



**Structure 1**

Warehouse for storage of construction machinery & material with ancillary site office & repairing workshop

GFA: Not exceeding 930m<sup>2</sup>

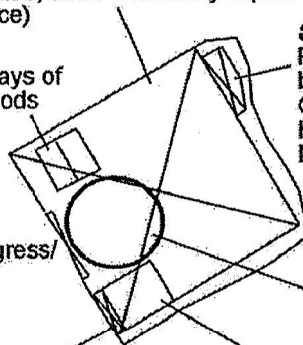
Height: Not exceeding 10m

No. of storey: 1 (Warehouse, toilet & ancillary repairing workshop)  
2 (Site office)

2 loading/unloading bays of 7m x 3.5m for light goods vehicle

10m Ingress/Egress

Toilet  
GFA: Not exceeding 10m<sup>2</sup>  
No. of storey: 1



**Structure 2**

Pump room and water tank being part of fire service installations

GFA: Not exceeding 50m<sup>2</sup>

Height: Not exceeding 8m

No. of storey: 1

Ancillary site office  
Covered area: Not exceeding 60m<sup>2</sup>  
GFA: Not exceeding 120m<sup>2</sup>  
No. of storey: 2

Project 項目名稱: Proposed Temporary Warehouse for Storage of Construction Machinery and Construction Materials with Ancillary Office and Repairing Workshop for a Period of 3 Years at Lot 897 S.B RP in D.D. 125, Ha Tsuen, Yuen Long, N.T	Drawing Title 圖目: Proposed Layout Plan	Remarks 備註:
	Drawing No. 圖號: Figure 3	Scale 比例: 1:1000

(摘錄自申請人於 23. 4. 2020 提交的申請書)  
(Extract from Applicant's Submission of 23.4.2020)

參考編號 REFERENCE No. A/HSK/224	繪圖 DRAWING A-1
------------------------------------	-------------------



**Structure 1**

Warehouse for storage of construction machinery & material with ancillary site office & repairing workshop

GFA: Not exceeding 930m<sup>2</sup>

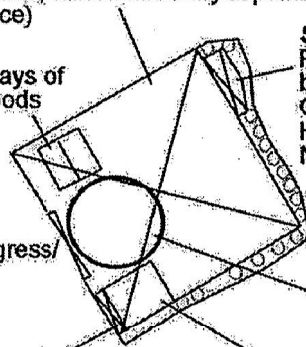
Height: Not exceeding 10m

No. of storey: 1 (Warehouse, toilet & ancillary repairing workshop)  
2 (Site office)

2 loading/unloading bays of 7m x 3.5m for light goods vehicle

10m Ingress/Egress

Toilet  
GFA: Not exceeding 10m<sup>2</sup>  
No. of storey: 1



**Structure 2**

Pump room and water tank being part of fire service installations

GFA: Not exceeding 50m<sup>2</sup>

Height: Not exceeding 8m

No. of storey: 1

13m manoeuvring circle

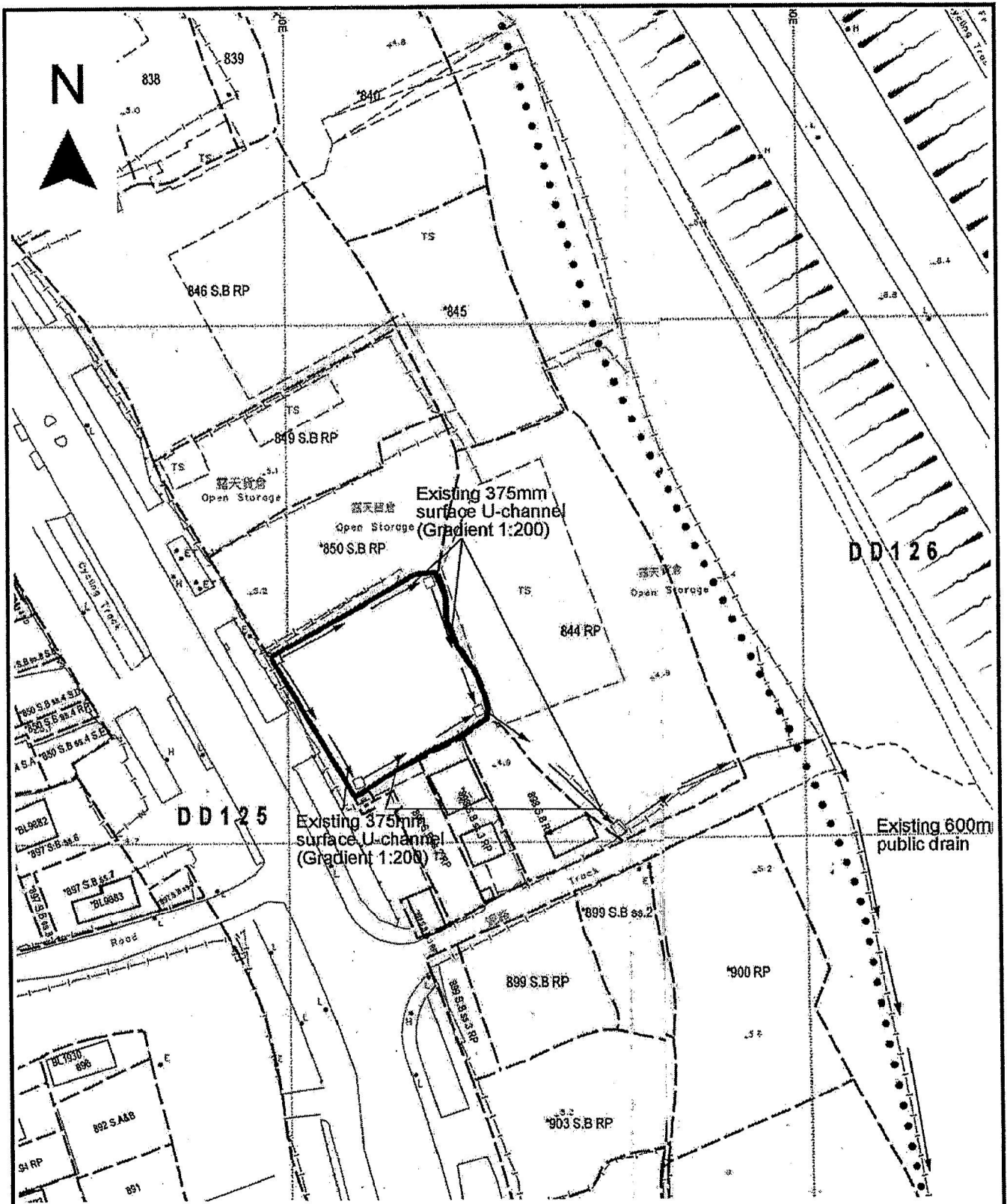
Ancillary site office  
Covered area: Not exceeding 60m<sup>2</sup>  
GFA: Not exceeding 120m<sup>2</sup>  
No. of storey: 2

Tree	Approximate Height	Spacing
○ Existing Trees ( <i>Ficus microcarpa</i> ) to be preserved	3m to 4.5m	3m

Project 項目名稱: Proposed Temporary Warehouse for Storage of Construction Machinery and Construction Materials with Ancillary Office and Repairing Workshop for a Period of 3 Years at Lot 897 S.B RP in D.D. 125, Ha Tsuen, Yuen Long, N.T	Drawing Title 圖目: Proposed Landscape & Tree Preservation Plan	Remarks 備註:
	Drawing No. 圖號: Figure 4	Scale 比例: 1:1000

(摘錄自申請人於 23. 4. 2020 提交的申請書)  
(Extract from Applicant's Submission of 23.4.2020)

參考編號 REFERENCE No. A/HSK/224	繪圖 DRAWING A-2
------------------------------------	-------------------



Project 項目名稱:

Proposed Temporary Warehouse for Storage of Construction Machinery and Construction Materials with Ancillary Office and Repairing Workshop for a Period of 3 Years at Lot 897 S.B RP in D.D. 125, Ha Tsuen, Yuen Long, N.T

Drawing Title 圖目:

As-built Drainage Plan

Remarks 備註:

Catchpit

Drawing No. 圖號:

Figure 5

Scale 比例:

1:1000

(摘錄自申請人於 23. 4. 2020 呈交的申請書)  
(Extract from Applicant's Submission of 23.4.2020)

參考編號  
REFERENCE No.  
A/HSK/224

繪圖 DRAWING  
A-3

**FIRE SERVICE NOTES:**

- A. SPRINKLER SYSTEM**
- AN AUTOMATIC SPRINKLER SYSTEM TO PROVIDED IN ACCORDANCE WITH THE LFC RULES FOR AUTOMATIC SPRINKLER INSTALLATIONS INCORPORATING BS EN 12945-2:2005 AND BS 5006, THE CLASSIFICATION OF THE OCCUPANCIES TO BE C.O.S.
  - SPRINKLER TO BE PROVIDED FOR ENTIRE BUILDING EXCEPT EAM PLANT ROOM AND SERVICES DUCT AREA.
  - THE GOODS TO BE STORED UNDER THE FOLLOWING CONDITION:
    - THE MAXIMUM STORAGE HEIGHT SHOWN IN FOLLOWING TABLE SHALL NOT BE EXCEEDED.
    - THE MAXIMUM STORAGE AREAS SHALL BE 50m<sup>2</sup> FOR ANY SINGLE BAY, WITH NO LESS THAN 2.4m CLEARANCE AROUND THE BLOCK.

Storage Category	Maximum storage height (m)	
	Free standing or block storage (ST) = see 6.1.9	All other cases (ST1, ST2, ST3, ST4, ST5)
Category 1	4.0	3.6
Category 2	3.0	2.7
Category 3	2.1	1.7
Category 4	1.2	0.9

**6.1.9 Storage Configuration**

The storage configuration shall be as follows:

- ST1: free standing or block stacking;
- ST2: post pallets in single rows, with aisle not less than 2.4 m wide;
- ST3: pallets in multiple including pallet rows;
- ST4: pallets on each beam pallet row(s);
- ST5: solid or spaced shelves 1 m or less wide;
- ST6: solid or spaced shelves over 1 m and no more than 5 m wide.

- NO IN-RACK SPRINKLER TO BE PROVIDED.
  - ONE 5000L SPRINKLER WATER TANK (FRESH GLASS) AS INDICATED ON PLAN. THE SPRINKLER ALARM SIGNAL TO BE LINKED TO THE SERVICE PROVIDER'S COMPUTERISED FIRE ALARM TRANSMISSION SYSTEM. THE TOWN MAIN WATER SUPPLY TO BE FED FROM SINGLE END. TWO SPRINKLER PUMPS (OUTSTANDING) TO BE PROVIDED TO SERVE THE ENTIRE SPRINKLER SYSTEM.
  - SPRINKLER CONTROL VALVE SET AND SPRINKLER INLET TO BE PROVIDED AS INDICATED ON PLAN.
  - ALL SPRINKLER ALARM SIGNALS TO BE TRANSMITTED TO THE SPRINKLER ANNUNCIATOR PANEL LOCATED ON OFF.
- B. HOSE SYSTEM**
- ON OFF TYPE HOSE REEL NOZZLES HOUSED IN GLASS FRONTED CABINETS WITH PADLOCKS SHALL BE INSTALLED AT LOCATION NOT HIGHER THAN 1350mm AFDL.
  - HOSE REEL INSTRUCTION PLATES SHALL BE PROVIDED FOR ALL HOSE REELS.
  - THE LENGTH OF RUBBER HOSES SHALL NOT BE MORE THAN 30m.
  - GLUTY AND STANDBY FIXED FIRE PUMPS SHOULD BE PROVIDED FOR THE HOSE REEL SYSTEM.
  - MANUAL FIRE ALARM CONTROL PANEL SHOULD BE PROVIDED NEAR THE MAIN ENTRANCE ON OFF FOR FIRE ALARM SIGNALS OF THE HOSE REEL SYSTEM.
  - THE HOSE REEL BRANCH NOZZLES SHALL HAVE A 4.5mm ORIFICE AND FIT WITH A SIMPLE TWO WAY VALVE TO OPERATE AND PROVIDE A WATER JET NOT LESS THAN 6m.
  - ALL FIRE SERVICE INSTALLATIONS SHOULD BE COMPLIED WITH THE CURRENT REQUIREMENTS OF THE FIRE SERVICES DEPARTMENT AND THE WATER SUPPLIES DEPARTMENT.
  - HOSE REELS REFER TO CLAUSE 5.1460 IN THE CODE OF PRACTICE FOR MINIMUM FIRE SERVICE INSTALLATION AND EQUIPMENT POLICY VERSION.
  - ELECTRICAL CABLES FOR FIRE ALARM BELLS AND FIRE SERVICES PUMPS SHALL BE FIRE RESISTING TYPE COMPLYING WITH BS6727 CAT DW2.
  - A NEW PRESSURISED F.S. WATER TANK OF EFFECTIVE STORAGE CAPACITY NOT LESS THAN 2000 LITERS SHALL BE PROVIDED ON OFF FOR HOSE REEL SYSTEM.

- C. FIRE ALARM SYSTEM**
- ACTUATION OF ANY BREAK GLASS UNIT IN THE BUILDING WILL START THE FIXED FIRE PUMP AND SOUND ALL THE ALARM BELLS IN THE WHOLE BUILDING.
  - THE CAPACITY OF BATTERY IS SUFFICIENT TO MAINTAIN THE SYSTEM IN NORMAL CONDITION FOR 72 HOURS (A.F.A. SYSTEM) AND IT SHALL BE ABLE TO OPERATE THE SYSTEM AT ALARM CONDITION FOR 30 MINUTES.
- D. OTHERS**
- ALL EXITS AND EXIT ROUTES SHALL COMPLY WITH CODE OF PRACTICE 4.850 C.L. 5.036 AND TO BE CLEARLY INDICATED BY ILLUMINATED EXIT SIGN AND DIRECTIONAL SIGNS IN CHINESE AND ENGLISH CHARACTERS OF NOT LESS THAN 150mm HIGH WITH 15mm WIDE STRIKES.
  - EMERGENCY LIGHTING SHALL COMPLY WITH BS EN 18539:2005 AND TO BE PROVIDED THROUGHOUT THE ENTIRE BUILDING AND SHALL COMPLY WITH BS 5266: PART 1 AND BS EN 18539 EXCEPT THAT OF EXIT SIGNS.
  - ALL CABLES, PIPE SHOULD BE CONFINED TO BS 1367 CLASS MEDIUM.
  - SECONDARY POWER SUPPLY SHOULD BE PROVIDED AND CONNECTED BEFORE THE SUPPLY MAIN SWITCH.

**ABBREVIATION:**

- DK: DRAINING
- M.H: MAIN HOLE
- ISV: ISOLATION VALVE
- FA: FROM ABOVE
- FB: FROM BELOW
- TA: TO ABOVE
- TB: TO BELOW
- LL: LOW LEVEL
- ML: MIDDLE LEVEL
- HL: HIGH LEVEL
- COM: COMBINATION
- NO: NOISE
- BL: BOUNDARY LINE
- NO: NUMBER
- PS: PRESSURE SWITCH
- FP: FIRE PUMP
- FP: JOCKEY PUMP
- HR: HOSE REEL
- FI: FIRE HYDRANT
- MFA: MANUAL FIRE ALARM UNIT, NOT TO SCALE
- MCCB: MOUNTED CASE CIRCUIT BREAKER
- TTN: TRIPPLE AND NEUTRAL
- MCCB: MINATURE CIRCUIT BREAKER
- dia: Diameter

**LEGENDS:**

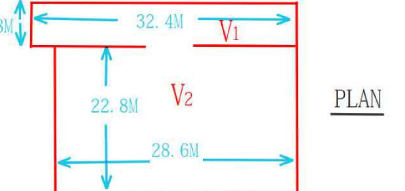
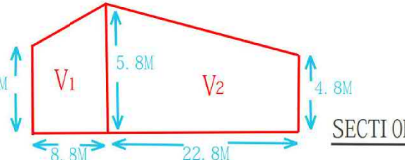
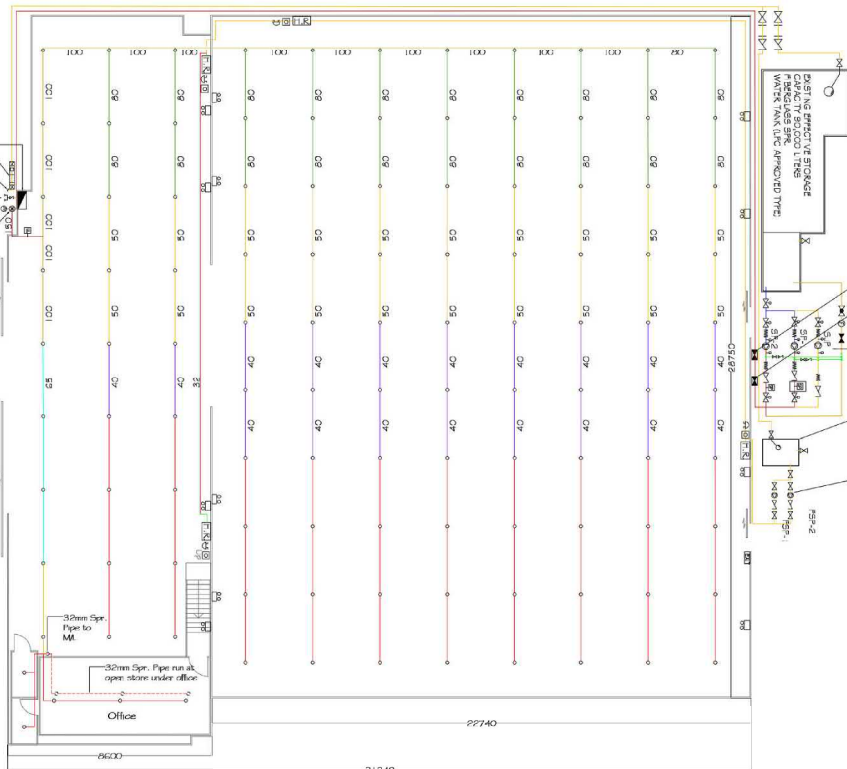
- Subsidiary Valve size Micro Switch
- GATE VALVE
- NON RETURN VALVE
- PLUMB SET
- ALTERNATE AIR VENT
- BALL FLOAT VALVE
- FIRE HOSE REEL
- CHECK METER POSITION
- HOSE CONNECTION
- FREQUENCY SWITCH
- FIRE HYDRANT
- FIRE SERVICE INSTALLATION IN SHADY AREAS ARE NOT INCLUDED IN THIS SUBMISSION
- MINATURE CIRCUIT BREAKER
- HOARD
- NEW INSTALLATION
- Installation in separate submission
- NEW INSTALLATION
- New GFC Sprinkler Head
- Est. Sign
- Emergency Lighting
- FIXED FIRE PUMP CONTROL PANEL
- MANUAL FIRE ALARM (MFA) CONTROL PANEL
- FUSE SWITCH
- STAR DELTA STARTER
- MINATURE CIRCUIT BREAKER (MCCB)
- HOSE REEL
- EXISTING MINATURE CIRCUIT BREAKER
- 4.5 KG CO2 FIRE EXTINGUISHER
- INSTALLATION IN SEPARATE SUBMISSION
- NEW INSTALLATION
- New GFC Sprinkler Head
- Est. Sign
- Emergency Lighting

ALL SPRINKLER PIPE SHOULD BE G.I. PIPE TO BS 1367 CLASS MEDIUM

ALL SPRINKLER PIPE SHOULD BE 25mm DIA. UNLESS OTHERWISE STATED

(CHECK FIRST FOR SPRINKLER PIPE)

25 mm	50 mm	100 mm
30 mm	75 mm	125 mm
40 mm	100 mm	150 mm
50 mm	125 mm	200 mm



$$V_1 = (5.1 + 5.8) \times 8.8 \div 2 \times 32.4 = 1553.904$$

$$V_2 = (4.8 + 5.8) \times 22.8 \div 2 \times 28.6 = 3456.024$$

$$5009.928 \text{ m}^3$$

**Ground Floor Plan**

No.	Date	Description
0	20.03.18	Proposal submission
1	22.09.18	Proposal re-submission
2	09.10.18	Proposal re-submission
3	20.11.18	Proposal re-submission

Client :

Architect :

FSI Consultant :  
 標高(亞洲)工程有限公司  
 Beau Growth (Asia) Engineering Limited  
 Tel. : 6020 2120 Fax. : 2647 7760  
 Flat 213A 2/F, Wang Choon Pky. Bldg.,  
 701 Lai Chi Kok Road,  
 Cheung Sha Wan, Kowloon.

Project :  
 Proposed Temporary Warehouse at  
 Lot 25/7 S.B. KP  
 in D.D. 1/25 Ho Tsuen,  
 Yuen Long.

Drawing Title :  
 Fire Service Installation Layout Plan  
 and System Schematic Diagram

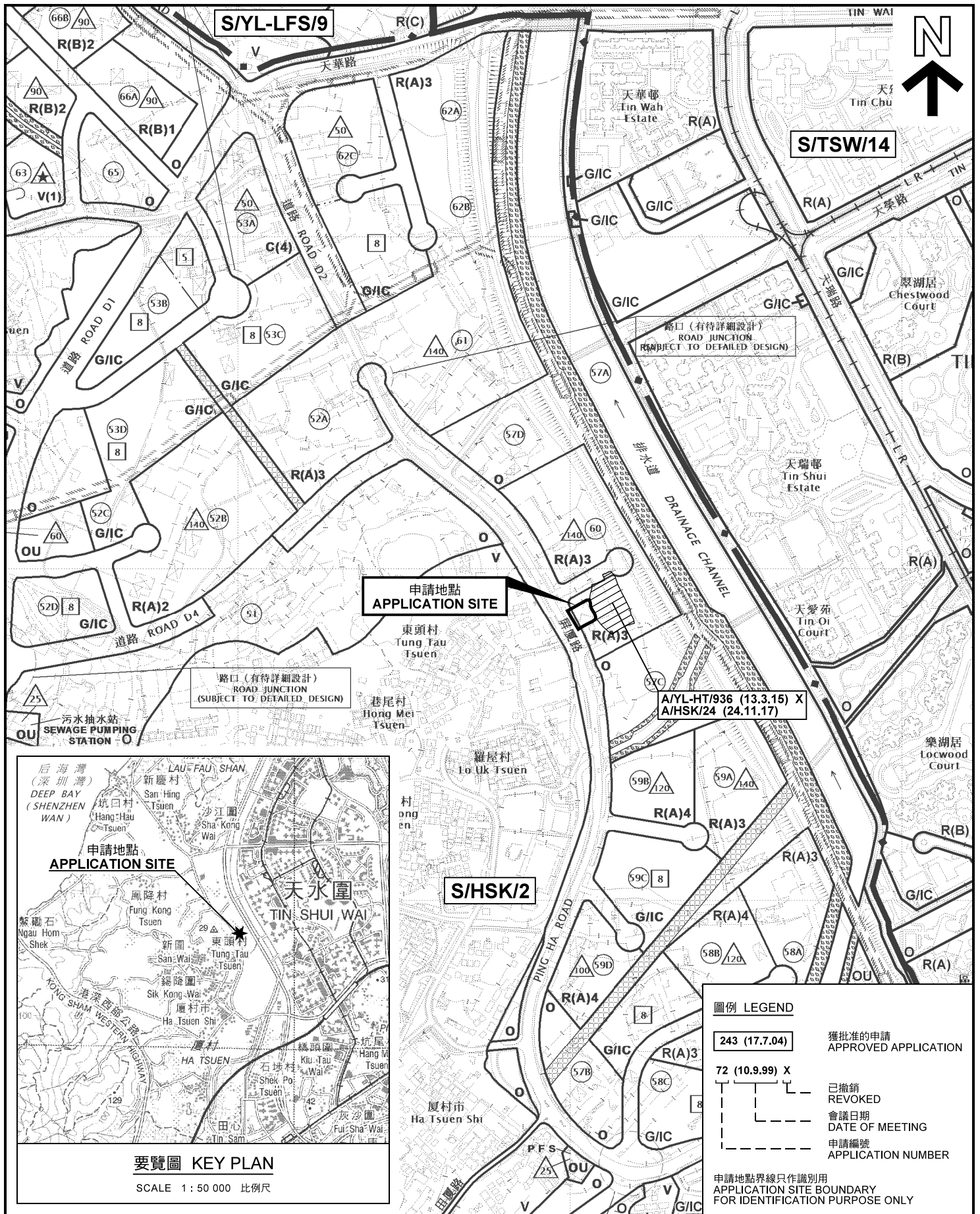
Dwg. NO. : BGA HT FS 01

Approved By :	Date : 20 Nov 2018
Checked By : S. Leung	Scale : 1:100
Drawn By : S. Leung	Rev. No. : 3

(摘錄自申請人於 29. 5. 2020 呈交的進一步資料)  
 (Extract from Applicant's Further  
 Information Submitted on 29.5.2020)

參考編號  
 REFERENCE No.  
**A/HSK/224**

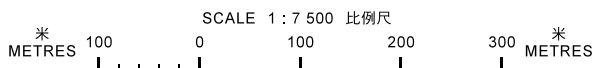
繪圖 DRAWING  
**A-4**



**位置圖及同類申請 LOCATION PLAN WITH SIMILAR APPLICATIONS**

本摘要圖於2020年5月25日擬備，  
所根據的資料為於2018年10月16日  
核准的分區計劃大綱圖編號 S/HSK/2  
EXTRACT PLAN PREPARED ON 25.5.2020  
BASED ON OUTLINE ZONING PLAN No.  
S/HSK/2 APPROVED ON 16.10.2018

臨時貨倉存放建築機械和建築材料連附屬辦公室  
和維修工場的規劃許可續期 (為期3年)  
元朗廈村丈量約份第125約地段第897號B分段餘段  
RENEWAL OF PLANNING APPROVAL FOR TEMPORARY  
WAREHOUSE FOR STORAGE OF CONSTRUCTION  
MACHINERY AND CONSTRUCTION MATERIALS WITH ANCILLARY  
OFFICE AND REPAIRING WORKSHOP FOR A PERIOD OF 3 YEARS  
LOT 897 S.B RP IN D.D.125, HA TSUEN, YUEN LONG



**圖例 LEGEND**

- 243 (17.7.04) 獲批准的申請  
APPROVED APPLICATION
- 72 (10.9.99) X 已撤銷  
REVOKED
- 會議日期  
DATE OF MEETING
- 申請編號  
APPLICATION NUMBER

申請地點界線只作識別用  
APPLICATION SITE BOUNDARY  
FOR IDENTIFICATION PURPOSE ONLY

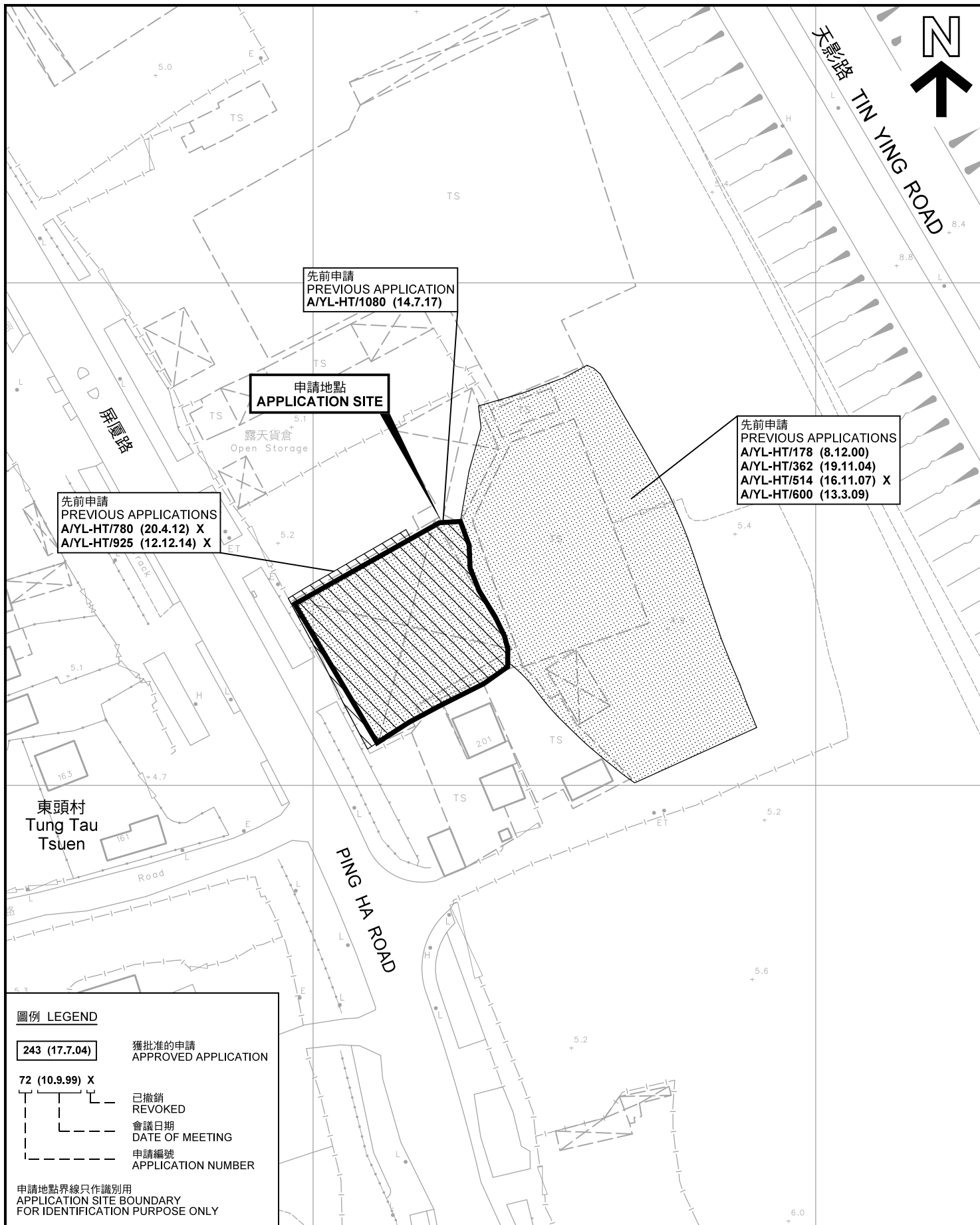
**規劃署  
PLANNING  
DEPARTMENT**



參考編號  
REFERENCE No.  
**A/HSK/224**

**圖 PLAN  
A-1a**





先前申請  
PREVIOUS APPLICATION  
A/YL-HT/1080 (14.7.17)

申請地點  
APPLICATION SITE

先前申請  
PREVIOUS APPLICATIONS  
A/YL-HT/178 (8.12.00)  
A/YL-HT/362 (19.11.04)  
A/YL-HT/514 (16.11.07) X  
A/YL-HT/600 (13.3.09)

先前申請  
PREVIOUS APPLICATIONS  
A/YL-HT/780 (20.4.12) X  
A/YL-HT/925 (12.12.14) X

圖例 LEGEND

- 243 (17.7.04)** 獲批准的申請  
APPROVED APPLICATION
- 72 (10.9.99) X** 已撤銷  
REVOKED
- 會議日期  
DATE OF MEETING
- 申請編號  
APPLICATION NUMBER

申請地點界線只作識別用  
APPLICATION SITE BOUNDARY  
FOR IDENTIFICATION PURPOSE ONLY

先前申請圖 PREVIOUS APPLICATIONS PLAN

臨時貨倉存放建築機械和建築材料連附屬辦公室  
和維修工場的規劃許可續期 (為期3年)  
元朗廈村丈量約份第125約地段第897號B分段餘段  
RENEWAL OF PLANNING APPROVAL FOR TEMPORARY  
WAREHOUSE FOR STORAGE OF CONSTRUCTION  
MACHINERY AND CONSTRUCTION MATERIALS WITH ANCILLARY  
OFFICE AND REPAIRING WORKSHOP FOR A PERIOD OF 3 YEARS  
LOT 897 S.B RP IN D.D.125, HA TSUEN, YUEN LONG

SCALE 1 : 1 000 比例尺

米 20 0 20 40 米  
METRES

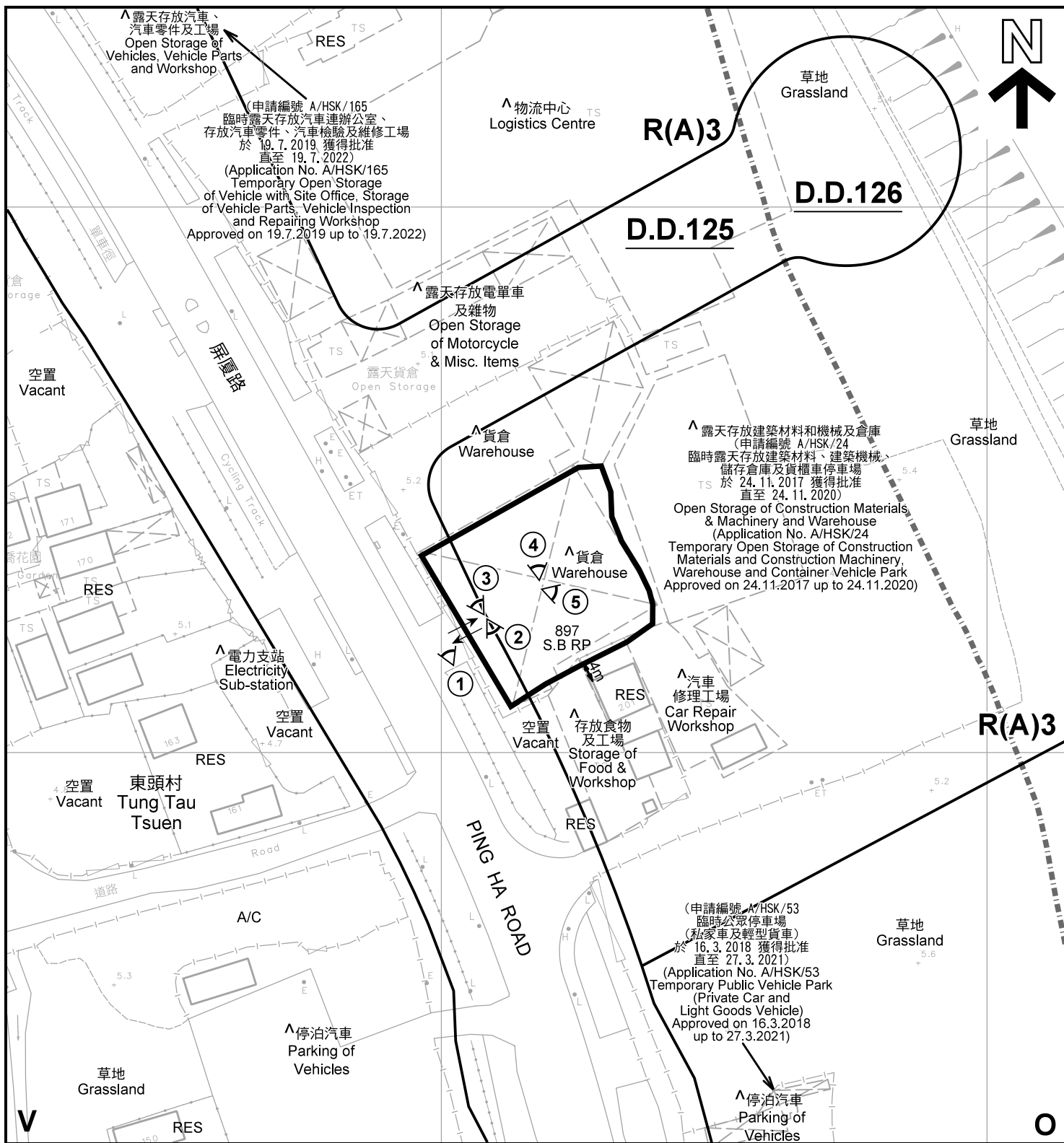
規劃署  
PLANNING  
DEPARTMENT



參考編號  
REFERENCE No.  
A/HSK/224

圖 PLAN  
A-1b

本摘要圖於2020年5月25日擬備，所根據的  
資料為測量圖編號 6-NW-2D  
EXTRACT PLAN PREPARED ON 25.5.2020  
BASED ON SURVEY SHEET No. 6-NW-2D



**註釋 Notes :**

- (1) 2020年5月15日勘測的土地用途  
Land uses shown on this plan are in accordance with the land use survey conducted by the Planning Department on 15.5.2020
- (2) \* 土地用途跟1992年3月勘測的土地用途一致  
Indicates that the use is the same as that revealed by the land use survey conducted by the Planning Department in Mar 1992
- (3) ^ 土地用途跟1992年3月勘測的土地用途有別  
Indicates that the use is different from that revealed by the land use survey conducted by the Planning Department on in Mar 1992

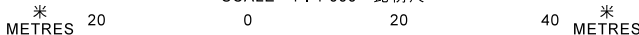
**圖例 LEGEND**

- 申請地點(界線只作識別用)  
APPLICATION SITE  
(BOUNDARY FOR IDENTIFICATION PURPOSE ONLY)
- R(A)** 住宅(甲類)  
RESIDENTIAL (GROUP A)
- V** 鄉村式發展  
VILLAGE TYPE DEVELOPMENT
- O** 休憩用地  
OPEN SPACE
- RES** 住用構築物  
RESIDENTIAL STRUCTURES
- A/C** 常耕農地  
CULTIVATED AGRICULTURAL LAND
- 實地照片的觀景點  
VIEWING POINT OF SITE PHOTO
- 丈量約份界線  
D.D. BOUNDARY
- 入口/出口  
INGRESS / EGRESS

**平面圖 SITE PLAN**

臨時貨倉存放建築機械和建築材料連附屬辦公室  
和維修工場的規劃許可續期 (為期3年)  
元朗廈村丈量約份第125約地段第897號B分段餘段  
RENEWAL OF PLANNING APPROVAL FOR TEMPORARY  
WAREHOUSE FOR STORAGE OF CONSTRUCTION  
MACHINERY AND CONSTRUCTION MATERIALS WITH ANCILLARY  
OFFICE AND REPAIRING WORKSHOP FOR A PERIOD OF 3 YEARS  
LOT 897 S.B RP IN D.D.125, HA TSUEN, YUEN LONG

SCALE 1 : 1 000 比例尺



**規劃署  
PLANNING  
DEPARTMENT**



參考編號  
REFERENCE No.  
**A/HSK/224**

**圖 PLAN  
A-2**

本摘要圖於2020年5月29日擬備，所根據的資料為測量圖編號 6-NW-2D  
EXTRACT PLAN PREPARED ON 29.5.2020  
BASED ON SURVEY SHEET No. 6-NW-2D





天瑞邨  
Tin Shui  
Estate

排水渠

天影路

DRAINAGE CHANNEL

TIN YING ROAD

屏慶路



東頭村  
Tung Tau  
Tsuen

PING HA ROAD

Nutlah

明渠

羅屋村  
Lo Uk  
Tsuen

鳳凰路

HA MEI ROAD

圖例 LEGEND



申請地點(界線只作識別用)  
APPLICATION SITE  
(BOUNDARY FOR IDENTIFICATION  
PURPOSE ONLY)

本摘要圖於2020年5月28日擬備，所根據的資料為地政總署於2019年10月18日拍得的航攝照片編號 E072784C  
EXTRACT PLAN PREPARED ON 28.5.2020 BASED ON AERIAL PHOTO No. E072784C TAKEN ON 18.10.2019 BY LANDS DEPARTMENT

航攝照片 AERIAL PHOTO

臨時貨倉存放建築機械和建築材料連附屬辦公室和維修工場的規劃許可續期(為期3年)  
元朗廈村丈量約份第125約地段第897號B分段餘段  
RENEWAL OF PLANNING APPROVAL FOR TEMPORARY WAREHOUSE FOR STORAGE OF CONSTRUCTION MACHINERY AND CONSTRUCTION MATERIALS WITH ANCILLARY OFFICE AND REPAIRING WORKSHOP FOR A PERIOD OF 3 YEARS LOT 897 S.B RP IN D.D.125, HA TSUEN, YUEN LONG

規劃署  
PLANNING  
DEPARTMENT



參考編號  
REFERENCE No.  
A/HSK/224

圖 PLAN  
A-3



申請地點  
APPLICATION SITE



1



申請地點  
APPLICATION SITE

2



申請地點  
APPLICATION SITE

3

實地照片 SITE PHOTOS

臨時貨倉存放建築機械和建築材料連附屬辦公室  
和維修工場的規劃許可續期（為期3年）  
元朗廈村丈量約份第125約地段第897號B分段餘段  
RENEWAL OF PLANNING APPROVAL FOR TEMPORARY  
WAREHOUSE FOR STORAGE OF CONSTRUCTION  
MACHINERY AND CONSTRUCTION MATERIALS WITH ANCILLARY  
OFFICE AND REPAIRING WORKSHOP FOR A PERIOD OF 3 YEARS  
LOT 897 S.B RP IN D.D.125, HA TSUEN, YUEN LONG

規劃署  
PLANNING  
DEPARTMENT



參考編號  
REFERENCE No.  
A/HSK/224

圖 PLAN  
A-4a

本圖於2020年5月25日擬備，所根據的  
資料為攝於2020年5月15日的實地照片  
PLAN PREPARED ON 25.5.2020  
BASED ON SITE PHOTOS  
TAKEN ON 15.5.2020





申請地點  
APPLICATION SITE



申請地點  
APPLICATION SITE

**實地照片 SITE PHOTOS**

臨時貨倉存放建築機械和建築材料連附屬辦公室  
和維修工場的規劃許可續期（為期3年）  
元朗厦村丈量約份第125約地段第897號B分段餘段  
RENEWAL OF PLANNING APPROVAL FOR TEMPORARY  
WAREHOUSE FOR STORAGE OF CONSTRUCTION  
MACHINERY AND CONSTRUCTION MATERIALS WITH ANCILLARY  
OFFICE AND REPAIRING WORKSHOP FOR A PERIOD OF 3 YEARS  
LOT 897 S.B RP IN D.D.125, HA TSUEN, YUEN LONG

規劃署  
PLANNING  
DEPARTMENT



參考編號  
REFERENCE No.  
A/HSK/224

圖 PLAN  
A-4b

本圖於2020年5月25日擬備，所根據的  
資料為攝於2020年5月15日的實地照片  
PLAN PREPARED ON 25.5.2020  
BASED ON SITE PHOTOS  
TAKEN ON 15.5.2020