



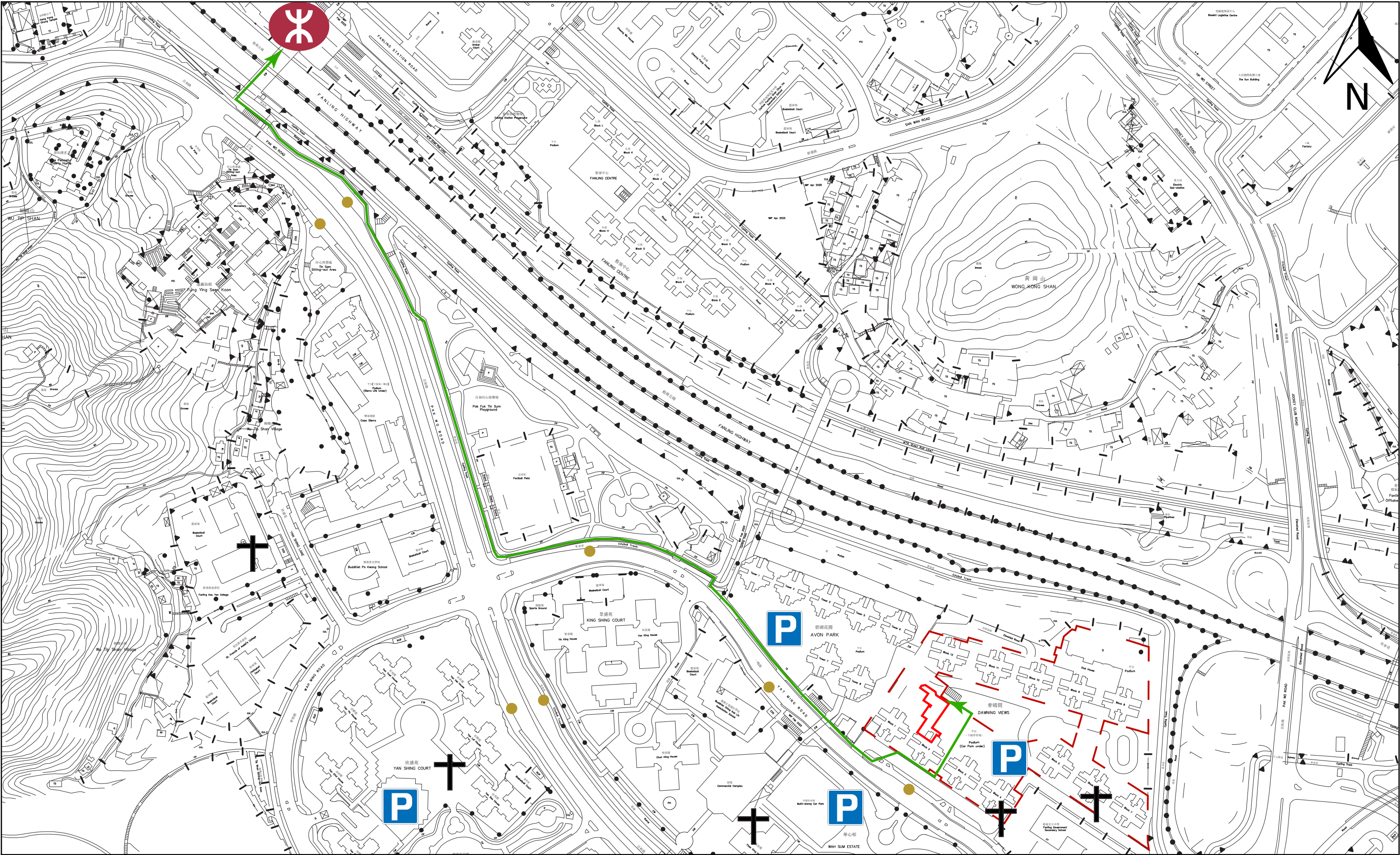



DRAWING TITLE: LOCATION PLAN	LEGEND: <div><div> COMPOSITE DEVELOPMENT</div><div> APPLICATION BOUNDARY</div></div>	SCALE: 1:2000	PREPARED BY:  DeSPACE (International) Limited
DRAWING NO.: FIGURE 1	<div> RELIGIOUS INSTITUTION</div>	DATE: AUGUST 2025	



DRAWING TITLE: ACCESSIBILITY PLAN	LEGEND: <div><div></div> COMPOSITE DEVELOPMENT</div> <div><div></div> APPLICATION BOUNDARY</div> <div><div></div> WALKING ROUTE BETWEEN MTR STATION AND SUBJECT PREMISES</div> <div><div></div> FRANCHISED BUSES / MINIBUS STOP</div> <div><div></div> FANLING MTR STATION</div> <div><div></div> CAR PARK</div> <div><div></div> RELIGIOUS INSTITUTION</div>	SCALE: 1:4000	PREPARED BY: DeSPACE (International) Limited
DRAWING NO.: FIGURE 2		DATE: AUGUST 2025	



DRAWING TITLE: G/F SITE PLAN	LEGEND: <div style="display: flex; justify-content: space-around; align-items: center;"> <div style="border: 2px solid red; width: 30px; height: 15px; display: inline-block;"></div> APPLICATION BOUNDARY <div style="color: red; font-size: 2em;">◆ ENTRANCE/EXIT TO SUBJECT PREMISES </div> <div style="display: flex; justify-content: space-around; align-items: center;"> <div style="background-color: lightblue; width: 30px; height: 15px; display: inline-block;"></div> RESIDENTIAL BLOCK LOBBY <div style="color: lightblue; font-size: 2em;">◆ ENTRANCE/EXIT TO RESIDENTIAL BLOCKS </div> </div></div>	SCALE: 1:800	PREPARED BY:  DeSPACE (International) Limited
DRAWING NO.: FIGURE 3		DATE: AUGUST 2025	

LIST OF KEYNOTES

- 001 PLANTER MANAGED BY OTHER
- 002 (E) SECURITY STEEL ROLL-UP GATE & STOREFRONT UNTOUCHED
- 003 (N) GLAZING BIFOLD DOOR
- 004 (N) FRAMELESS GL. DOOR
- 005 RESERVED
- 006 (E) RAMP HANDRAIL & CURB TO BE MODIFIED
- 007 (E) 1050mm WIDTH RAMP TO BE WIDENED TO (E) COLUMN SIDE
- 008 (N) RAMP HANDRAIL UP TO CODE
- 009 WIDENED THE RAMP TO (E) COLUMN SIDE
- 010 1500mm WHEELCHAIR TURNING SPACE
- 011 (N) EXTERIOR YTONG AAC BLOCK WALL

APPLICATION BOUNDARY

ENTRANCE/EXIT TO SUBJECT PREMISES



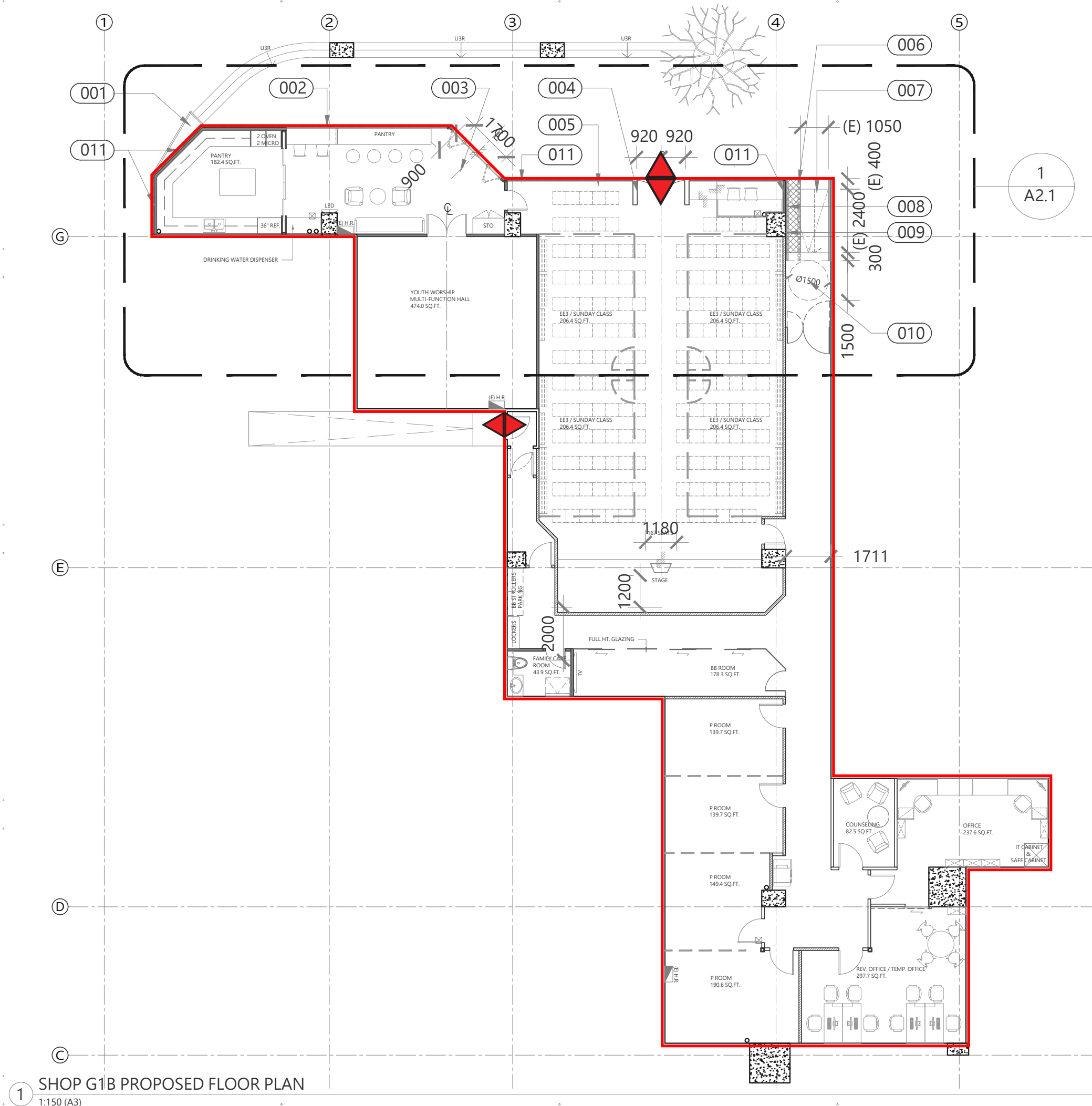
ISSUED NO.	DESCRIPTION	DATE
1	DESIGN INTENT	JUN 01
2	SECTION-16	AUG 13
.	.	.
.	.	.

REVISIONS NO.	DESCRIPTION	DATE
.	.	.
.	.	.
.	.	.
.	.	.
.	.	.

Drawn	Checked
	LC
Scale	1:150 (A3)
Budget Number	11120-2425015
Sheet Title	

LAYOUT PLAN

Sheet Number
FIGURE 4



1 SHOP G1B PROPOSED FLOOR PLAN
1:150 (A3)