Section 16 Planning Application for Amendments to Approved Scheme (No. A/K20/121) and Proposed Flat Use at West Kowloon Cultural District

APPENDIX 6
NOISE IMPACT ASSESSMENT

April 2025

Date	April 2025
Prepared by	Tak Wong Principal Consultant
Signed	
Approved by	Tony Cheng Senior Manager
Signed	
Project Reference	DLNWKCDZ2EI00
Document No.	R9580_v1.3_20250415.docx

No part of this document may be reproduced or transmitted, in any form or by any means electronic, mechanical, photographic, recording or otherwise, or stored in a retrieval system of any nature without the written permission of Ramboll Hong Kong Ltd, application for which shall be made to Ramboll Hong Kong Ltd, 21/F, BEA Harbour View Centre, 56 Gloucester Road, Wan Chai, Hong Kong.

Disclaimer: This report is made on behalf of Ramboll Hong Kong Ltd. No individual is personally liable in connection with the preparation of this report. By receiving this report and acting on it, the client or any third party relying on it accepts that no individual is personally liable in contract, tort or breach of statutory duty (including negligence).

Ramboll Hong Kong Limited

21/F, BEA Harbour View Centre
56 Gloucester Road, Wan Chai, Hong Kong

Tel: (852) 3465 2888
Fax: (852) 3465 2899
Email: hkinfo@ramboll.com

Q:\Projects\DLNWKCD2EI00\04 Deliverables\01 NIA Report\R9580_v1.3_20250415.docx

CHAPTERS

Page

1. INTRODUCTION 1-1
   - 1.1 Background 1-1
   - 1.2 Project Location 1-2
   - 1.3 Indicative Scheme 1-2
   - 1.4 Appraisal of Environmental Impact 1-3
2. ROAD TRAFFIC NOISE IMPACT ASSESSMENT 2-1
   - 2.1 Introduction 2-1
   - 2.2 Assessment Criteria 2-1
   - 2.3 Assessment Methodology 2-1
   - 2.4 Road Characteristics 2-1
   - 2.5 Noise Sensitive Receivers 2-1
   - 2.6 Assessment Results under Base Case Scenario 2-2
   - 2.7 Recommended Noise Mitigation Measures and Assessment Result under Mitigated Scenario 2-2
   - 2.8 Conclusion 2-4
3. FIXED PLANT NOISE IMPACT ASSESSMENT 3-1
   - 3.1 Introduction 3-1
   - 3.2 Assessment Criteria 3-1
   - 3.3 Fixed Plant Noise Sources 3-1
   - 3.4 Noise Sensitive Receivers 3-2
   - 3.5 Assessment Methodology 3-2
   - 3.6 Assessment Result 3-3
   - 3.7 Fixed Plant Noise Sources for the Indicative Scheme 3-4
   - 3.8 Planned Fixed Plant Noise Sources in the vicinity of the Indicative Scheme . 3-4
   - 3.9 Conclusion 3-4
4. OVERALL CONCLUSION 4-1

TABLES

Table 1.1 Development Parameters of Indicative Scheme 1-2

Table 1.2 Summary of open air entertainment activities noise result 1-4

Table 3.1 Fixed plant noise Impact Assessment Criteria 3-1

Table 3.2 Maximum Predicted Fixed plant noise Levels of the Representative NSRs 3-3

FIGURES

Figure 1.1 Locations of the Site and Its Environs

Figure 1.2 Locations used for the Proposed Open Air Entertainment Activities and the representative NSRs for Open Air Entertainment Activities Noise

Figure 2.1 Locations of Representative Noise Sensitive Receivers for Road Traffic Noise Impact Assessment

Figure 2.2 Locations of Noise Mitigation Measures for Road Traffic Noise Impact Assessment

Figure 3.1 Locations of the identified Fixed Plant Noise Sources within the 300m Study Area

Figure 3.2 Locations of Representative Noise Sensitive Receivers for Fixed Plant Noise Impact Assessment

APPENDICES

Appendix 1-1 Layout and Indicative Floor Plans of the Indicative Scheme

Appendix 1-2 Detailed Calculation for Open Air Entertainment Activities Noise

Appendix 2-1 Year 2045 Traffic Forecast and Reply of TD's Endorsement

Appendix 2-2 Low Noise Road Surfacing within 300m Assessment Area

Appendix 2-3 Results of Road Traffic Noise Impact Assessment (Base Case Scenario)

Appendix 2-4 Innovative Design of Acoustic Window (Baffle Type) and Enhanced Acoustic Balcony (Baffle Type)

Appendix 2-5 Estimation of Noise Attenuation of Acoustic Window (Baffle Type) and Enhanced Acoustic Balcony (Baffle Type)

Appendix 2-6 Results of Road Traffic Noise Impact Assessment (Mitigated Case Scenario)

Appendix 2-7 Schedule of Traffic Noise Mitigation Measures

Appendix 3-1 Extracted Information of the approved Environmental Review (ER)

Appendix 3-2 Extracted Information of the Commissioning Test Report at West Kowloon Station (CRT)

Appendix 3-3 Extracted Information of the Technical Note in Zone 2 (Z2R)

Appendix 3-4 Extracted Information of the Technical Note in Zone 3 (Z3R)

Appendix 3-5 Site Survey Photos

Appendix 3-6 Referenced Catalogue

Appendix 3-7 Results of Fixed Plant Noise Impact Assessment

1. INTRODUCTION

1.1 Background

1.1.1 The purpose of this Section 16 Planning Application (Application) on the Approved West Kowloon Cultural District Development Plan No. S/K20/WKCD/2 (DP), is to implement the previously approved residential GFA from application No. A/K20/121 in 2014. The Indicative Scheme comprises seven mixed-use residential towers with recreational facilities ancillary to the domestic part of the buildings. Some Retail/Dining/Entertainment (RDE) facilities are provided on the ground floor and podium levels of all buildings to enhance vibrancy of the Indicative Scheme. The Indicative Scheme is consistent with its overall planning intention of the West Kowloon Cultural District (WKCD or the District) in building a diverse and vibrant District.

1.1.2 The Applicant, West Kowloon Cultural District Authority, proposes to reshuffle a portion of the residential Gross Floor Area (GFA) from "Other Specified Uses (Mixed Uses)" "OU(MU)" OU(MU)4 zone to OU(MU)3 zone and to apply for "Flat" Use. The Building Height Restrictions (BHR) and maximum total GFA proposed in this Application whilst adopting the previously approved parameters from Planning Application No. A/K20/121 in 2014 (named as 2014 Approved Scheme), will also form part of this Application. Also, an Environmental Review was prepared and approved (named as approved ER) for supporting the 2014 Approved Scheme. In addition, an Environmental Impact Assessment (EIA) report for WKCD (Register No.: AEIAR-178/2013) was conducted and approved in November 2013 (named as Approved EIA report). Application of Variation of Environmental Permit (EP) with the support of a supporting document was approved in June 2016 (Environmental Permit No. EP-453/2013/B).

1.1.3 WKCD is an ongoing development which is transforming south-west of Yau Tsim Mong District into a diverse world-class Art and Cultural District. The "Application Site Boundary" comprises the WKCD DP boundary, which is the same as in the 2014 Approved Scheme. The "Indicative Scheme Boundary" includes the northern portions of the "OU(MU)3" and "OU(MU)4" sub-zones, which shows the location and the layout of the Indicative Scheme . The Lot Boundary of KIL 11260 has also been added to the drawings. For reference and clarity, two boundaries are shown throughout this submission.

1.1.4 The immediate surrounding developments of the Application Site are predominantly mixed-use, comprising commercial, residential, open space, roads and public transport infrastructures. To the immediate north of the Application Site, is the MTR Kowloon Station Development. To the immediate north-east of the Application Site is the MTR Hong Kong West Kowloon Station (WKS) for the Hong Kong section of the High Speed Rail Link. Further east of WKS is the MTR Austin Station Development which includes the MTR Austin Station and residential developments "The Austin" and "Grand Austin". To the immediate east across Canton Road is the residential development "The Victoria Towers", and the Kowloon Park, a vast area of open space with facilities for leisure and recreational purposes. Ramboll Hong Kong Limited is commissioned by the Applicant to prepare this updated Noise Impact Assessment (NIA) for the Indicative Scheme .

1.1.5 The design of the Indicative Scheme is provided by project architect (DLN) while the traffic forecast is provided by the Project Traffic Consultant (AECOM Asia Company Limited).

1.2 Project Location

1.2.1 The Indicative Scheme has site area of not more than 19,999 m^2. The Indicative Scheme is located at WKCD, bounded by Lin Cheung Road and Austin Road West on the north. Canton Road serves the immediate border at the east, and from the southern to the western border is the Victoria Harbour. The immediate surrounding developments are predominantly mixed-used, with commercial, residential, open space, and land uses for transport. Figure 1.1 shows the location of the Indicative Scheme.

1.3 Indicative Scheme

1.3.1 The Indicative Scheme comprises 7 residential towers, all-encompassing recreational facility ancillary to the domestic building, and some commercial uses including RDE facilities to enhance vibrancy of the development.

1.3.2 The preliminary design incorporates several key elements, such as podium-level setbacks and open shop frontages along The Avenue to create vibrancy. Residential towers have a total of 22 to 27 storeys including three podium floors (G/F, 1/F and 2/F). The podium floors provide RDE and ancillary residential facilities.

1.3.3 Under the Indicative Scheme, Towers 1 and 2 have building height of +100mPD, and Towers 3 to 7 have building height of +84mPD. A podium with 21.65mPD is located underneath the towers within the Indicative Scheme. The clubhouse at 2/F of the podium will be served with central air-conditioning system and not rely on openable window for ventilation.

1.3.4 The latest Indicative Scheme is included in Appendix 1-1.

1.3.5 According to the tentative information, the completion year of the Indicative Scheme is tentatively 2032.

1.3.6 The development parameters are summarized in Table 1.1.

Table 1.1 Development Parameters of Indicative Scheme

Development Parameters	Indicative Scheme
Site Area Indicative Scheme Boundary	Not more than 19,999 m^2
Zoning under WKCD DP • Northern "OU(MU)3" Sub-Zone • Northern "OU(MU)4" Sub-Zone	 Residential Tower 1, Tower 2, Tower 3, Tower 4, Tower 5 Residential Tower 6, Tower 7
No. of Towers	7 Residential Towers
No. of Residential Units	1,995 units
Total No. of Storeys • Residential Tower 1 & 2	27 storeys (include 3 storeys of RDE and Clubhouse)

• Residential Tower 3, 4, 5 • Residential Tower 6 & 7	22 storeys (include 3 storeys of RDE and Clubhouse) 22 storeys (include 3 storeys of RDE and Clubhouse)
Building Height (Main Roof) • Residential Tower 1 & Tower 2 • Residential Tower 3 to Tower 7 • Podium	 100mPD 84mPD 21.65mPD
Completion Year	Tentative 2032

1.4 Appraisal of Environmental Impact

Road Traffic Noise

1.4.1 The noise environment is dominated by road traffic along Austin Road West. The potential road traffic noise impact has been quantitatively assessed in Section 2. Necessary noise mitigation measures have been proposed to attenuate the noise impact to the acceptable level.

Fixed Plant Noise

1.4.2 The potential fixed plant noise impact has been quantitatively assessed in Section 3.

Ground-borne Noise

1.4.3 According to the approved EIA, four underground railways, namely Tuen Ma Line (TML), Airport Expressway Rail Link (AEL), Tung Chung Line (TCL) and Express Rail Link (XRL) underneath WKCD. As the NSRs of the Indicative Scheme would not be located partially or directly above the underground railways, the NSRs of the Indicative Scheme would not be under adverse ground-borne noise impact from the underground railways. Moreover, the NSRs of the Indicative Scheme nearest to XRL are located at the similar locations of the NSRs (such P17 and P19) identified in the approved EIA. According to the assessment in the approved EIA, exceedance in relevant criteria for ground-borne noise impact would not be anticipated for the NSRs, P17 and P19. Therefore, it is anticipated that the NSRs of the Indicative Scheme would not be under adverse ground-borne noise impact from XRL.

Helicopter Noise

1.4.4 The Indicative Scheme is located over 1.6km from the existing helipad at Shun Tak Centre which is located farther than the findings in EIA report (1.1km), therefore, no adverse noise impact from the existing helipad at Shun Tak Centre is anticipated.

Marine Traffic Noise

1.4.5 The potential marine traffic noise is found from the ferry's movement to and from China Ferry Terminal. However, the Indicative Scheme is located over 300m from travelling route of the ferries, no adverse marine traffic noise impact is anticipated.

Open Air Entertainment Activities Noise

1.4.6 There is no planned locations used for the outdoor theatre open air entertainment activities provided within the Indicative Scheme. The open air entertainment activities will be held in Art Park and Wonderland, which are located far away from the noise sensitive receivers (NSRs) of the Indicative Scheme as shown in Figure 1.2. The major source of the open air entertainment activities will be the sound amplification system

and the crowd. As confirmed by the Applicant, the outdoor theatre open air entertainment activities will be operated by following statutory requirement. In general, Temporary Places of Public Entertainment License would be applied for open air entertainment activities and conditions would be followed, i.e. noise levels from the activities (including rehearsal and main event) should not be more than 5 dB(A) above the prevailing background noise level, as measured at one meter from the exterior building facade of any nearby noise sensitive receivers, during day time and evening period, i.e. 7 a.m. to 11 p.m. In general, the stage for the open air entertainment activities will be facing away from the noise sensitive receivers of the Indicative Scheme directly and a noise screen will be provided at the back of the stage for the reduction of the noise impact on the NSRs. Besides, the direction of the speakers of the sound amplification systems will be controlled for not facing towards the NSRs of the Indicative Scheme.

1.4.7 However, a sensitivity assessment has also been carried out with reference to the approved EIA report. The detailed calculation of the open air entertainment activities noise is shown in Appendix 1-2. The open air entertainment activities noise result is summarized in Table 1.2.

Table 1.2 Summary of open air entertainment activities noise result

NSR	Distance to Wonderland / Art Park, m	Corrected Noise Level, dB(A)	Daytime / Evening Noise Criteria, dB(A) [1]	Exceedance of Criteria, dB(A)
NA01	446 / 522	61	65 / 62	No
NA02	462 / 504	61	65 / 62	No

Notes [1]: With reference to approved EIA (AEIAR-178/213), criteria is proposed as not more 5 dB(A) above the background noise during daytime and evening time.

1.4.8 According to the results in Table 1.2, no noise exceedance is found due to the open air entertainment activities during daytime and evening time period. Since no operation of outdoor theatres will be anticipated at night-time period (i.e. after 11pm), adverse open air entertainment noise impact to the nearby NSRs during night time is also not anticipated.

1.4.9 Moreover, the operator of the future open air entertainment activities will monitor the noise level at both the rehearsal and actual live event conditions and control the noise level of the sound amplification systems to ensure the compliance of the noise criteria in Noise Control Guidelines for Music, Singing and Instrument Performing Activities. Therefore, it is anticipated that no adverse noise impact will be generated from open air entertainment activities on the Indicative Scheme. In addition, the Applicant has also confirmed that some events will be held within the open area of Zone 2. However, as advised by the Applicant, no noisy events will be held and no sound amplification system will be adopted for those events. Moreover, the Applicant will monitor and manage the events to ensure no noise impact/ nuisance will be generated on the NSRs of the Indicative Scheme. Therefore, it is anticipated that no noise impact will be generated by those events on the NSRs of the Indicative Scheme.

2. ROAD TRAFFIC NOISE IMPACT ASSESSMENT

2.1 Introduction

2.1.1 This road traffic noise impact assessment is prepared to address potential road traffic noise impact on the noise sensitive uses of the Indicative Scheme and to recommend mitigation measures where practicable to attenuate the impact.

2.2 Assessment Criteria

2.2.1 Noise standards are recommended in Chapter 9, "Environment", of the Hong Kong Planning Standards and Guidelines (HKPSG) for planning against possible adverse noise from road traffic.

2.2.2 Residential uses that rely on opened window for ventilation purposes are considered noise sensitive in nature. According to the guidelines, the maximum allowed road traffic noise level, measured in terms of $L10_{(1\text{-hour})}$, at typical facades of new dwellings like the Indicative Scheme is recommended to be 70 dB(A).

2.3 Assessment Methodology

2.3.1 The assessment concerns the prediction of the maximum hourly L10 traffic noise level at noise sensitive receivers (NSRs) of the Indicative Scheme due to the projected traffic flow on the adjacent major road networks.

2.3.2 The traffic forecast for year 2047 (see Appendix 2-1) is considered representative of the worst case scenario. Reply of TD's endorsement is provided in Appendix 2-1.

2.3.3 The U.K. Department of Transport's procedure "Calculation of Road Traffic Noise" was applied to predict the hourly L10 noise level generated from road traffic at selected representative facades (NSRs) of the Indicative Scheme. The predicted noise levels were then compared with the HKPSG noise criterion for assessing predicted adverse noise effects at proposed NSRs.

2.4 Road Characteristics

2.4.1 The roads surrounding the Indicative Scheme include Austin Road, Museum Drive, Lin Cheung Road and other local roads. In this assessment, all roads are assumed of impervious surface except for Austin Road, Lin Cheung Road and Wui Man road where low noise road surfacing is assumed based on the information provided by Highway Department (see Appendix 2-2).

2.4.2 In addition, the covered tunnel portal near the Arch and from opposite facades at the northern side of Austin Road West have already covered by the acoustic panel, the noise reflections from the road traffic noise should be minimized. Appendix 2-8 shows the photo record of the applied acoustic panel.

2.4.3 Some NSRs might have direct line of sight to some portion of covered tunnel road segments, for example road segments of conjunction of Lin Cheung Road and Austin Road West located at northwest of the Subject Site. To present the worst-case scenario, those concerned segments are inputted in the road traffic noise model as exposed road segments.

2.5 Noise Sensitive Receivers

2.5.1 NSRs representing the opening of habitable rooms of the proposed residential towers are shown in Figure 2.1. The assessment points are taken at 1.2 m above the floors of the selected storey and 1 m away from the facades of openable windows which are noise sensitive in nature.

2.6 Assessment Results under Base Case Scenario

2.6.1 The predicted road traffic noise levels of the selected representative NSRs based on the Indicative Scheme with the noise mitigation measures incorporated into the building layout design (including podium, building setback and building orientation of the residential towers) were assessed.

2.6.2 Referring to the forecasted traffic data, since some nearby roads have higher traffic data at AM peak scenario, but some other nearby roads have higher traffic data in PM peak scenario, both AM and PM peak scenarios have been assessed in this study. In order to present the worst noise level of each NSR, the maximum noise level of each NSR among the two peak scenarios will be adopted and presented in the detailed traffic noise results.

2.6.3 The assessment results under base case scenario under AM and PM peak traffic flow are formulated based on the proposed layout and, which are shown in Appendix 2-3.

2.6.4 According to the result in Appendix 2-3, there are exceedances at various locations of the building façade facing Austin Road West. For the overall assessment results, the compliance rate is about 89% with maximum predicted noise level of $L10_{(1\text{-hour})}$ 74dB(A).

2.7 Recommended Noise Mitigation Measures and Assessment Result under Mitigated Scenario

2.7.1 Various noise mitigation measures as listed below have been duly studied and incorporated in the layout plans where practicable.

a. <u>Acoustic Window and Enhanced Acoustic Balcony (Baffle Type)</u>

Innovative noise mitigation measures are being explored in recent years. Baffle type acoustic windows and enhanced acoustic balconies have been adopted for numerous residential developments for attenuating road traffic noise.

The applicant intends to design the baffle type acoustic windows and enhanced acoustic balconies to mitigate the noise impact. Prior to this, EPD's Practice Note for Professional Persons on Application of Innovative Noise Mitigation Designs in Planning Private Residential Developments against Road Traffic Noise Impact (hereafter referred as "ProPECC PN 5/23") has been referenced for the purpose to demonstrate the feasibility of mitigating noise impact.

The Acoustic Window (Baffle Type) [AW(BT)] and Enhanced Acoustic Balcony (Baffle Type) [EAB (BT)] in ProPECC PN 5/23 (see Appendix 2-4) refers to the type of window/ balcony door that has an inner sliding panel behind the outer opening, both readily openable, for creating an air gap for the supply of fresh air with noise mitigation effect. It comprises two glazing:

i. The outer window/door system with side hung openable window/door and

ii. The inner sliding panel.

The "designed setting" to reduce noise entering indoor area is achieved by placing the inner sliding panel behind the openable window/door, so that noise from outside cannot pass through the opening window/door and enter indoor area directly. As there is no gap at top and bottom of the sliding panel, direct transmission of sound energy into the habitable room is avoided. Instead, outdoor noise has to pass through the gap between the inner sliding panel and

outer façade aside the opening window/door in order to enter indoor area. The design allows natural ventilation through the aforementioned gap (although extent of natural ventilation may be inferior to the case without the inner sliding panel behind) and prevent most noise from entering indoor environment. According to the latest PNAP APP-130: "Lighting and Ventilation Requirements – Performance-based Approach", the proposed AW(BT) and EAB(BT) are considered complying with prescribed ventilation requirement if the net opening when the inner sliding panel is moved to another side with least obstruction to the openable window/door at the outer façade.

A road traffic noise sound attenuation of 6.0dB(A) - 7.0 dB(A) can be achieved for bedrooms and 8.0dB(A) for living rooms with reference to ProPECC PN 5/23 assuming that the noise source in right in front of the opening.

With the designed setting of the AW(BT) and EAB(BT) described above, the noise reduction performance can be improved by various means including tilting the AW(BT) and EAB(BT) to a horizontal incident angle not less than 30 degree to the dominant line source (-1 dB(A)), adding 1.5m long full-height noise reflective fin (only applicable to AW(BT) only) (-1 dB(A) for tilting not less than 30 degree and -2 dB(A) for not less than 60 degree), adding sound absorptive material (SAM) (i.e. Noise Reduction Coefficient, NRC≥0.7) at the top and outer opening side of mullion (-1.5 dB(A)). The additional improvements from ProPECC PN 5/23 mentioned above have been referenced and adopted where necessary. Since the maximum exceedance of the Indicative Scheme is 4 dB(A), the above additional attenuation due to the window orientation is not considered as a worst case scenario. Also, no vertical fin is required.

The configurations of the AW(BT) and EAB(BT) design referenced from the ProPECC PN 5/23 are provided in Appendix 2-4. In current stage of planning, detailed designs of AW(BT) and EAB(BT) are not available yet, while the illustrative configuration of acoustic window and enhanced acoustic balcony from the corresponding drawings in ProPECC Practice Note are considered feasible. Upon further design development, the configurations of the noise mitigation measures shall be further optimized such that the mitigated traffic noise level will comply with relevant standard. In this assessment, it is anticipated that the proposed AW(BT) and EAB(BT) should have at least the same relative noise reduction performance as the reference case as a conservative assumption. Further, if the room size of the Indicative Scheme is significantly (more than 10%) lower than the reference case in ProPECC PN 5/23, room size adjustment (10xlog(RA/RAref), RA=Room area of proposed case, RAref= Room area of reference case) is conducted so that the noise reduction will be lowered. Lastly, in case the noise reduction of the proposed AW(BT) and EAB(BT) is higher than the residual exceedance, it is assumed that the noise reduction is equal to the residual exceedance. A detail calculation on the sound attenuation of AW(BT) and EAB are shown in Appendix 2-5.

2.7.1.1 Figure 2.2, 2.2a, 2.2b and 2.2c show the proposed traffic noise mitigation measures.

2.7.2 Appendix 2-6 shows detailed road traffic noise impact assessment results for the mitigated scenario. The schedule of traffic noise mitigation measures is included in Appendix 2-7.

2.7.3 According to the result for mitigated scenario, the predicted $L10_{(1\text{-hour})}$ road traffic noise level complies with the standard at all NSRs.

2.8 Conclusion

2.8.1 The potential noise impact from road traffic in the vicinity of the Indicative Scheme has been assessed based on the Indicative Scheme. According to the assessment results, the predicted noise levels of the representative NSRs would comply with the noise standard recommended in the HKPSG.

3. FIXED PLANT NOISE IMPACT ASSESSMENT

3.1 Introduction

3.1.1 The aim of this study is to assess potential noise impacts arising from nearby fixed plant noise source of the buildings and activities on the Indicative Scheme.

3.1.2 Based on the assessment finding, practicable noise mitigation measures would be recommended, where necessary.

3.2 Assessment Criteria

3.2.1 In accordance with the Technical Memorandum for the Assessment of Noise from Places other than Domestic Premises, Public Places or Construction Sites (herein referred as TM) issued under the Noise Control Ordinance (NCO), the area sensitive rating (ASR) depends on the type of area and the degree of impact that Influencing Factors (IFs) on the NSRs. The industrial area, major road with annual average daily traffic (AADT) over 30,000 vehicles per day or the area within the boundary of Hong Kong International Airport shall be considered to be an IF.

3.2.2 The Subject Site falls within urban area. The Austin Road West to the north have AADT of 59,000 vehicles per day according to the Station 4094 of the Annual Traffic Census 2023. All dwellings of the Indicative Scheme would have view and direct line of sight with Austin Road West would be directly or indirectly affected by IF. Therefore, according to Table 1 of the TM, the Subject Site and the Indicative Scheme is considered within area type (iii) (i.e. Urban Area) and Directly/Indirectly Affected by IF so that ASR "C" is considered appropriate. For the dwellings would not affect by the IF, ASR "B" would be allocated. However, the AADT of Austin Road West was under 30,000 in 2021. As advised by the Project Traffic Consultant, the significant surge in traffic flow from 2021 to 2022 was likely temporary due to the opening of the M+ museum in November 2021, which was free to the public during its first year, as well as the border closure before 2023, which flourished the local tourism. Similar traffic flow surges on Austin Road West between Lin Cheung Road and Canton Road (Station No. 3710) suggested that the increase in traffic between Lin Cheung Road and Nga Cheung Road was a one-time event due to specific circumstances. Traffic flow is expected to stabilize at similar levels in the coming years.

3.2.3 For sake of conservative, Austin Road West is considered not Influencing Factor at this juncture of noise impact assessment and ASR "B" is considered for the Indicative Scheme. The fixed plant noise impact assessment criteria will be reviewed during detailed design stage when the updated traffic census information after resumption of normal cross boarder travel in February 2023 is published by the Transport Department (TD). Table 3.1 below shows the details of the fixed plant noise impact assessment criteria for this study.

Table 3.1 Fixed plant noise Impact Assessment Criteria

Standard	ASR	Criteria, Leq (30 mins)	Acceptable Noise Level (ANL)
NCO	B	07:00 – 23:00	65 dB(A)
		23:00 – 07:00	55 dB(A)

3.3 Fixed Plant Noise Sources

3.3.1 With reference to the Environmental Review in approved *"Section 16 Planning Application for Proposed Minor Relaxation of Gross Floor Area and Building Height Restrictions for West Kowloon Cultural District, Hong Kong" dated March 2014* (ER), *"Commissioning Test Report for the Fixed Plant Noise at West Kowloon Station (WEK)*

and Public Transport Interchange (PTI)" dated August 2018 (CTR), "*Technical Note for Refinement of Ventilation Exhausts on Topside Development in Zone 2*" dated June 2019 (Z2R), "*Environmental Review Report for Refinement of Ventilation Exhausts on Topside Development in Zone 3B, West Kowloon Cultural District*" dated April 2022 (Z3R), the number and locations of the identified fixed plant noise sources with the sound power level (SWL) have been reviewed. The relevant information is extracted and shown in Appendix 3-1 to Appendix 3-4. Appendix 3-1 shows the information of existing fixed plant noise sources and corresponding assessments spreadsheet extracted from the approved Environmental Review. Appendix 3-2 shows the locations of fixed noise sources and their calculated sound power level extracted from the commissioning test report at West Kowloon Station. Appendix 3-3 shows the locations of ventilation exhausts and the corresponding noise data extracted from the Technical Note in Zone 2. Appendix 3-4 shows the fixed noise sources locations and the summary table of assessment results extracted from the Technical Note in Zone 3.

3.3.2 Site survey had been conducted on 29 February 2024 & 1 March 2024 to verify the existing fixed plant noise sources (i.e. louvers at Elements and West Kowloon Cultural District Substation), the survey photos are shown in Appendix 3-5. However, the locations of louvers at Elements and West Kowloon Cultural District Substation are located close to the Austin Road West with high traffic flow. The road traffic is the dominant noise sources near the louvers at Elements and West Kowloon Cultural District Substation, direct noise measurement is not possible to provide the actual SWL. Therefore, the SWL for the louvres at Elements and West Kowloon Cultural District Substation would be referred to ER in this assessment. Furthermore, other than the fixed plant noise sources shown in ER, CTR, Z2R and Z3R, total of 3 chillers are found on the roof of Administration Building Western Harbour Crossing. While direct noise measurement is not possible too, the SWL have been made reference to the catalogue with similar dimension. The catalogue is shown in Appendix 3-6.

3.3.3 Figure 3.1 shows the location of the identified fixed plant noise sources within the 300m study area.

3.4 Noise Sensitive Receivers

3.4.1 Representative NSRs of residential towers nearest to the identified fixed plant noise sources have been selected for the assessment. Figure 3.2 shows the locations of the representative NSRs.

3.5 Assessment Methodology

3.5.1 Noise impact from the identified noise sources of the Indicative Scheme were determined based on standard acoustical principle and practice.

PNL = SWL + Cdist + Cfac + Cton + Cbar

Where

PNL is the predicted noise level at the Noise Sensitive Receiver in dB(A)

SWL is the sound power level of the fixed noisy equipment in dB(A)

Cdist is the distance correction in dB(A) Distance Attenuation Correction, dB(A) = - 20×log(Dist) - 8 where Dist = shortest slant distance measured from fixed plant noise source to NSR as a worst case scenario

Cfac is façade correction, +3 dB(A)

Cton is tonality correction, +3 dB(A) is assumed

Cbar is barrier correction, -10 dB(A) when line-of-sight from NSR to noise source is completely blocked by podium structure.

Note:

(1) Other correction for intermittency and impulsiveness are considered not applicable.

3.5.2 Barrier correction is adopted to reflect that ventilation opening "29D" and "V29" would be decked over by podium or other structure such that there will be no direct line-of-sight from any NSR of the Indicative Scheme to the louvres.

3.6 Assessment Result

3.6.1 A summary of predicted fixed plant noise levels during daytime & Evening and night-time periods at selected NSRs is tabulated as below in Table 3.2. Detailed calculations are shown in Appendix 3-7.

3.6.2 The assessment results indicated that the predicted noise levels of the representative NSRs would comply with the relevant standards.

3.6.3 In case of design changes where the podium structure can no longer screen the direct line-of-sight from NSR of the Indicative Scheme to the ventilation opening(s) as mentioned in Section 3.5.2, at-source mitigation measures such as acoustic silencers can be considered in detailed design of the ventilation openings, such that noise compliance can be achieved at the NSRs. In sum, no insurmountable fixed noise impact is envisaged.

Table 3.2 Maximum Predicted Fixed plant noise Levels of the Representative NSRs

Representative NSRs	ASR	Standard, (0700-2300)/ (2300-0700)	Predicted Noise Level Leq(30min), dB(A) (0700-2300)	Predicted Noise Level Leq(30min), dB(A) (2300-0700)
F101	B	65 / 55	62	52
F102	B	65 / 55	63	54
F103	B	65 / 55	63	54
F201	B	65 / 55	62	55
F202	B	65 / 55	61	53
F203	B	65 / 55	61	52
F301	B	65 / 55	61	52
F302	B	65 / 55	61	53
F401	B	65 / 55	57	51
F501	B	65 / 55	57	51
F502	B	65 / 55	62	53
F503	B	65 / 55	57	51
F601	B	65 / 55	58	50
F701	B	65 / 55	61	53
F702	B	65 / 55	59	52
F703	B	65 / 55	59	52

3.7 Fixed Plant Noise Sources for the Indicative Scheme

3.7.1 The detailed design of the Indicative Scheme is not available yet, but the Indicative Scheme will inevitably contain noisy facilities such as ventilation system for podium building. The requirement under HKPSG is fully observed (i.e. ANL – 5dB(A)). In future detailed design of the project, same requirement will be imposed so that the relevant noise standard will be met by various means such as selection of quiet equipment, use of shielding device, acoustic louvers, silencers, semi/full-enclosure. With abundance of direct noise mitigation measures to control and suppressed the generated noise level, no unacceptable noise impact due to operation of potentially noisy facilities of the Indicative Scheme is anticipated.

3.8 Planned Fixed Plant Noise Sources in the vicinity of the Indicative Scheme

3.8.1 For planned developments in the vicinity, fixed noise standards are stipulated in the HKPSG. Noise mitigation measures shall be adopted for planned fixed plant noise sources as required such that the noise standard are complied with at NSRs of the Indicative Scheme. In view of this, adverse noise impact due to the operation of potential planned fixed plant noise sources in the vicinity is not anticipated.

3.9 Conclusion

3.9.1 The potential noise impact from fixed plant noise sources has been assessed based on the Indicative Scheme. According to the assessment results, the predicted noise levels of the representative NSRs would comply with the NCO criteria.

3.9.2 In detailed design of the potentially noisy equipment onsite (e.g. AC system for non-residential portion), the potential noise impact will be controlled in accordance with the standard under HKPSG (i.e. ANL-5dB(A) or prevailing background whichever is lower). There are practical noise mitigation measures such as selection of more quiet equipment, careful design of locations, enclosure or simply with the fixed plant noise source (e.g. pumps) housed indoors, use of silencer, acoustic louvre, etc. Adverse fixed plant noise impact from future operation of the Indicative Scheme is not anticipated.

4. OVERALL CONCLUSION

4.1.1 A residential development is proposed at West Kowloon Cultural District.

4.1.2 Based on the traffic noise impact assessment results with respect to the latest Indicative Scheme, exceedance is found at various locations for façade facing Austin Road West before introduction of noise mitigation measures.

4.1.3 With the proposed road traffic noise mitigation, including acoustic window (baffle type) and enhanced acoustic balcony (baffle type), the predicted road traffic noise level would comply with relevant standard. No adverse traffic noise impact is anticipated.

4.1.4 According to the general acoustic principle and the TM with noise strength of individual noise source estimated, the fixed plant noise impact on the Indicative Scheme have been predicted and found to comply with the relevant standard.

Figures

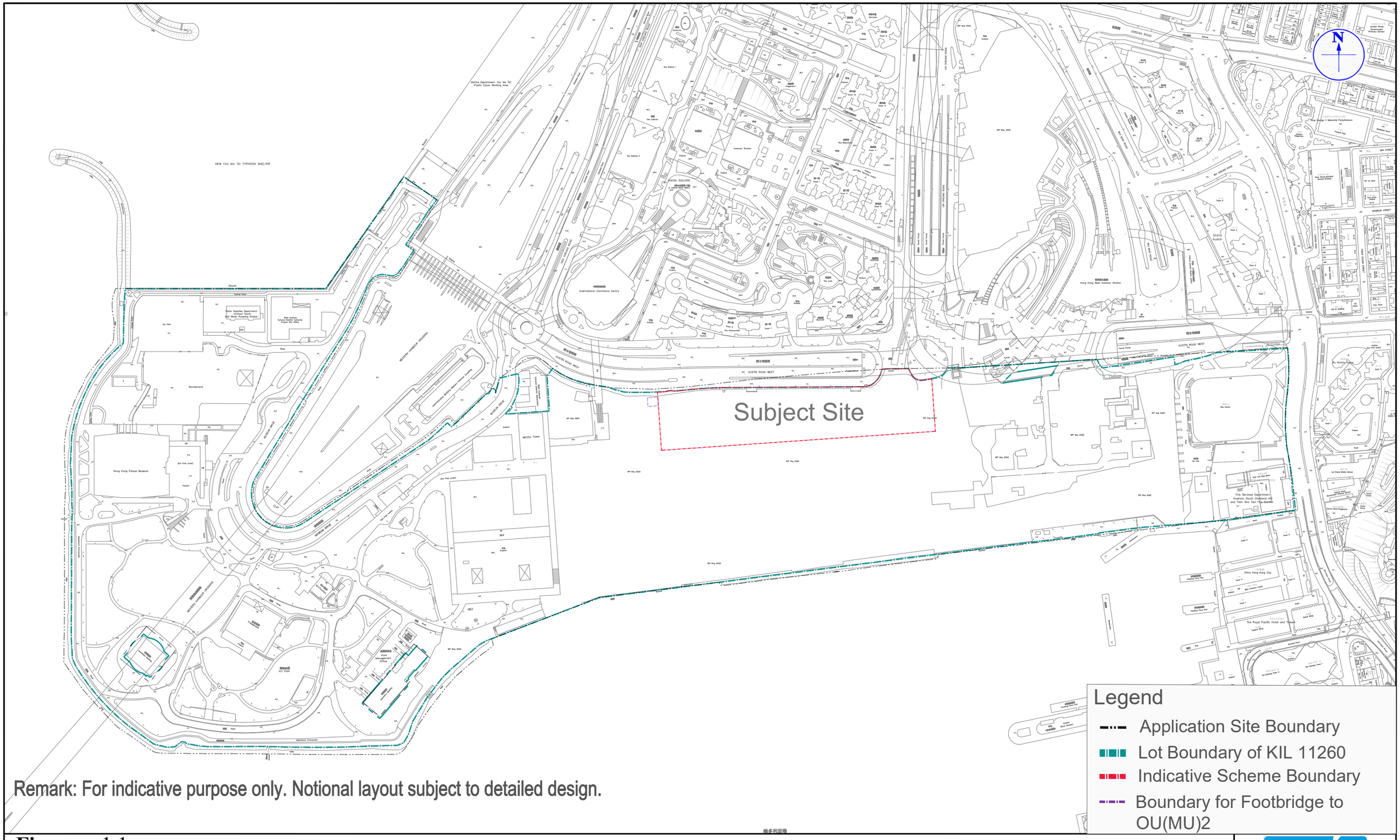

Remark: For indicative purpose only. Notional layout subject to detailed design.

Figure: 1.1	RAMBOLL
Title: Locations of the Site and Its Environs	Drawn by: GY
	Checked by: TW
Project: Section 16 Planning Application for Amendments to Approved Scheme (No.A/K20/121) and Proposed Flat Use at West Kowloon Cultural District	Rev.: 1.3
	Date: Apr 2025

\\aphkfps3\Drive Q\Projects\DLNWKCD2EI00\05 Assessments\02 Noise\01 Industrial\ENT Noise Fig11 20250411.dwg

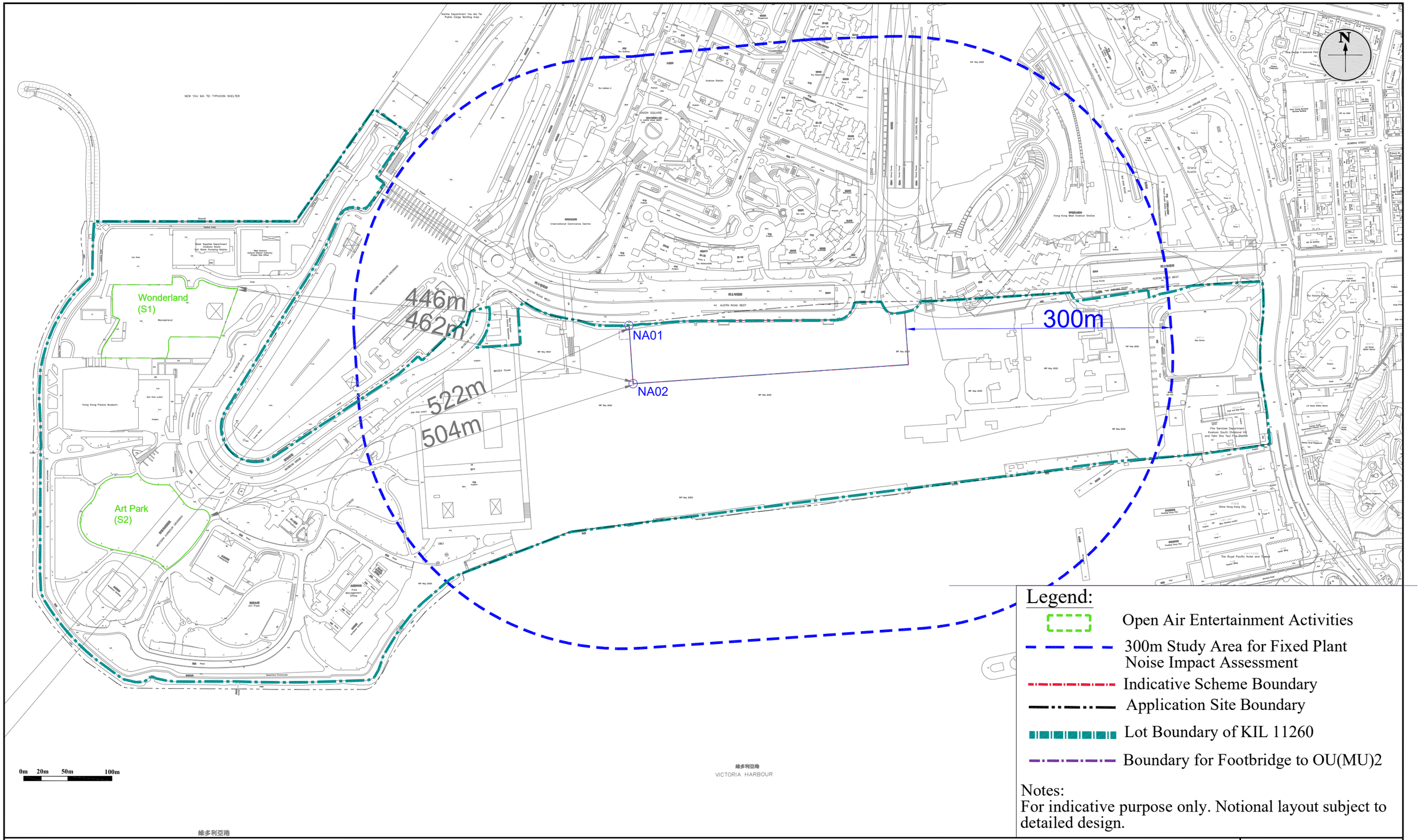

Figure:	1.2	RAMBOLL
Title:	Locations used for the Proposed Open Air Entertainment Activities and the representative NSRs for Open Air Entertainment Activity Noise Assessment	Drawn by: GY Checked by: TW
Project:	Section 16 Planning Application for Amendments to Approved Scheme (No.A/K20/121) and Proposed Flat Use at West Kowloon Cultural District	Rev.: 1.3 Date: Apr 2025

\\aphkfps3\Drive Q\Projects\DLNWKCD2EI00\05 Assessments\02 Noise\01 Industrial\ENT Noise20250411.dwg

Legend

- Noise Sensitive Receivers
- Application Site Boundary
- Lot Boundary of KIL 11260
- Indicative Scheme Boundary
- Boundary for Footbridge to OU(MU)2

Remark: For indicative purpose only. Notional layout subject to detailed design.
Remark: Noise Assessment Points T1-11 to T1-17 are assigned at 2/F - 24/F only.

Figure:	2.1	RAMBOLL
Title:	Locations of Noise Sensitive Receivers for Road Traffic Noise Impact Assessment (Typical Floors: 1/F - 24/F)	Drawn by: GY Checked by: TW
Project:	Section 16 Planning Application for Amendments to Approved Scheme (No. A/K20/121) and Proposed Flat Use at West Kowloon Cultural District	Rev.: 1.5 Date: Apr 2025

\\aphkfps3\Drive Q\Projects\DLNWKCD2EI00\05 Assessments\02 Noise\02 Traffic\20250108\20250108_TNIA_20250411.dwg

Remark: For indicative purpose only. Notional layout subject to detailed design.
Remark: Noise Assessment Points T1-11 to T1-17 are assigned at 2/F - 24/F only.

Figure:	2.1a	RAMBOLL
Title:	Locations of Noise Sensitive Receivers for Road Traffic Noise Impact Assessment (Tower 1 - Tower 2) (Typical Floors: 1/F - 24/F)	Drawn by: GY Checked by: TW
Project:	Section 16 Planning Application for Amendments to Approved Scheme (No. A/K20/121) and Proposed Flat Use at West Kowloon Cultural District	Rev.: 1.5 Date: Apr 2025

\\aphkfps3\Drive Q\Projects\DLNWKCD2EI00\05 Assessments\02 Noise\02 Traffic\20250108\20250108_TNIA_20250411.dwg

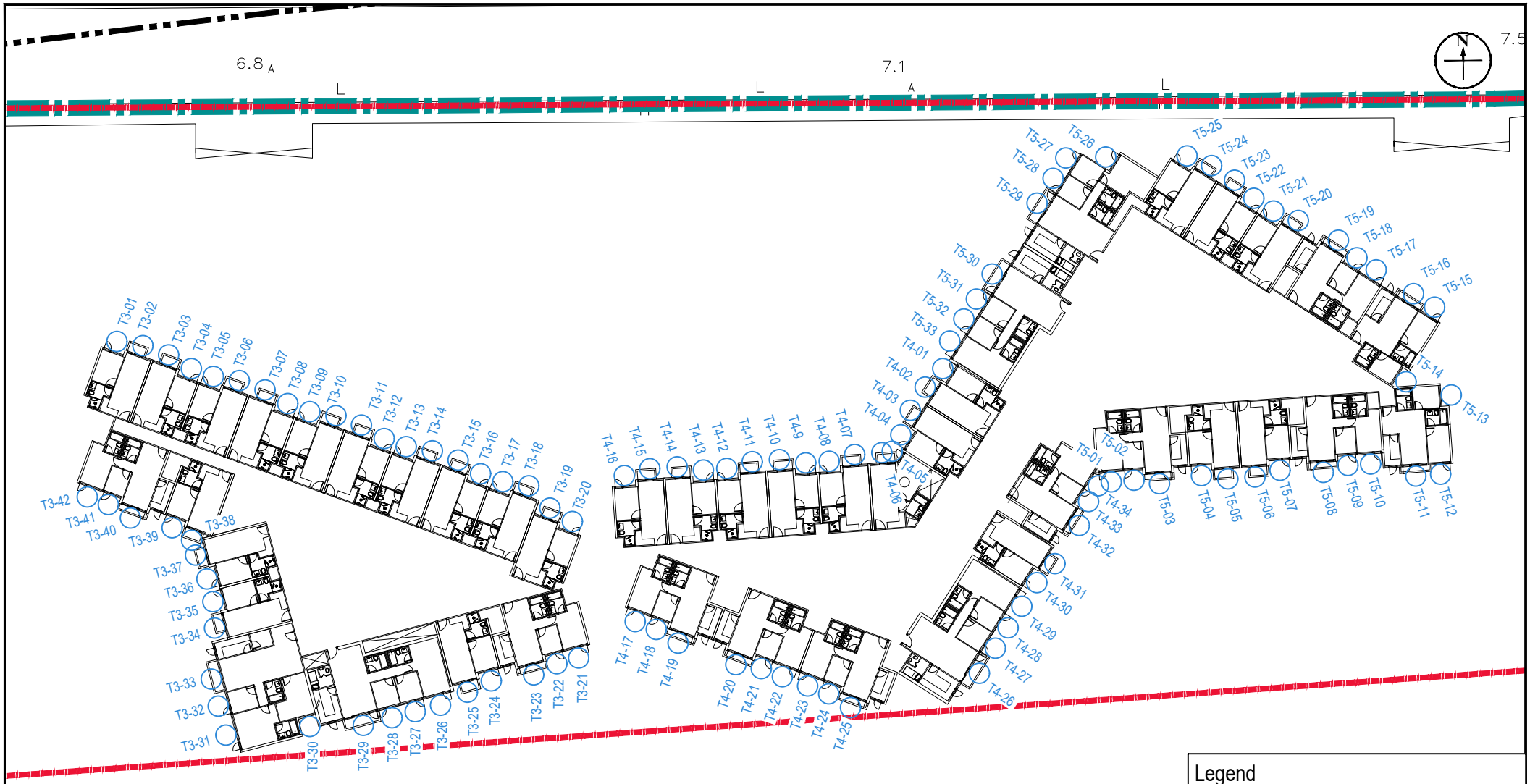

Legend

- Noise Sensitive Receivers
- Application Site Boundary
- Lot Boundary of KIL 11260
- Indicative Scheme Boundary

Remark: For indicative purpose only. Notional layout subject to detailed design.
Remark: Noise Assessment Points T1-11 to T1-17 are assigned at 2/F - 24/F only.

Figure:	2.1b	RAMBOLL
Title:	Locations of Noise Sensitive Receivers for Road Traffic Noise Impact Assessment (Tower 3 - Tower 5) (Typical Floors: 1/F - 24/F)	Drawn by: GY Checked by: TW
Project:	Section 16 Planning Application for Amendments to Approved Scheme (No. A/K20/121) and Proposed Flat Use at West Kowloon Cultural District	Rev.: 1.5 Date: Apr 2025

Q:\Projects\DLNWKCD2EI00\05 Assessments\02 Noise\02 Traffic\20250108\20250108_TNIA.dwg

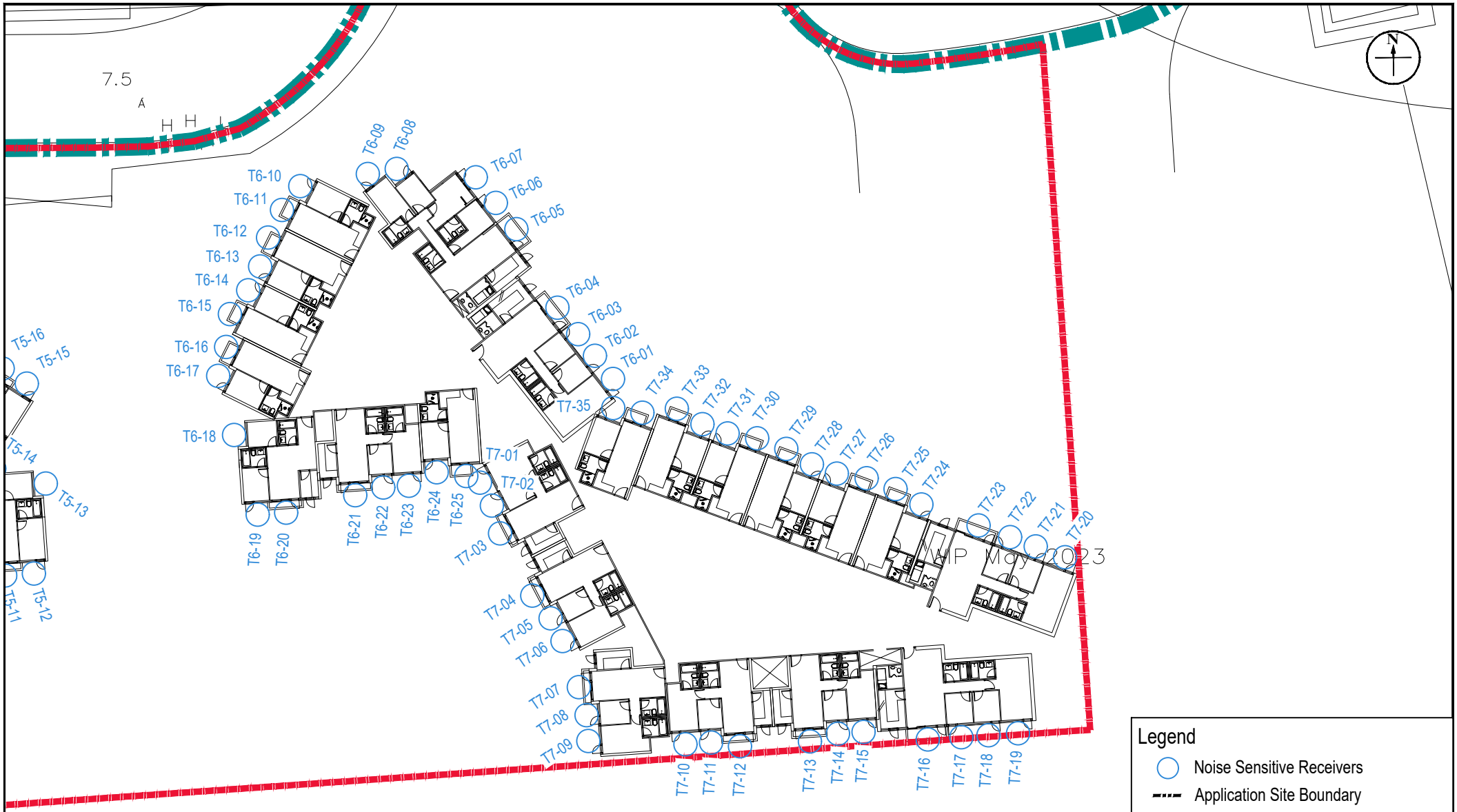

Remark: For indicative purpose only. Notional layout subject to detailed design.
Remark: Noise Assessment Points T1-11 to T1-17 are assigned at 2/F - 24/F only.

Legend
- Noise Sensitive Receivers
- Application Site Boundary
- Lot Boundary of KIL 11260
- Indicative Scheme Boundary

Figure:	2.1c	RAMBOLL
Title:	Locations of Noise Sensitive Receivers for Road Traffic Noise Impact Assessment (Tower 6 - Tower 7) (Typical Floors: 1/F - 24/F)	Drawn by: GY Checked by: TW
Project:	Section 16 Planning Application for Amendments to Approved Scheme (No. A/K20/121) and Proposed Flat Use at West Kowloon Cultural District	Rev.: 1.5 Date: Apr 2025

Q:\Projects\DLNWKCD2EI00\05 Assessments\02 Noise\02 Traffic\20250108\20250108_TNIA.dwg

Legend

- Noise Sensitive Receivers
- Application Site Boundary
- Lot Boundary of KIL 11260
- Indicative Scheme Boundary
- Boundary for Footbridge to OU(MU)2
- Acoustic Window (Baffle Type)
- Enhanced Acoustic Balcony (Baffle Type)

Remark: For indicative purpose only. Notional layout subject to detailed design.

Remark: Noise Assessment Points T1-11 to T1-17 are assigned at 2/F - 24/F only.

Figure:	2.2	RAMBOLL
Title:	Locations of Noise Mitigation Measures for Road Traffic Noise Impact Assessment (Typical Floors: 1/F - 24/F)	Drawn by: GY Checked by: TW
Project:	Section 16 Planning Application for Amendments to Approved Scheme (No. A/K20/121) and Proposed Flat Use at West Kowloon Cultural District	Rev.: 1.5 Date: Apr 2025

\\aphkfps3\Drive Q\Projects\DLNWKCD2EI00\05 Assessments\02 Noise\02 Traffic\20250108\20250108_TNIA_20250411.dwg

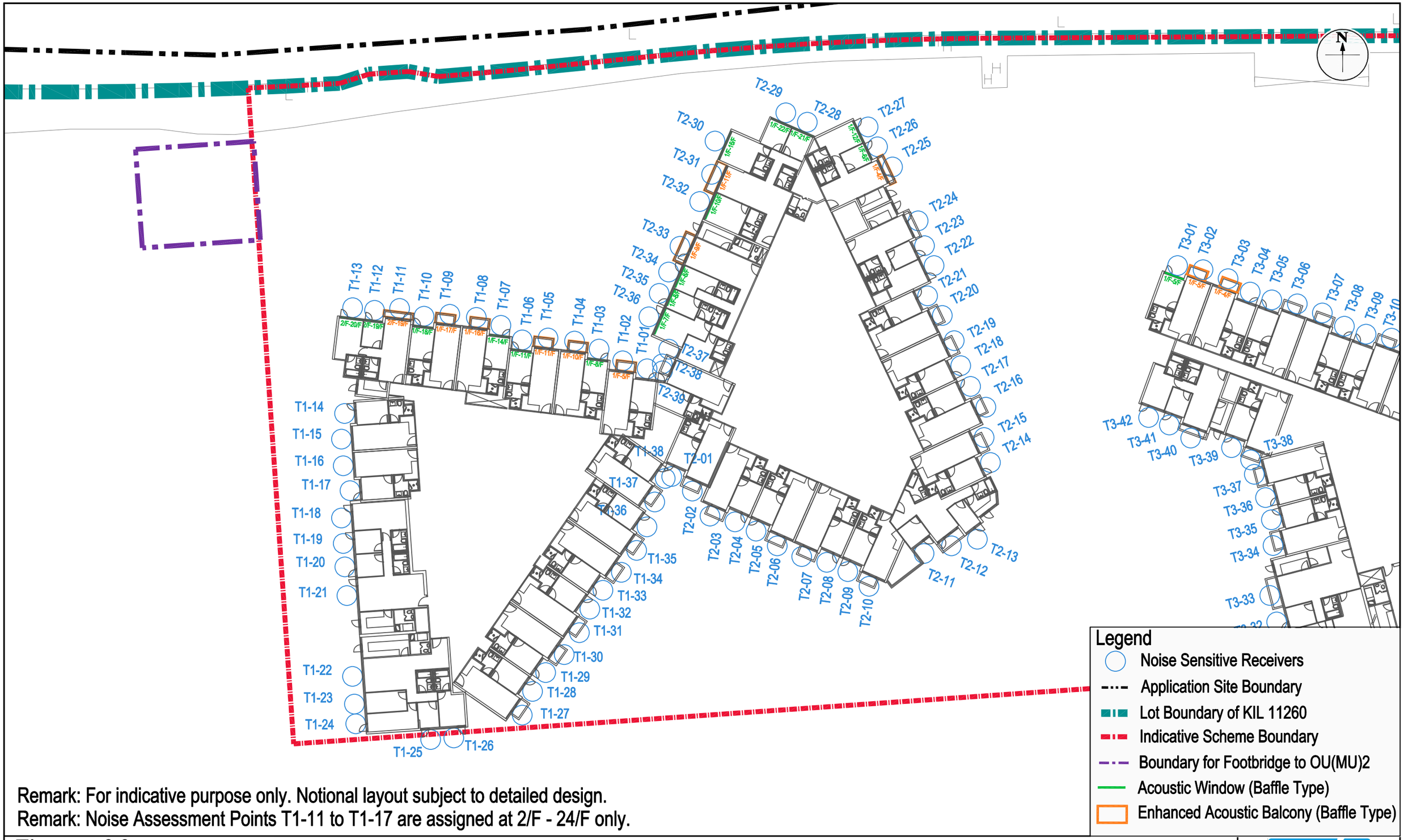

Remark: For indicative purpose only. Notional layout subject to detailed design.
Remark: Noise Assessment Points T1-11 to T1-17 are assigned at 2/F - 24/F only.

Figure:	2.2a	RAMBOLL
Title:	Locations of Noise Mitigation Measures for Road Traffic Noise Impact Assessment (Tower 1 - Tower 2) (Typical Floors: 1/F - 24/F)	Drawn by: GY Checked by: TW
Project:	Section 16 Planning Application for Amendments to Approved Scheme (No. A/K20/121) and Proposed Flat Use at West Kowloon Cultural District	Rev.: 1.5 Date: Apr 2025

\\aphkfps3\Drive Q\Projects\DLNWKCD2EI00\05 Assessments\02 Noise\02 Traffic\20250108\20250108_TNIA_20250411.dwg

Remark: For indicative purpose only. Notional layout subject to detailed design.
Remark: Noise Assessment Points T1-11 to T1-17 are assigned at 2/F - 24/F only.

Legend

- Noise Sensitive Receivers
- Application Site Boundary
- Lot Boundary of KIL 11260
- Indicative Scheme Boundary
- Acoustic Window (Baffle Type)
- Enhanced Acoustic Balcony (Baffle Type)

Figure:	2.2b	RAMBOLL
Title:	Locations of Noise Mitigation Measures for Road Traffic Noise Impact Assessment (Tower 3 - Tower 5) (Typical Floors: 1/F - 24/F)	Drawn by: GY Checked by: TW
Project:	Section 16 Planning Application for Amendments to Approved Scheme (No. A/K20/121) and Proposed Flat Use at West Kowloon Cultural District	Rev.: 1.5 Date: Apr 2025

Q:\Projects\DLNWKCD2EI00\05 Assessments\02 Noise\02 Traffic\20250108\20250108_TNIA.dwg

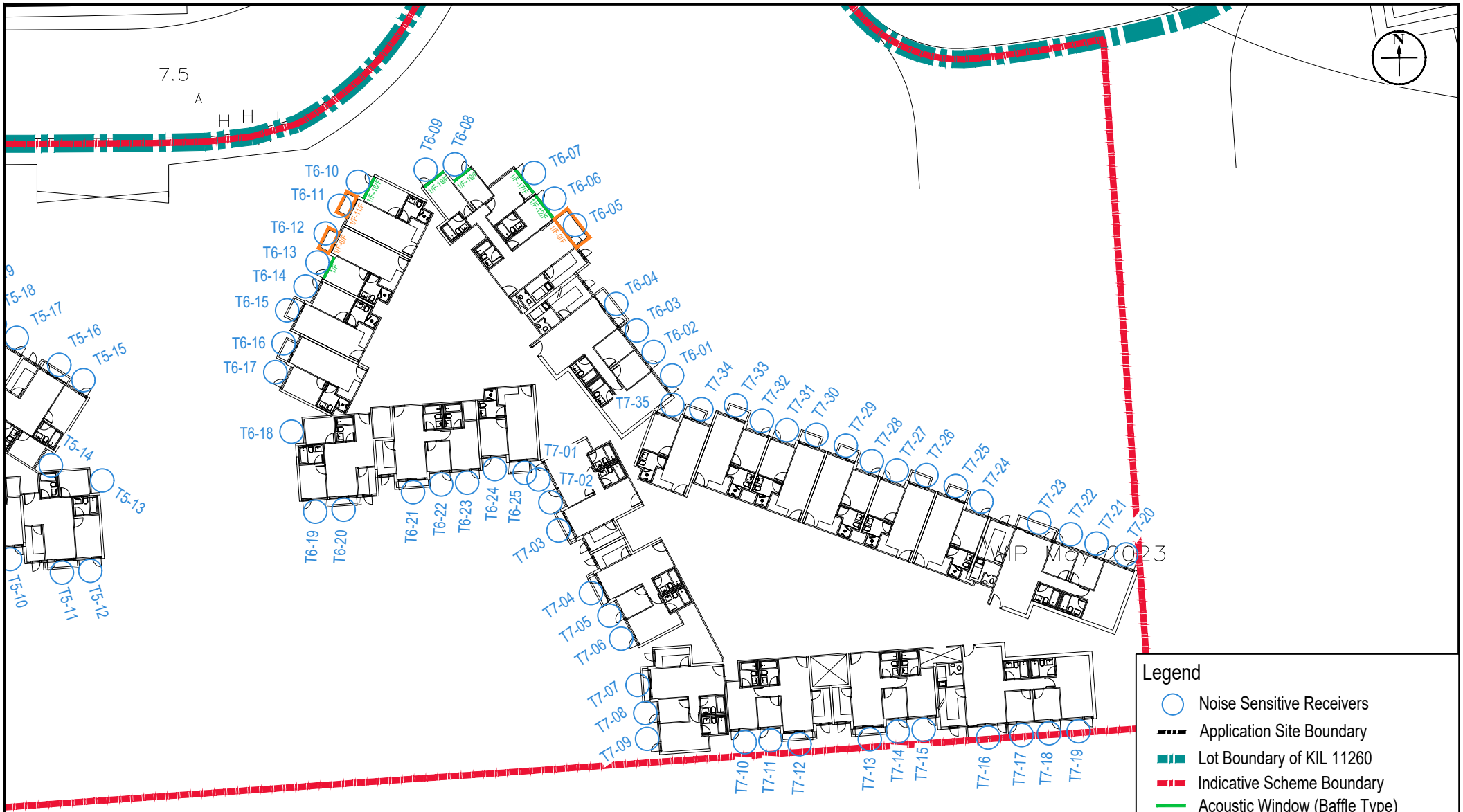

Legend

- Noise Sensitive Receivers
- Application Site Boundary
- Lot Boundary of KIL 11260
- Indicative Scheme Boundary
- Acoustic Window (Baffle Type)
- Enhanced Acoustic Balcony (Baffle Type)

Remark: For indicative purpose only. Notional layout subject to detailed design.
Remark: Noise Assessment Points T1-11 to T1-17 are assigned at 2/F - 24/F only.

Figure:	2.2c	RAMBOLL
Title:	Locations of Noise Mitigation Measures for Road Traffic Noise Impact Assessment (Tower 6 - Tower 7) (Typical Floors: 1/F - 24/F)	Drawn by: GY Checked by: TW
Project:	Section 16 Planning Application for Amendments to Approved Scheme (No. A/K20/121) and Proposed Flat Use at West Kowloon Cultural District	Rev.: 1.5 Date: Apr 2025

Q:\Projects\DLNWKCD2EI00\05 Assessments\02 Noise\02 Traffic\20250108\20250108_TNIA.dwg

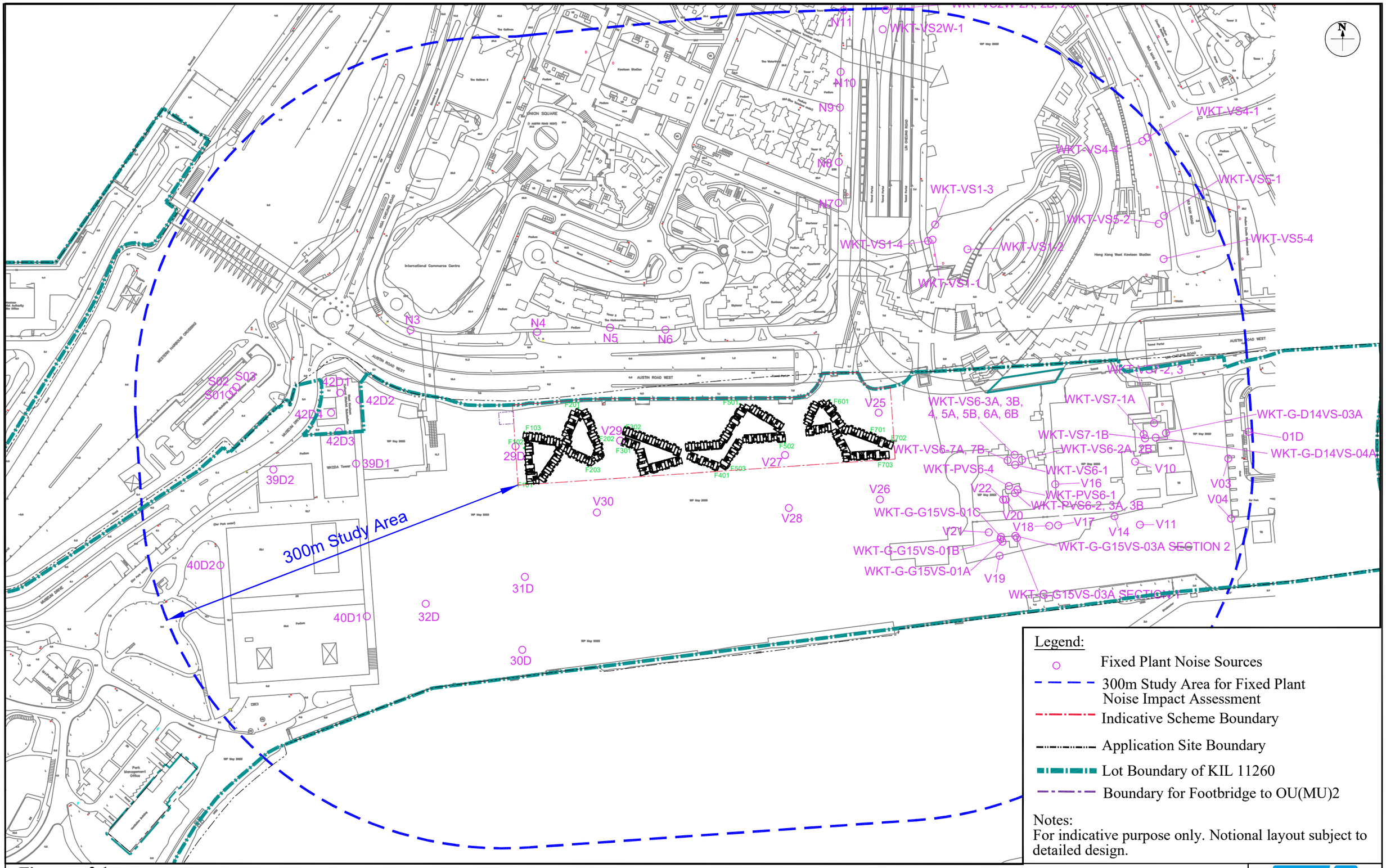

Figure: 3.1	RAMBOLL
Title: Locations of the identified Fixed Plant Noise Sources within the 300m Study Area	Drawn by: GY Checked by: TW
Project: Section 16 Planning Application for Amendments to Approved Scheme (No. A/K20/121) and Proposed Flat Use at West Kowloon Cultural District	Rev.: 1.5 Date: Apr 2025

\\aphkfps3\Drive Q\Projects\DLNWKCD2EI00\05 Assessments\02 Noise\01 Industrial\FNIA_DLN_17 Jan25_20250411.dwg

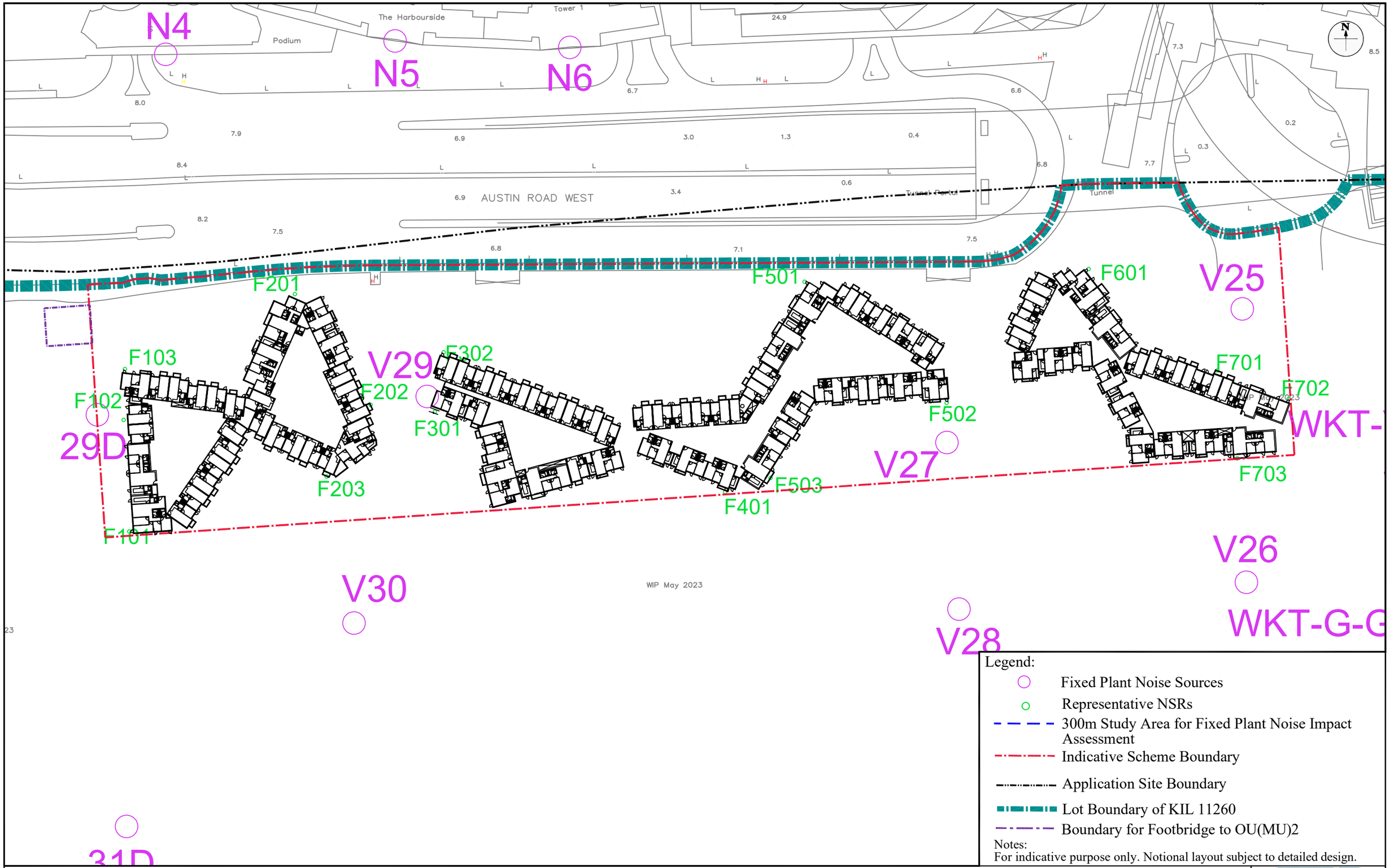

Legend:

- Fixed Plant Noise Sources
- Representative NSRs
- 300m Study Area for Fixed Plant Noise Impact Assessment
- Indicative Scheme Boundary
- Application Site Boundary
- Lot Boundary of KIL 11260
- Boundary for Footbridge to OU(MU)2

Notes:
For indicative purpose only. Notional layout subject to detailed design.

Figure: 3.2	RAMBOLL
Title: Locations of Representative Noise Sensitive Receivers for Fixed Plant Noise Impact Assessment	Drawn by: GY
	Checked by: TW
Project: Section 16 Planning Application for Amendments to Approved Scheme (No. A/K20/121) and Proposed Flat Use at West Kowloon Cultural District	Rev.: 1.5
	Date: Apr 2025

\\aphkfps3\Drive Q\Projects\DLNWKCD2EI00\05 Assessments\02 Noise\01 Industrial\FNIA_DLN_17 Jan25_20250411.dwg

Appendix 1-1 Layout and Indicative Floor Plans of the Indicative Scheme

For indicative purpose only. Notional layout subject to detailed design.

Residential Tower	Green Roof	Lawn	N	Application Site Boundary
Hard Paving	Greenery	Hard Paved Roof		Lot Boundary of KIL 11260
Canopy	Outdoor Terrace	Tree Planting		Indicative Scheme Boundary
Children's Play Area	Swimming Pool			Boundary for Footbridge to OU(MU)2

Section 16 Planning Application for Amendments to Approved Scheme (No. A/K20/121) and Proposed Flat Use at West Kowloon Cultural District

Indicative Master Layout Plan

SCALE	AS SHOWN	DATE	FEB 2025
CHECKED		DRAWN	
FIGURE NO.	Figure 1.1	REV	-

westK 西九文化區

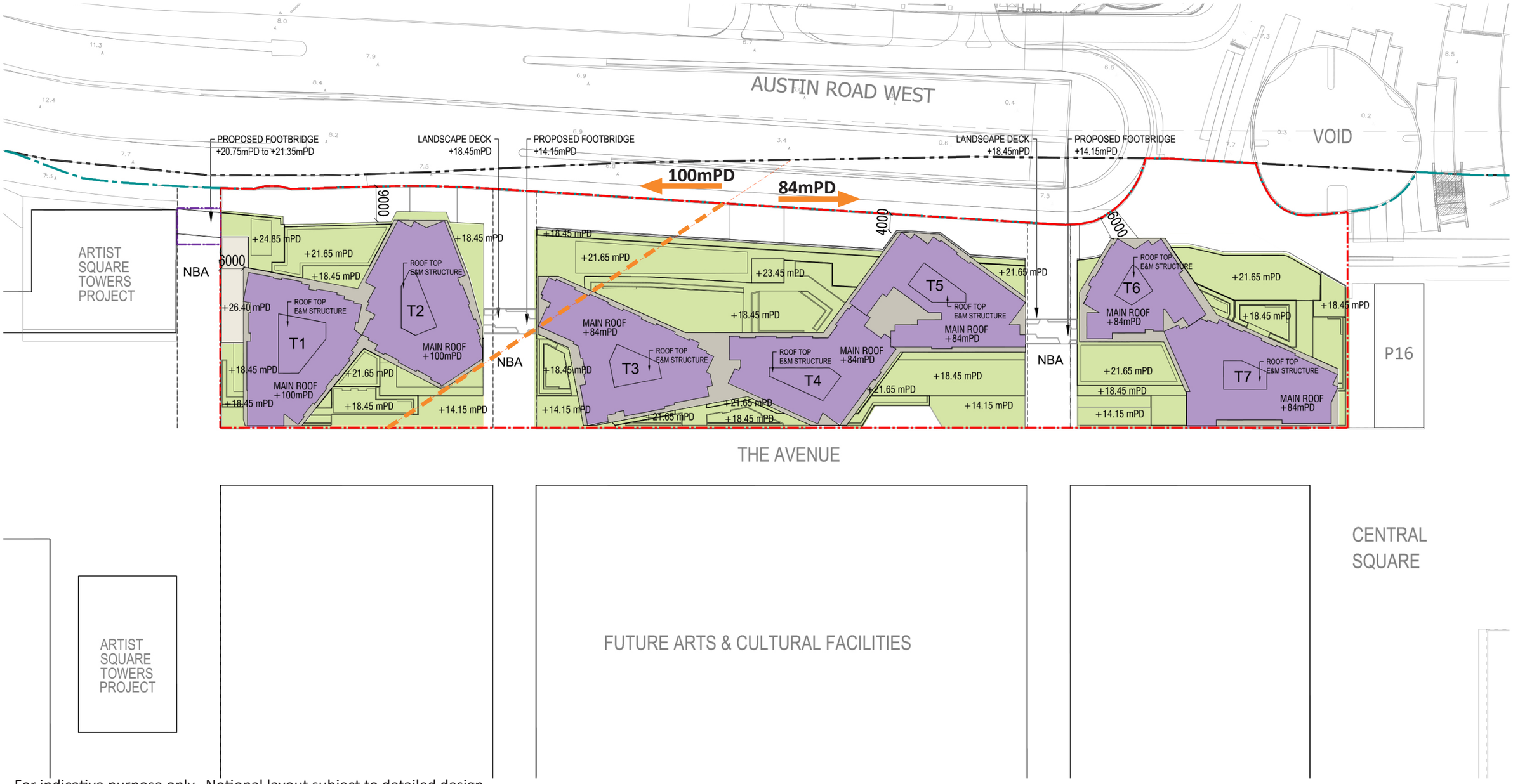

For indicative purpose only. Notional layout subject to detailed design.

Residential Tower
Podium Area
Transfer Plate

Building Height Restriction Line
T1 & T2 : 100mPD
T3 – T7 : 84mPD

N

Application Site Boundary
Lot Boundary of KIL 11260
Indicative Scheme Boundary
Boundary for Footbridge to OU(MU)2

Section 16 Planning Application for Amendments to Approved Scheme (No. A/K20/121) and Proposed Flat Use at West Kowloon Cultural District

Indicative Block Plan

SCALE	AS SHOWN	DATE	FEB 2025
CHECKED		DRAWN	
FIGURE NO.	Figure 1.2		REV -

westK 西九文化區

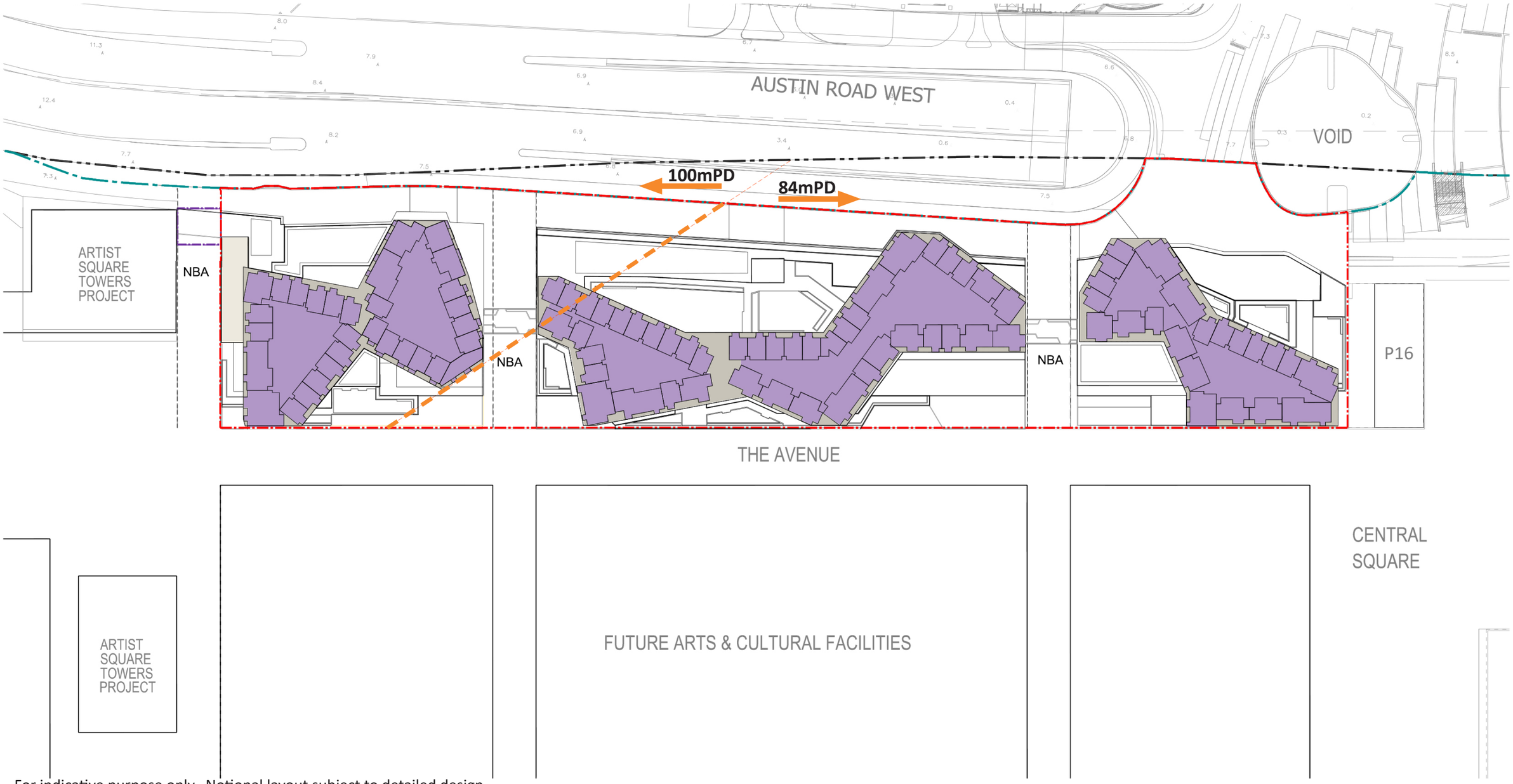

For indicative purpose only. Notional layout subject to detailed design.

Residential Tower

Transfer Plate

Building Height Restriction Line
T1 & T2 : 100mPD
T3 – T7 : 84mPD

N

Application Site Boundary

Lot Boundary of KIL 11260

Indicative Scheme Boundary

Boundary for Footbridge to OU(MU)2

Section 16 Planning Application for Amendments to Approved Scheme (No. A/K20/121) and Proposed Flat Use at West Kowloon Cultural District

Indicative Typical Floor Plan

SCALE	AS SHOWN	DATE	FEB 2025
CHECKED		DRAWN	
FIGURE NO.	Figure 1.3		REV -

westK 西九文化區

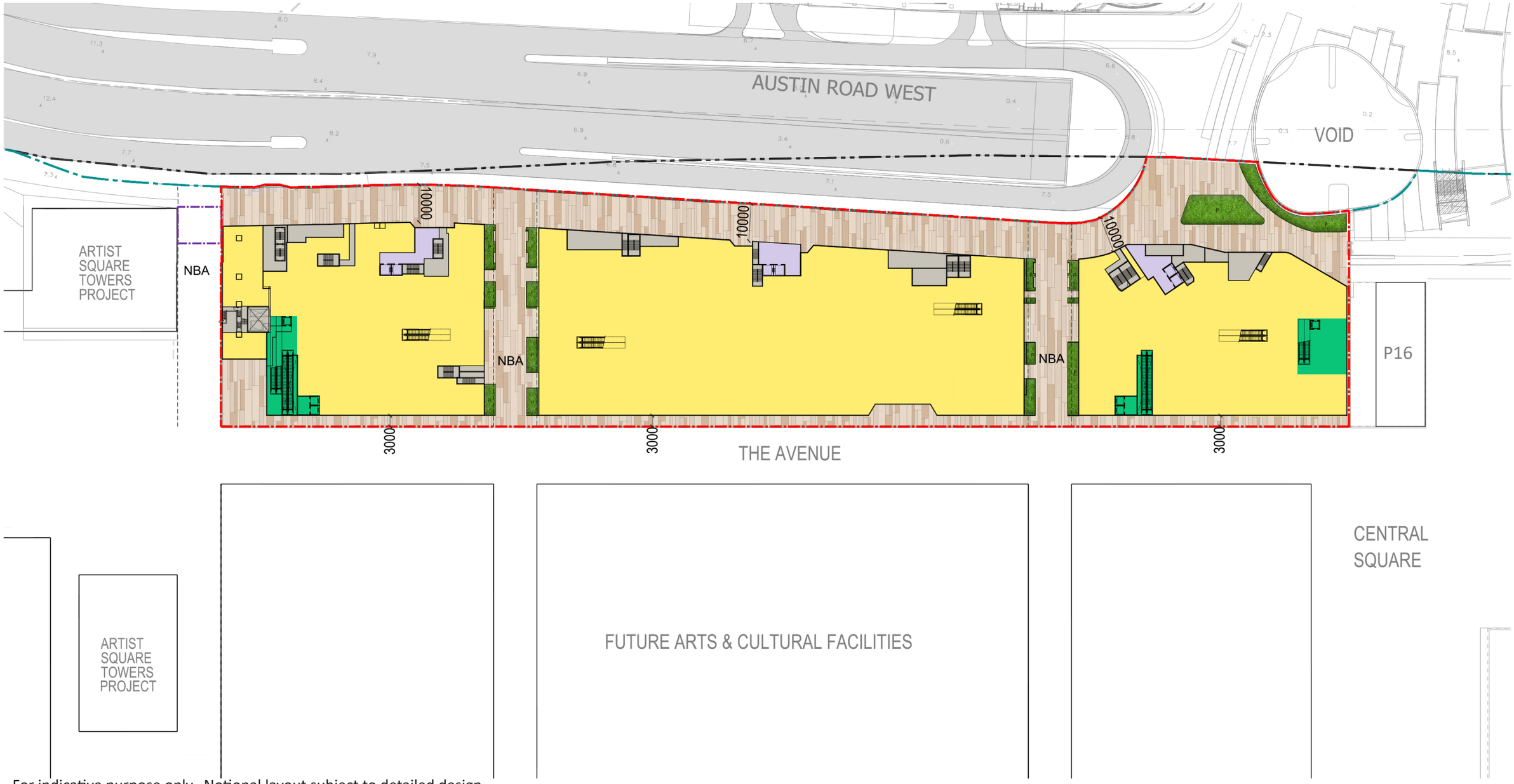

For indicative purpose only. Notional layout subject to detailed design.

- Hard Paving
- Communal Lobby / Area
- Residential Lobby
- BOH / E&M
- RDE
- Greenery

N

- Application Site Boundary
- Lot Boundary of KIL 11260
- Indicative Scheme Boundary
- Boundary for Footbridge to OU(MU)2

Section 16 Planning Application for Amendments to Approved Scheme (No. A/K20/121) and Proposed Flat Use at West Kowloon Cultural District

Indicative Ground Floor Plan

SCALE	AS SHOWN	DATE	FEB 2025
CHECKED		DRAWN	
FIGURE NO.	Figure 1.4		REV -

westK 西九文化區

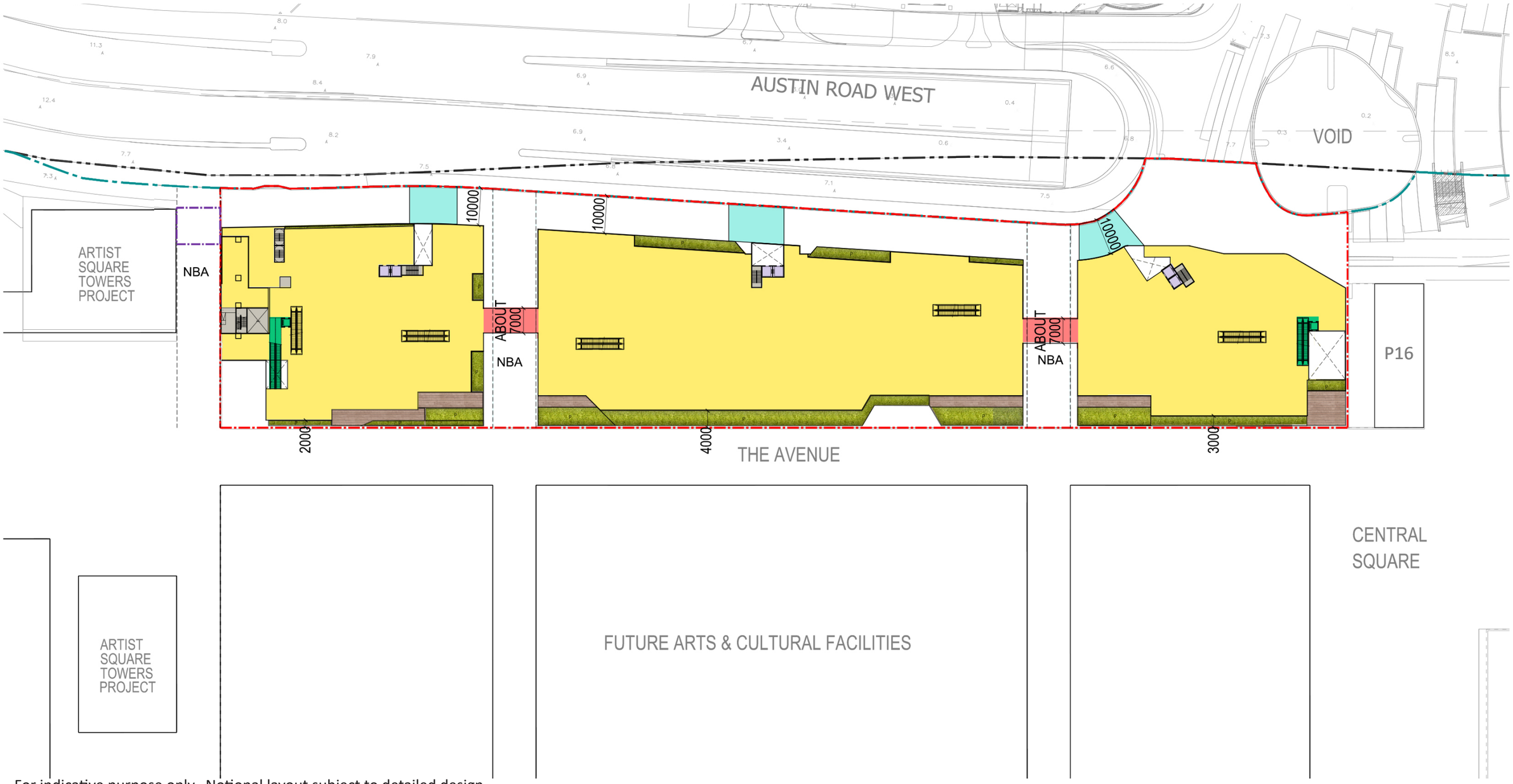

For indicative purpose only. Notional layout subject to detailed design.

- Canopy
- BOH / E&M
- Communal Lobby / Area
- Residential Lift
- Public All-Weather / Universal Accessible Footbridges
- RDE
- Greenery
- Outdoor Terrace

N

- Application Site Boundary
- Lot Boundary of KIL 11260
- Indicative Scheme Boundary
- Boundary for Footbridge to OU(MU)2

Section 16 Planning Application for Amendments to Approved Scheme (No. A/K20/121) and Proposed Flat Use at West Kowloon Cultural District

Indicative First Floor Plan

SCALE	AS SHOWN	DATE	FEB 2025
CHECKED		DRAWN	
FIGURE NO.	Figure 1.5		REV -

westK 西九文化區

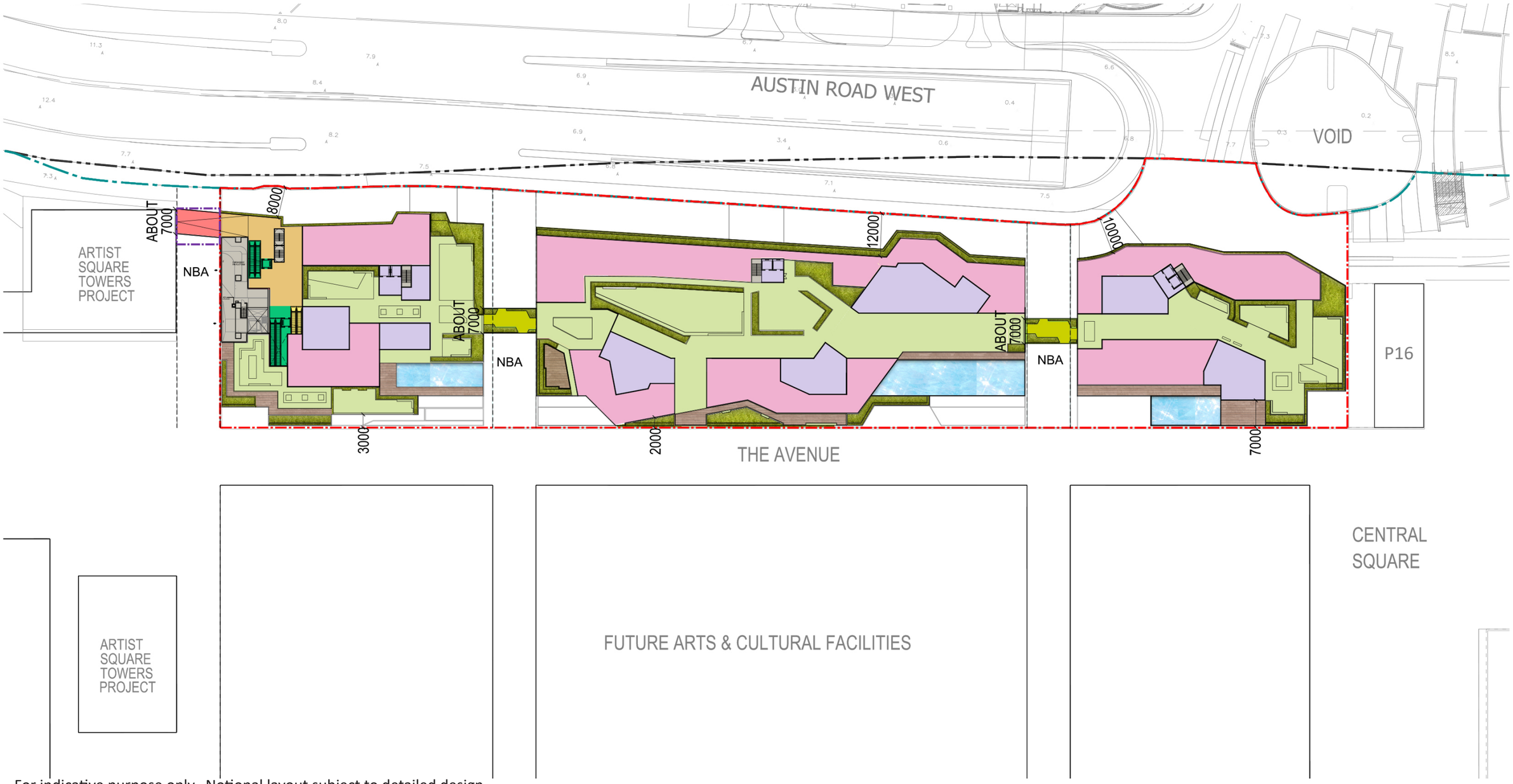

For indicative purpose only. Notional layout subject to detailed design.

- Private Open Space
- Residential Amenity Area
- Residential Lobby
- BOH / E&M
- RDE
- Public All-Weather / Universal Accessible Footbridges
- Greenery
- Outdoor Terrace
- Swimming Pool
- Public Circulation Area
- Landscape Deck
- Communal Lobby/Area

N

- Application Site Boundary
- Lot Boundary of KIL 11260
- Indicative Scheme Boundary
- Boundary for Footbridge to OU(MU)2

Section 16 Planning Application for Amendments to Approved Scheme (No. A/K20/121) and Proposed Flat Use at West Kowloon Cultural District

Indicative Second Floor Plan

SCALE	AS SHOWN	DATE	FEB 2025
CHECKED		DRAWN	
FIGURE NO.	Figure 1.6		REV -

westK 西九文化區

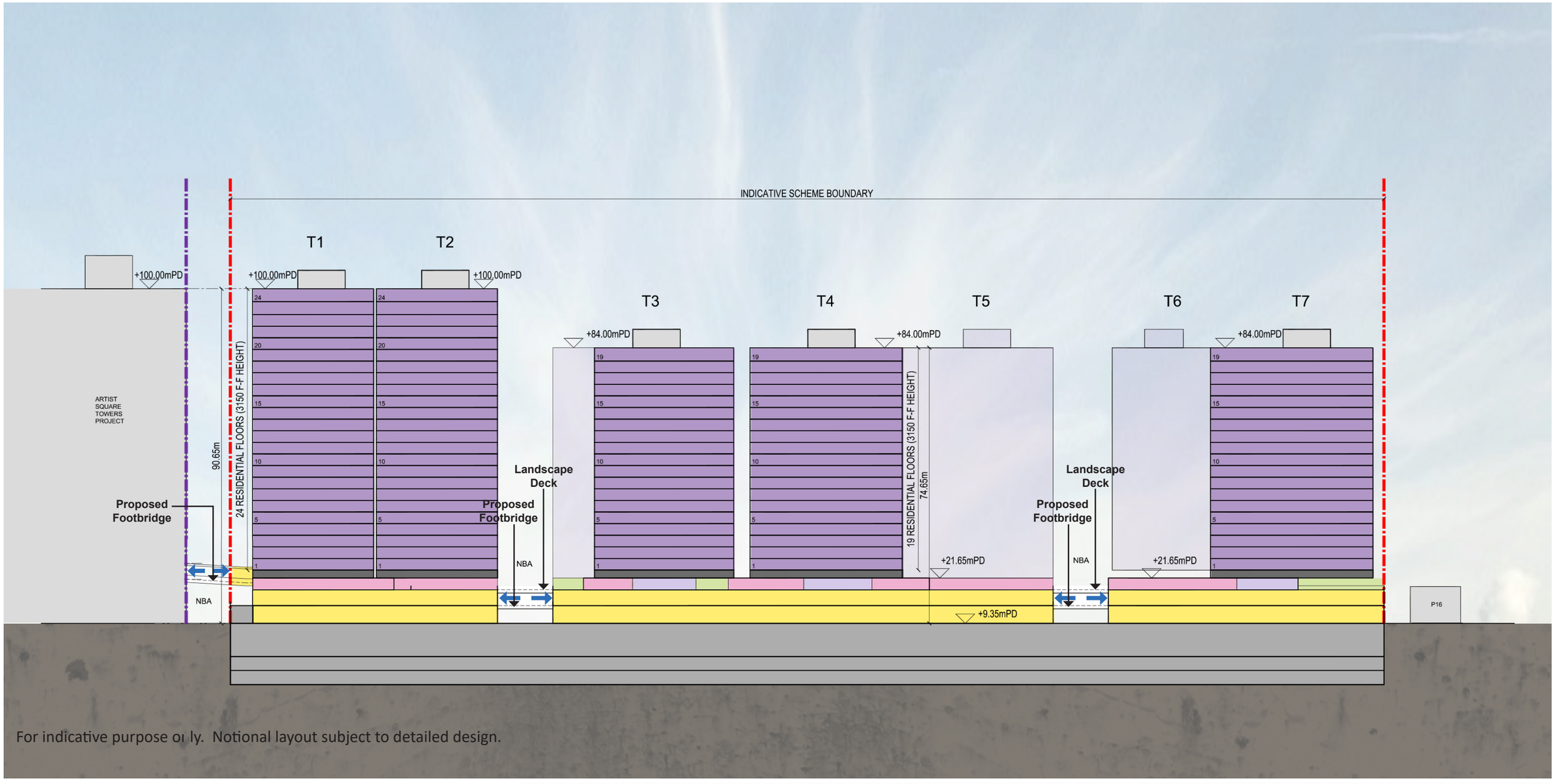

For indicative purpose o ly. Notional layout subject to detailed design.

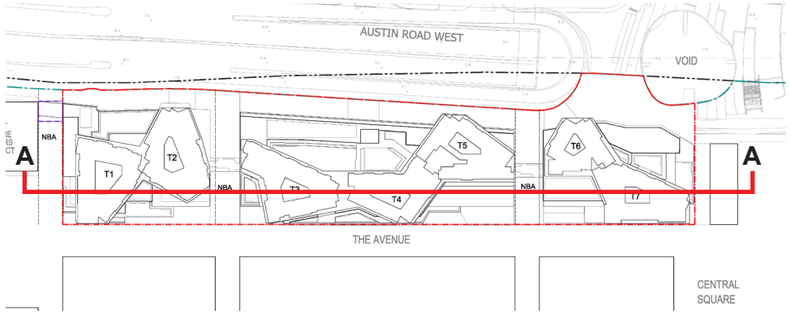

- Residential
- Residential Lobby
- E&M / Carpark
- RDE
- Residential Amenity Area
- Private Open Space
- Public All-Weather and Universal Accessible Pedestrian Footbridge
- Indicative Scheme Boundary
- Boundary for Footbridge to OU(MU)2

Section 16 Planning Application for Amendments to Approved Scheme (No. A/K20/121) and Proposed Flat Use at West Kowloon Cultural District

Indicative Longitudinal Section (West to East) Section A - A

SCALE	AS SHOWN	DATE	FEB 2025
CHECKED		DRAWN	
FIGURE NO.	Figure 2.1		REV -

westK 西九文化區

Appendix 1-2 Detailed Calculation for Open Air Entertainment Activities Noise

Predicted Open Air Entertainment Activity Noise during Daytime and Evening Time

NA01 Daytime Noise Criteria: 65 dB(A) * Evening Time Noise Criteria: 62 dB(A) *

Sources ID	Location	Calculated SWL ^, dB(A)	Distance between open air entertainment noise source and NSR within WKCD (m)	Distance Attenuation, dB(A)	Tonality Correction, dB(A)	#Screening Correction, dB(A)	Façade Correction, dB(A)	Corrected Noise Level, dB(A)
S1	Wonderland	126.2	446	-61.0	0.0	-10	3	58.2
S2	Art Park	126.2	522	-62.4	0.0	-10	3	56.8
							Total	61

NA02 Daytime Noise Criteria: 65 dB(A) * Evening Time Noise Criteria: 62 dB(A) *

Sources ID	Location	Calculated SWL ^, dB(A)	Distance between open air entertainment noise source and NSR within WKCD (m)	Distance Attenuation dB(A)	Tonality Correction dB(A)	#Screening Correction dB(A)	Façade Correction, dB(A)	Corrected Noise Level, dB(A)
S1	Wonderland	126.2	462	-61.3	0.0	-10	3	57.9
S2	Art Park	126.2	504	-62.0	0.0	-10	3	57.2
							Total	61

Note:

(*) The noise criteria is made reference to the WKCD EIA report (AEIAR-178/2013).

(^) The calculated Sound Power Level (SWL) of open air entertainment activity (i.e. musical event) is made reference to WKCD EIA report (AEIAR-178/2013), which was calculated by on-site measurement results of similar performance events.

(#) While the NSR with no direct line of sight to the source/opening, a 5 dB(A) attenuation would be applied.
While the NSR with no direct line of sight to the source/opening which locates on the other side of the building or completely blocked by other building(s), a 10 dB(A) attenuation would be applied.

Appendix 2-1 Year 2045 Traffic Forecast

Appendix A

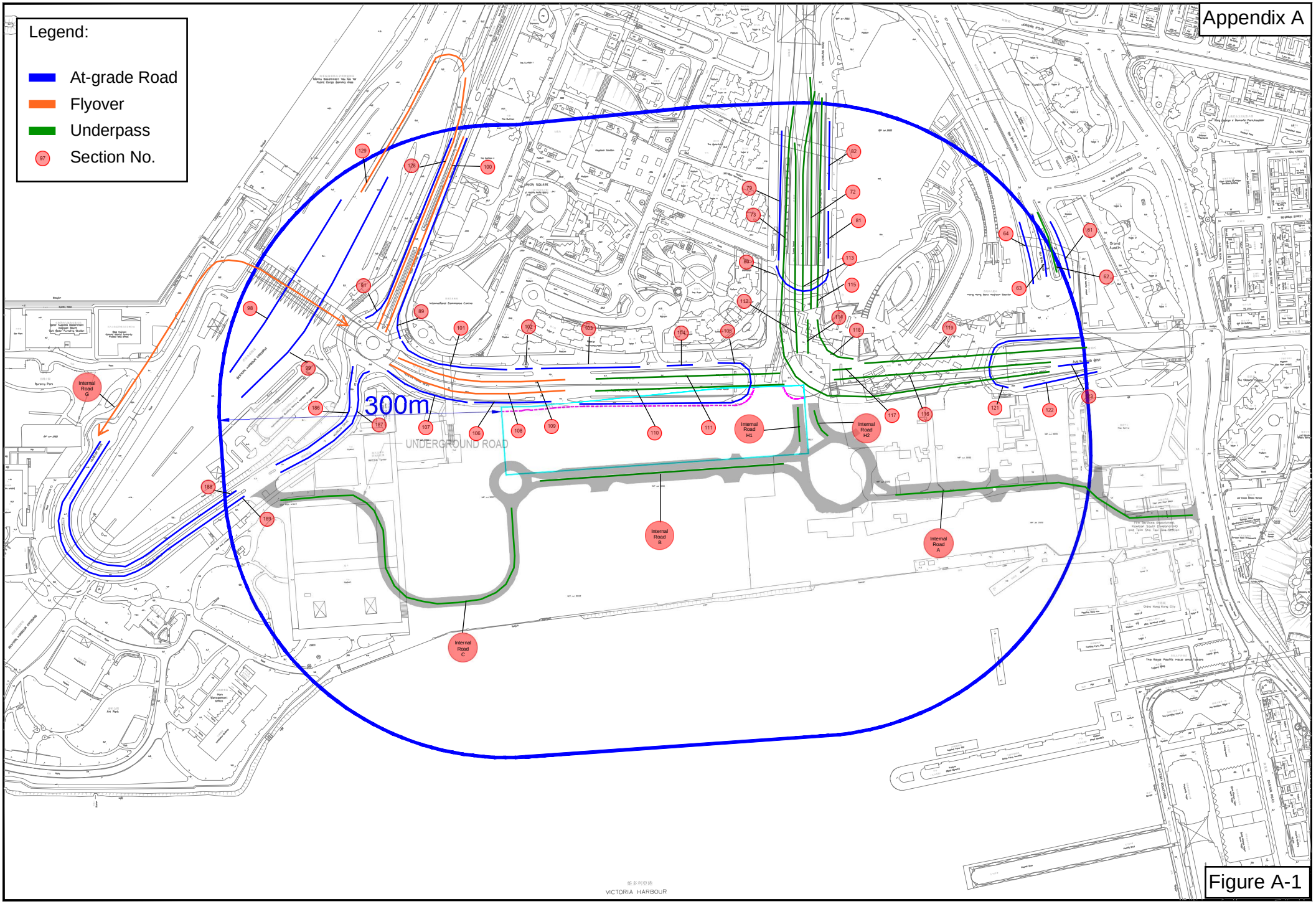

Figure A-1

Year 2047 - Traffic Flows and Breakdown by 2 Vehicle Classes

Link No.	Speed Limit	Total Vehicle	Total Vehicle	HV%	HV%
	km/hr	AM	PM	AM	PM
16	50	994	1090	15.7%	10.0%
17	50	253	534	18.7%	13.1%
18	50	2540	2519	17.4%	13.1%
19	50	1283	1652	17.4%	13.1%
20	50	1675	1807	17.6%	13.1%
21	50	823	1016	15.4%	12.2%
22	50	1020	934	15.8%	12.0%
44	50	853	1244	26.5%	24.2%
45	50	1172	1146	26.8%	24.4%
51	50	1432	846	21.7%	18.4%
52	50	1221	1416	21.4%	17.3%
55	50	714	1172	26.1%	23.2%
56	50	851	869	26.9%	24.5%
57	50	1316	1052	18.0%	13.2%
58	50	1312	1882	17.5%	12.3%
59	50	1124	991	19.0%	14.5%
60	50	625	619	19.3%	15.3%
61	50	283	252	38.9%	42.5%
62	50	174	169	6.2%	4.1%
63	50	354	318	52.2%	63.9%
64	50	5	11	6.2%	4.1%
65	50	786	649	16.5%	15.0%
66	50	1038	829	16.4%	14.6%
67	50	1290	1266	16.1%	14.2%
68	50	943	1035	16.6%	15.4%
69	50	1396	1333	26.8%	24.6%
70	50	1320	1695	26.8%	22.8%
71	50	2430	2156	16.2%	14.9%
72	50	239	424	16.9%	13.2%
73	50	468	665	16.5%	15.0%
74	50	1435	1576	16.3%	13.9%
75	50	1395	1204	26.8%	24.3%
76	50	1504	1628	27.1%	25.5%
77	50	1845	1865	16.4%	14.3%
78	50	1848	1867	16.3%	14.2%
79	50	453	255	16.3%	14.8%
80	50	470	261	15.6%	14.0%
81	50	473	261	14.5%	14.0%
82	50	471	261	14.8%	14.0%
83	50	2583	2328	16.5%	13.8%
84	50	2586	2331	16.6%	13.6%
86	50	643	194	27.6%	22.8%
87	50	863	1091	26.2%	21.8%
88	50	632	441	27.4%	25.3%
89	50	500	633	16.1%	13.4%
90	50	1123	1174	8.6%	7.3%
91	50	295	321	16.5%	14.7%
92	50	29	51	100.0%	80.0%
93	50	1538	1210	10.2%	7.0%
94	80	4466	4026	20.4%	17.7%
95	80	3918	4630	20.2%	17.5%
96	50	328	349	36.7%	27.4%
97	50	418	650	16.6%	13.6%
98	80	4295	5230	20.3%	17.5%

99	80	4519	4147	20.3%	17.5%
100	50	1093	1178	9.6%	7.7%
101	50	418	424	13.7%	11.2%
102	50	415	423	13.6%	11.1%
103	50	427	425	12.7%	11.8%
104	50	340	346	12.4%	10.9%
105	50	331	342	12.0%	12.2%
106	50	332	525	13.2%	11.8%
107	50	332	525	13.2%	11.8%
108	50	1239	879	9.7%	7.8%
109	50	1037	1160	9.9%	7.8%
110	50	1180	1022	13.3%	10.9%
111	50	1093	1176	13.0%	11.4%
112	50	916	945	16.3%	13.6%
113	50	1493	1666	15.5%	7.1%
114	50	1499	1655	15.4%	7.4%
115	50	725	607	15.5%	16.2%
116	50	687	809	12.7%	10.7%
117	50	864	1003	14.2%	9.5%
118	50	765	816	16.7%	15.2%
119	50	1674	1858	13.6%	11.0%
120	50	1863	2061	13.6%	10.7%
121	50	199	220	12.7%	8.8%
122	50	199	220	12.7%	8.8%
123	50	1184	1504	12.8%	11.3%
124	50	1374	1677	12.9%	11.4%
125	50	1299	1813	17.3%	13.1%
126	50	798	598	17.4%	13.3%
127	50	695	1156	16.5%	14.4%
128	50	1586	1408	10.3%	7.4%
129	50	105	174	12.2%	9.3%
186	50	160	151	15.1%	13.5%
187	50	283	568	14.2%	12.9%
152	50	1566	1396	18.3%	16.1%
153	50	894	794	20.2%	15.1%
154	50	1081	1181	20.9%	16.2%
155	50	428	449	19.8%	16.5%
A	50	293	549	15.6%	7.1%
B	50	743	1772	15.4%	7.2%
C	50	479	851	15.6%	7.0%
G	50	143	288	6.2%	7.7%
H1	50	312	796	20.7%	15.2%
H2	50	690	1345	21.1%	8.7%
188	50	254	360	19.4%	19.3%
189	50	375	501	17.1%	16.2%

Billy Fan

From: Man Hin HO <manhinho@td.gov.hk>
Sent: Thursday, October 5, 2023 2:37 PM
To: LI, Man
Cc: Adrian Ip; 'manhinho@td.gov.hk'; Law, Man Ting Martin; Patrick Lam; peterfung@td.gov.hk
Subject: RE: WKCDA S16 for Zone 2B - Discussion on Traffic Matters
Attachments: 1. 20230922 Revised S16 TIA for Zone 2B.pdf; 2. 20230922 Technical Note on Traffic Forecast for Environmental Impact Assessment.pdf

Dear Man,

For the S16 TIA, please be advised that we have no comment from traffic engineering point of view given that a comprehensive TIA for entire WKCD development would be carried out at later stage.

For the traffic forecast of EIA, we have no comment on the methodology for traffic forecast given that the traffic data and planning parameters for the entire WKCD development are most updated.

Regards,
Ivan HO
EK/PW2,TEK,TD
Tel: 2399 2506

From: "LI, Man" <Man.LI@aecom.com>
To: "'manhinho@td.gov.hk'" <manhinho@td.gov.hk>
Cc: "peterfung@td.gov.hk" <peterfung@td.gov.hk>, Patrick Lam <patrick.lam@wkcda.hk>, Adrian Ip <adrian.ip@wkcda.hk>, "Law, Man Ting Martin" <martin.law@aecom.com>
Date: 22/09/2023 16:52
Subject: RE: WKCDA S16 for Zone 2B - Discussion on Traffic Matters

---

Dear Ivan,

Further to our discussion regarding the S16 TIA report in early Sep and your previous comment mentioned in your email dated 31 Mar 2023 below, the TIA report has been revised based on your given comments and the latest development parameters. Please find attached TIA report for your advance review and comment.

In addition, as discussed before, we would like to seek your approval on the traffic forecast for environmental impact assessment. Please find the attached file for your review and approval.

Files include:
1. 20230922 Revised S16 TIA for Zone 2B
2. 20230922 Technical Note on Traffic Forecast for Environmental Impact Assessment

Should you have any queries, please feel to contact us.

Best regards,
Man

LI, Hon Man CEng MCIHT MHKIE
Engineer, Traffic and Transport Planning, Land Supply / Municipal, Hong Kong
D +852-3856-5420
Man.Li@aecom.com

AECOM
11/F, Grand Central Plaza, Tower 2, 138 Shatin Rural Committee Road,
Shatin, Hong Kong
T +852-3922-9000

aecom.com
Delivering a better world
LinkedIn | Twitter | Facebook | Instagram

From: Man Hin HO <manhinho@td.gov.hk>
Sent: Friday, March 31, 2023 5:02 PM
To: LI, Man <Man.LI@aecom.com>
Cc: adrian.ip@wkcda.hk; Chin Chin LAM <chinchin@masterplan.com.hk>; Eureka CHU [RLPHK] <eurekachu@rlp.asia>; Yeung, Kimmy <Kimmy.Yeung@aecom.com>; 'manhinho@td.gov.hk' <manhinho@td.gov.hk>; Law, Man Ting Martin <martin.law@aecom.com>; Patrick Lam <patrick.lam@wkcda.hk>
Subject: RE: WKCDA S16 for Zone 2B - Discussion on Traffic Matters

Dear Man,

As discussed, apart from the comparison of parking and loading/unloading spaces, please also mention in the report that there are surplus parking spaces at underground carpark to compensate the deficit if any.

Regards,
Ivan HO
EK/PW2,TEK,TD
Tel: 2399 2506

From: "LI, Man" <Man.LI@aecom.com>
To: "'manhinho@td.gov.hk'" <manhinho@td.gov.hk>
Cc: "adrian.ip@wkcda.hk" <adrian.ip@wkcda.hk>, Patrick Lam <patrick.lam@wkcda.hk>, "Eureka CHU [RLPHK]" <eurekachu@rlp.asia>, Chin Chin LAM <chinchin@masterplan.com.hk>, "Law, Man Ting Martin" <martin.law@aecom.com>, "Yeung, Kimmy" <Kimmy.Yeung@aecom.com>
Date: 17/03/2023 12:11
Subject: RE: WKCDA S16 for Zone 2B - Discussion on Traffic Matters

---

Dear Ivan,

Further to our discussion in the meeting this morning, please find attached traffic impact assessment report for Zone 2B under current S16 planning application for your review and comment.
For other information (e.g. comparison of car parking & L/UL between approved S16 TIA and current S16 TIA), we will supplement as soon as possible.

Should you have any queries, please feel free to contact us.

Thanks and regards,
Man

LI, Hon Man CEng MCIHT MHKIE
Engineer, Traffic and Transport Planning, Land Supply / Municipal, Hong Kong
D +852-3922-8253
Man.Li@aecom.com
AECOM
11/F, Grand Central Plaza, Tower 2, 138 Shatin Rural Committee Road,
Shatin, Hong Kong
T +852-3922-9000

aecom.com

Delivering a better world
LinkedIn | Twitter | Facebook | Instagram

From: Law, Man Ting Martin <martin.law@aecom.com>
Sent: Thursday, 16 March 2023 3:14 pm
To: 'manhinho@td.gov.hk' <manhinho@td.gov.hk>; Patrick Lam <patrick.lam@wkcda.hk>; adrian.ip@wkcda.hk; Eureka CHU [RLPHK] <eurekachu@rlp.asia>; Chin Chin LAM <chinchin@masterplan.com.hk>; LI, Man <Man.LI@aecom.com>
Cc: Yeung, Kimmy <Kimmy.Yeung@aecom.com>
Subject: RE: WKCDA S16 for Zone 2B - Discussion on Traffic Matters

Dear All,

Please find attached the material to be discussed in tomorrow's meeting for your advance information. Thanks.

Regards,
Martin

Martin Law CEng MCIHT MHKIE
Technical Director, Traffic and Transport Planning, Land Supply / Municipal, Hong Kong
D +852-3922-8571
martin.law@aecom.com

AECOM
11/F, Tower 2, Grand Central Plaza
138 Shatin Rural Committee Road
Shatin, New Territories, Hong Kong
T +852-3922-9000
aecom.com

Delivering a better world
LinkedIn | Twitter | Facebook | Instagram

-----Original Appointment-----
From: Law, Man Ting Martin
Sent: Tuesday, March 14, 2023 5:56 PM
To: Law, Man Ting Martin; 'manhinho@td.gov.hk'; Patrick Lam; adrian.ip@wkcda.hk; Eureka CHU [RLPHK]; Chin Chin LAM; LI, Man
Cc: Yeung, Kimmy
Subject: WKCDA S16 for Zone 2B - Discussion on Traffic Matters
When: Friday, March 17, 2023 10:00 AM-11:30 AM (UTC+08:00) Beijing, Chongqing, Hong Kong, Urumqi.
Where: Microsoft Teams Meeting

Dear All,

Please be invited to join the captioned meeting via Teams on **17 March 2023 (Friday), 10:00am**.

The proposed Agenda as follows:

Agenda

1. Project Background
2. Findings on Traffic Impact Assessment
3. Review of Adequacy of Internal Transport Facilities

Presentation materials will be sent out prior to the meeting.

Thanks.

Regards,
Martin

Martin Law CEng MCIHT MHKIE
Technical Director, Traffic and Transport Planning, Land Supply / Municipal, Hong Kong
D +852-3922-8571
martin.law@aecom.com

AECOM
11/F, Tower 2, Grand Central Plaza
138 Shatin Rural Committee Road
Shatin, New Territories, Hong Kong
T +852-3922-9000
aecom.com

Delivering a better world
LinkedIn | Twitter | Facebook | Instagram

Microsoft Teams meeting

Join on your computer, mobile app or room device
Click here to join the meeting
Meeting ID: 243 764 063 05
Passcode: EiZAMe
Download Teams | Join on the web
Join with a video conferencing device
176484854@teams.bjn.vc
Video Conference ID: 112 246 383 7
Alternate VTC instructions
Or call in (audio only)
+852 3704 2781,,17732543# Hong Kong SAR, Hong Kong
800 931 077,,17732543# Hong Kong SAR (Toll-free)
Phone Conference ID: 177 325 43#
Find a local number | Reset PIN
Learn More | Meeting options

Appendix 2-2 Low Noise Road Surfacing within 300m Assessment Area

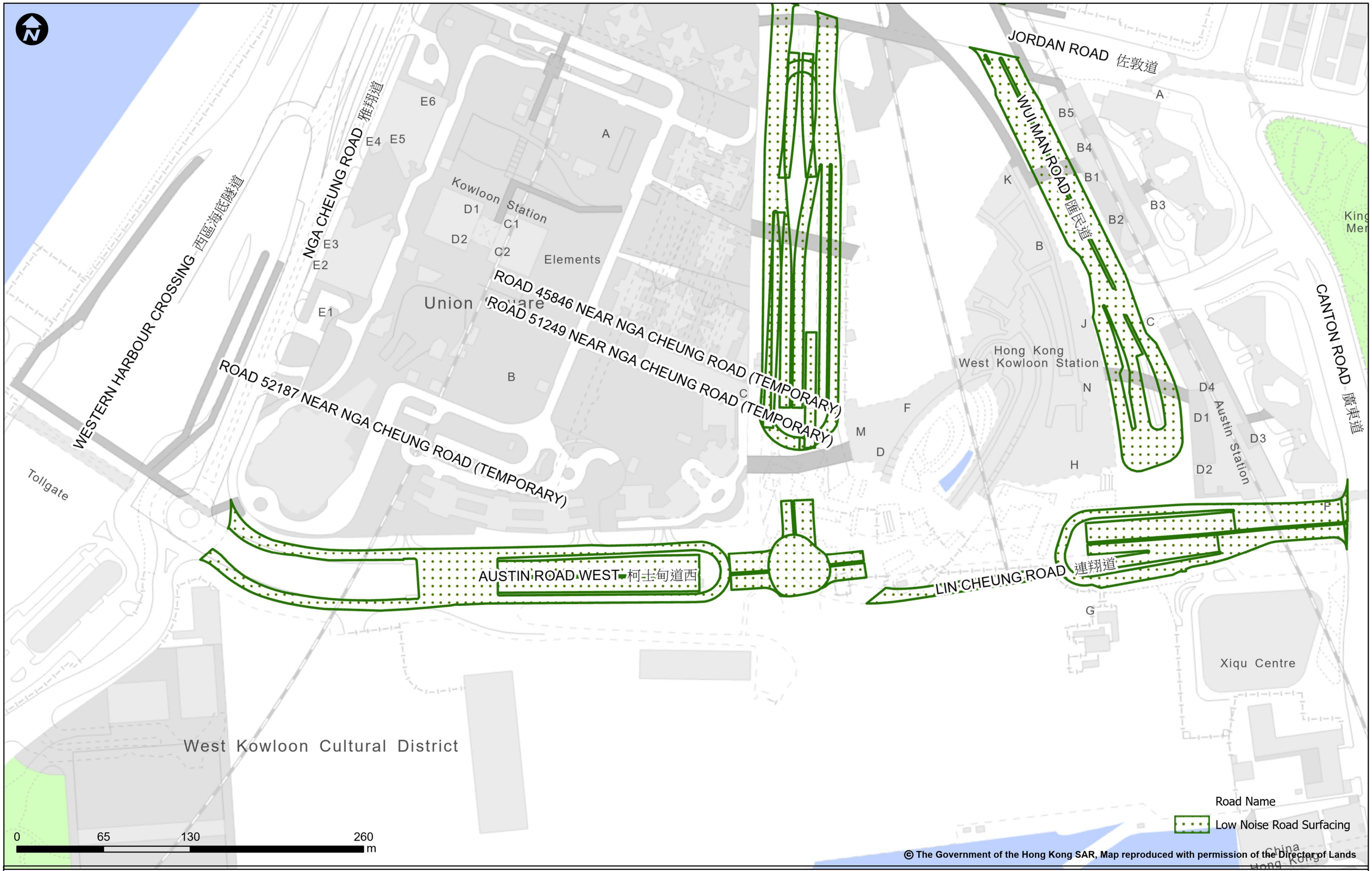

IMS WebMap

This plan is generated by the Intranet Mapping System of the Highways Department for internal use only
Date of Creation: February 15, 2023

Map Scale :1:2,500

Appendix 2-3 Results of Road Traffic Noise Impact Assessment (Base Case Scenario)

Traffic Noise Impact Assessment Results, Base Case Scenario - AM+PM

Predicted Road Traffic Noise Level (L 10 (1-hour)) at Selected Noise Sensitive Receivers

Residential Towers

Tower 1

Floor	mPD	T1-01	T1-02	T1-03	T1-04	T1-05	T1-06	T1-07	T1-08	T1-09	T1-10	T1-11	T1-12	T1-13	T1-14	T1-15	T1-16	T1-17	T1-18	T1-19	T1-20	T1-21
1/F	23.8	70	71	71	71	72	72	72	72	72	72	--	--	--	--	--	--	--	69	69	69	69
2/F	27	70	71	71	71	72	72	72	72	72	72	73	73	73	69	69	69	69	69	69	69	69
3/F	32.1	70	71	71	71	71	71	72	72	72	72	72	72	73	69	69	69	69	69	69	69	69
4/F	33.3	70	71	71	71	71	71	72	72	72	72	72	72	72	69	69	69	69	69	69	69	69
5/F	36.4	70	71	71	71	71	71	72	72	72	72	72	72	72	69	69	69	69	69	69	69	68
6/F	39.6	70	70	71	71	71	71	71	72	72	72	72	72	72	69	69	69	69	69	69	69	68
7/F	42.7	70	70	71	71	71	71	71	72	72	72	72	72	72	69	69	69	69	69	69	69	68
8/F	45.9	70	70	71	71	71	71	71	71	72	72	72	72	72	69	69	69	69	69	69	69	68
9/F	49	70	70	70	71	71	71	71	71	71	72	72	72	72	69	69	69	69	69	69	68	68
10/F	52.2	70	70	70	71	71	71	71	71	71	71	72	72	72	69	69	69	69	69	69	68	68
11/F	55.3	69	70	70	70	71	71	71	71	71	71	71	71	72	69	69	69	69	69	69	68	68
12/F	58.5	69	70	70	70	70	70	71	71	71	71	71	71	71	69	69	69	68	69	68	68	68
13/F	61.6	69	70	70	70	70	70	71	71	71	71	71	71	71	68	69	69	68	69	68	68	68
14/F	64.8	69	70	70	70	70	70	71	71	71	71	71	71	71	68	69	69	68	68	68	68	68
15/F	67.9	69	70	70	70	70	70	70	71	71	71	71	71	71	68	69	68	68	68	68	68	68
16/F	71.1	69	69	70	70	70	70	70	71	71	71	71	71	71	68	68	68	68	68	68	68	68
17/F	74.2	69	69	70	70	70	70	70	70	71	71	71	71	71	68	68	68	68	68	68	68	68
18/F	77.4	69	69	70	70	70	70	70	70	70	71	71	71	71	68	68	68	68	68	68	68	68
19/F	80.5	69	69	69	70	70	70	70	70	70	70	71	71	71	68	68	68	68	68	68	68	68
20/F	83.7	69	69	69	70	70	70	70	70	70	70	70	70	71	68	68	68	68	68	68	68	68
21/F	86.8	68	69	69	69	70	70	70	70	70	70	70	70	70	68	68	68	68	68	68	68	68
22/F	90	68	69	69	69	69	69	70	70	70	70	70	70	70	68	68	68	68	68	68	68	68
23/F	93.1	68	69	69	69	69	69	70	70	70	70	70	70	70	68	68	68	68	68	68	68	68
24/F	96.6	68	69	69	69	69	69	70	70	70	70	70	70	70	68	68	68	68	68	68	68	68
Max. Noise Level		70	71	71	71	72	72	72	72	72	72	73	73	73	69	69	69	69	69	69	69	69
No. of NSRs with exceedance		0	5	8	10	11	11	14	16	17	18	18	18	19	0	0	0	0	0	0	0	0
No. of Units with exceedance		5		10		11		16		18		19			0		0		0			
No. of Flat Units		24		24		24		24		24		23			23		23		24			

Tower 1

Floor	mPD	T1-22	T1-23	T1-24	T1-25	T1-26	T1-27	T1-28	T1-29	T1-30	T1-31	T1-32	T1-33	T1-34	T1-35	T1-36	T1-37	T1-38
1/F	23.8	68	68	68	46	46	41	41	41	41	41	41	42	42	42	42	42	42
2/F	27	68	68	68	46	46	41	41	41	41	41	41	41	42	42	42	42	42
3/F	32.1	68	68	68	46	46	41	41	41	41	41	41	41	42	42	42	42	42
4/F	33.3	68	68	68	46	46	41	41	41	41	41	41	41	41	42	42	42	42
5/F	36.4	68	68	68	46	46	41	41	41	41	41	41	41	41	42	42	42	42
6/F	39.6	68	68	68	46	46	41	41	41	41	41	41	41	41	41	42	42	42
7/F	42.7	68	68	68	46	46	41	41	41	41	41	41	41	41	41	42	42	42
8/F	45.9	68	68	68	46	46	41	41	41	41	41	41	41	41	41	41	42	42
9/F	49	68	68	68	46	46	41	41	41	41	41	41	41	41	41	41	42	42
10/F	52.2	68	68	68	46	46	41	41	41	41	41	41	41	41	41	41	41	42
11/F	55.3	68	68	68	46	46	41	41	41	41	41	41	41	41	41	41	41	42
12/F	58.5	68	68	68	46	46	41	41	41	41	41	41	41	41	41	41	41	41
13/F	61.6	68	68	68	46	46	41	41	41	41	41	41	41	41	41	41	41	41
14/F	64.8	68	68	68	46	46	41	41	41	41	41	41	41	41	41	41	41	41
15/F	67.9	68	68	68	46	46	41	41	41	41	41	41	41	41	41	41	41	41
16/F	71.1	68	68	68	46	46	41	41	41	41	41	41	41	41	41	41	41	41
17/F	74.2	68	68	68	46	46	41	41	41	41	41	41	41	41	41	41	41	41
18/F	77.4	68	68	67	46	46	40	40	41	41	41	41	41	41	41	41	41	41
19/F	80.5	68	67	67	46	45	40	41	41	41	41	41	41	41	41	41	41	41
20/F	83.7	68	67	67	45	45	41	41	41	41	41	41	41	41	41	41	41	41
21/F	86.8	67	67	67	45	45	41	41	41	41	41	41	41	41	41	41	41	41
22/F	90	67	67	67	46	46	42	42	42	42	42	42	42	42	42	42	42	42
23/F	93.1	67	67	67	47	47	43	43	43	43	43	43	43	43	44	44	44	44
24/F	96.6	67	67	67	49	49	47	47	47	47	47	47	47	47	47	47	47	47
Max. Noise Level		68	68	68	49	49	47	47	47	47	47	47	47	47	47	47	47	47
No. of NSRs with exceedance		0	0	0	0	0	0	0	0	0	0	0	0	0	0	0	0	0
No. of Units with exceedance		0					0		0		0		0		0		0	
No. of Flat Units		24					24		24		24		24		24		24	

Tower 2

Floor	mPD	T2-01	T2-02	T2-03	T2-04	T2-05	T2-06	T2-07	T2-08	T2-09	T2-10	T2-11	T2-12	T2-13	T2-14	T2-15	T2-16	T2-17	T2-18	T2-19	T2-20	T2-21
1/F	23.8	42	42	42	42	42	42	41	41	41	41	41	41	56	65	65	67	67	67	68	68	67
2/F	27	42	42	42	42	42	41	41	41	41	41	41	41	56	65	65	67	67	67	68	68	67
3/F	32.1	42	42	42	42	42	41	41	41	41	41	41	41	56	65	65	67	67	67	68	68	67
4/F	33.3	42	42	42	42	42	41	41	41	41	41	41	41	56	65	65	67	67	67	68	68	67
5/F	36.4	42	42	42	42	41	41	41	41	41	41	41	41	56	65	65	67	67	67	68	68	67
6/F	39.6	42	42	42	41	41	41	41	41	41	41	41	41	56	65	65	66	67	67	68	68	67
7/F	42.7	42	42	42	41	41	41	41	41	41	41	41	41	57	65	65	66	67	67	68	68	67
8/F	45.9	42	42	41	41	41	41	41	41	41	41	41	41	57	65	65	66	67	67	68	68	67
9/F	49	42	42	41	41	41	41	41	41	41	41	40	41	57	65	65	66	67	67	67	68	67
10/F	52.2	42	41	41	41	41	41	41	41	41	41	40	40	57	64	65	66	67	67	67	68	67
11/F	55.3	42	41	41	41	41	41	41	41	41	41	40	40	56	64	64	66	66	67	67	68	66
12/F	58.5	41	41	41	41	41	41	41	41	41	41	40	40	56	64	64	66	66	67	67	68	66
13/F	61.6	41	41	41	41	41	41	41	41	41	40	40	40	56	64	64	66	66	67	67	68	66
14/F	64.8	41	41	41	41	41	41	41	41	41	40	40	40	56	64	64	66	66	67	67	68	66
15/F	67.9	41	41	41	41	41	41	41	41	41	40	40	40	56	64	64	66	66	66	67	67	66
16/F	71.1	41	41	41	41	41	41	41	41	41	40	40	40	56	64	64	66	66	66	67	67	66
17/F	74.2	41	41	41	41	41	41	41	41	41	40	40	41	56	64	64	65	66	66	67	67	66
18/F	77.4	41	41	41	41	41	41	41	41	40	40	40	41	56	64	64	65	66	66	67	67	66
19/F	80.5	41	41	41	41	41	41	41	41	41	40	40	41	56	64	64	65	66	66	67	67	66
20/F	83.7	41	41	41	41	41	41	41	41	41	41	40	42	56	64	64	65	66	66	66	67	66
21/F	86.8	41	41	41	41	41	41	41	41	41	41	40	43	56	63	64	65	65	66	66	67	66
22/F	90	42	42	42	42	42	43	42	42	42	42	41	44	56	63	63	65	65	66	66	67	65
23/F	93.1	44	44	45	44	44	44	44	44	44	43	43	47	56	63	64	65	66	66	66	67	65
24/F	96.6	47	47	47	47	47	46	46	46	46	46	46	50	57	64	64	65	66	66	66	67	65
Max. Noise Level		47	47	47	47	47	46	46	46	46	46	46	50	57	65	65	67	67	67	68	68	67
No. of NSRs with exceedance		0	0	0	0	0	0	0	0	0	0	0	0	0	0	0	0	0	0	0	0	0
No. of Units with exceedance		0		0		0		0		0		0			0		0		0		0	
No. of Flat Units		24		24		24		24		24		24			24		24		24		24	

Tower 2

Floor	mPD	T2-22	T2-23	T2-24	T2-25	T2-26	T2-27	T2-28	T2-29	T2-30	T2-31	T2-32	T2-33	T2-34	T2-35	T2-36	T2-37	T2-38	T2-39
1/F	23.8	69	70	70	71	71	73	74	74	73	72	72	72	72	71	71	66	69	69
2/F	27	69	70	70	71	71	73	74	74	73	72	72	72	71	71	71	66	69	69
3/F	32.1	69	70	70	71	71	72	74	74	73	72	72	71	71	71	71	66	69	69
4/F	33.3	69	69	70	71	71	72	73	73	73	72	72	71	71	71	71	66	69	69
5/F	36.4	69	69	70	70	71	72	73	73	72	72	71	71	71	71	71	66	69	69
6/F	39.6	69	69	70	70	71	72	73	73	72	71	71	71	71	71	71	66	69	69
7/F	42.7	69	69	69	70	70	72	73	73	72	71	71	71	71	71	71	66	69	69
8/F	45.9	69	69	69	70	70	71	72	73	72	71	71	71	71	71	70	65	69	69
9/F	49	69	69	69	70	70	71	72	72	72	71	71	71	70	70	70	65	68	69
10/F	52.2	69	69	69	70	70	71	72	72	71	71	71	70	70	70	70	65	68	68
11/F	55.3	68	69	69	69	70	71	72	72	71	71	70	70	70	70	70	65	68	68
12/F	58.5	68	68	69	69	69	71	72	72	71	70	70	70	70	70	70	65	68	68
13/F	61.6	68	68	69	69	69	70	72	72	71	70	70	70	70	70	70	65	68	68
14/F	64.8	68	68	69	69	69	70	71	72	71	70	70	70	70	70	70	65	68	68
15/F	67.9	68	68	68	69	69	70	71	71	71	70	70	70	70	70	70	65	68	68
16/F	71.1	68	68	68	69	69	70	71	71	71	70	70	70	70	70	70	65	68	68
17/F	74.2	68	68	68	69	69	70	71	71	70	70	70	70	70	69	69	65	68	68
18/F	77.4	68	68	68	68	68	70	71	71	70	70	70	69	69	69	69	65	68	68
19/F	80.5	68	68	68	68	68	70	71	71	70	70	69	69	69	69	69	65	68	68
20/F	83.7	67	68	68	68	68	69	71	71	70	69	69	69	69	69	69	65	67	68
21/F	86.8	67	67	68	68	68	69	71	71	70	69	69	69	69	69	69	65	67	68
22/F	90	67	67	68	68	68	69	70	71	70	69	69	69	69	69	69	65	67	67
23/F	93.1	67	67	67	68	68	69	70	70	70	69	69	69	69	69	69	64	67	67
24/F	96.6	67	67	67	68	68	69	70	70	70	69	69	69	69	69	69	64	67	67
Max. Noise Level		69	70	70	71	71	73	74	74	73	72	72	72	72	71	71	66	69	69
No. of NSRs with exceedance		0	0	0	4	6	12	21	22	16	11	10	9	8	8	7	0	0	0
No. of Units with exceedance		0			12			22					9					0	
No. of Flat Units		24			24			24					24					24	

Tower 3

Floor	mPD	T3-01	T3-02	T3-03	T3-04	T3-05	T3-06	T3-07	T3-08	T3-09	T3-10	T3-11	T3-12	T3-13	T3-14	T3-15	T3-16	T3-17	T3-18	T3-19	T3-20
1/F	23.8	71	71	71	70	70	70	70	70	70	69	69	69	69	69	69	68	68	68	67	67
2/F	27	71	71	71	70	70	70	70	70	70	70	69	69	69	69	69	69	68	68	67	67
3/F	32.1	71	71	71	70	70	70	70	70	70	70	69	69	69	69	69	69	68	68	67	67
4/F	33.3	71	71	71	70	70	70	70	70	70	70	69	69	69	69	69	69	68	68	67	67
5/F	36.4	71	71	70	70	70	70	70	70	70	70	69	69	69	69	69	69	69	68	67	67
6/F	39.6	70	70	70	70	70	70	70	70	70	70	69	69	69	69	69	69	68	68	67	67
7/F	42.7	70	70	70	70	70	70	70	70	70	70	69	69	69	69	69	69	68	68	67	67
8/F	45.9	70	70	70	70	70	70	70	70	70	69	69	69	69	69	69	69	68	68	67	67
9/F	49	70	70	70	70	70	70	70	70	69	69	69	69	69	69	69	69	68	68	67	67
10/F	52.2	70	70	70	70	70	70	70	69	69	69	69	69	69	69	69	69	68	68	67	67
11/F	55.3	70	70	70	70	70	70	70	69	69	69	69	69	69	69	69	69	68	68	67	67
12/F	58.5	70	70	70	70	70	70	69	69	69	69	69	69	69	69	69	68	68	68	67	67
13/F	61.6	70	70	70	70	69	69	69	69	69	69	69	69	69	69	69	68	68	68	67	67
14/F	64.8	70	70	70	69	69	69	69	69	69	69	69	69	69	69	69	68	68	68	67	67
15/F	67.9	70	70	69	69	69	69	69	69	69	69	69	69	69	69	68	68	68	68	67	67
16/F	71.1	69	69	69	69	69	69	69	69	69	69	69	69	69	69	68	68	68	68	67	67
17/F	74.2	69	69	69	69	69	69	69	69	69	69	69	69	68	68	68	68	68	68	67	67
18/F	77.4	69	69	69	69	69	69	69	69	69	69	69	68	68	68	68	68	68	68	67	67
19/F	80.5	69	69	69	69	69	69	69	69	69	69	69	68	68	68	68	68	68	68	67	67
Max. Noise Level		71	71	71	70	70	70	70	70	70	70	69	69	69	69	69	69	69	68	67	67
No. of NSRs with exceedance		5	5	4	0	0	0	0	0	0	0	0	0	0	0	0	0	0	0	0	0
No. of Units with exceedance		5		4		0		0		0		0		0		0		0		0	
No. of Flat Units		19		19		19		19		19		19		19		19		19		19	

Tower 3

Floor	mPD	T3-21	T3-22	T3-23	T3-24	T3-25	T3-26	T3-27	T3-28	T3-29	T3-30	T3-31	T3-32	T3-33	T3-34	T3-35	T3-36	T3-37	T3-38	T3-39	T3-40	T3-41	T3-42
1/F	23.8	40	40	40	40	40	40	40	40	40	40	56	56	56	51	41	41	41	41	41	41	41	59
2/F	27	40	40	40	40	40	40	40	40	40	40	56	56	56	51	41	41	41	41	41	41	41	59
3/F	32.1	40	40	40	40	40	40	40	40	39	39	56	56	56	51	40	41	41	41	41	41	41	59
4/F	33.3	40	40	40	40	40	40	39	39	39	39	56	56	56	51	40	40	41	41	41	41	41	59
5/F	36.4	40	40	40	40	40	39	39	39	39	39	56	56	56	50	40	40	41	41	41	41	41	59
6/F	39.6	40	40	39	40	39	39	39	39	39	39	56	56	56	50	40	40	41	41	41	41	41	59
7/F	42.7	40	39	39	39	39	39	39	39	39	39	56	56	56	50	40	40	40	41	41	41	41	59
8/F	45.9	39	39	39	39	39	39	39	39	39	39	56	56	56	50	40	40	40	41	41	41	41	59
9/F	49	39	39	39	39	39	39	39	39	39	39	56	56	56	50	40	40	40	40	41	41	41	59
10/F	52.2	39	39	39	39	39	39	39	39	39	39	56	56	56	50	40	40	40	40	40	41	41	58
11/F	55.3	39	39	39	39	39	39	39	39	39	39	56	56	55	50	40	40	40	40	40	41	41	58
12/F	58.5	39	39	39	39	39	39	39	39	39	39	56	56	55	50	40	40	40	40	40	40	41	58
13/F	61.6	39	39	39	39	39	39	39	39	39	39	56	56	55	50	40	40	40	40	40	40	40	58
14/F	64.8	39	39	39	39	39	39	39	39	39	39	56	55	55	50	40	40	40	40	40	40	40	58
15/F	67.9	39	39	39	39	39	39	39	39	39	39	56	55	55	50	40	40	40	40	40	40	40	58
16/F	71.1	39	39	39	39	39	39	39	39	39	39	56	55	55	50	40	40	40	40	40	40	40	58
17/F	74.2	39	39	39	39	39	39	39	39	39	39	55	55	55	49	40	40	40	40	40	40	41	58
18/F	77.4	41	41	41	41	41	40	40	40	40	40	55	55	55	50	41	41	42	42	42	42	42	58
19/F	80.5	43	43	43	43	42	42	42	42	42	42	55	55	55	50	43	44	44	44	45	45	45	58
Max. Noise Level		43	43	43	43	42	42	42	42	42	42	56	56	56	51	43	44	44	44	45	45	45	59
No. of NSRs with exceedance		0	0	0	0	0	0	0	0	0	0	0	0	0	0	0	0	0	0	0	0	0	0
No. of Units with exceedance		0			0		0				0				0		0		0		0		
No. of Flat Units		19			19		19				19				19		19		19		19		

Tower 4

Floor	mPD	T4-01	T4-02	T4-03	T4-04	T4-05	T4-06	T4-07	T4-08	T4-09	T4-10	T4-11	T4-12	T4-13	T4-14	T4-15	T4-16	T4-17	T4-18	T4-19
1/F	23.8	68	68	68	68	67	67	68	68	68	68	68	68	68	68	68	68	40	40	40
2/F	27	68	68	68	68	67	68	68	68	68	68	68	68	68	68	68	68	40	40	40
3/F	32.1	68	68	68	68	68	68	68	68	68	68	68	68	68	68	68	68	40	40	40
4/F	33.3	68	68	68	68	68	68	68	68	68	68	68	68	68	68	68	68	40	40	40
5/F	36.4	68	68	68	68	67	68	68	68	68	68	68	68	68	68	68	68	40	40	40
6/F	39.6	68	68	68	68	67	68	68	68	68	68	68	68	68	68	68	68	40	40	40
7/F	42.7	68	68	68	68	67	67	68	68	68	68	68	68	68	68	68	68	40	40	40
8/F	45.9	68	68	68	68	67	67	68	68	68	68	68	68	68	68	68	68	40	40	39
9/F	49	68	68	68	68	67	67	68	68	68	68	68	68	68	68	68	68	40	40	39
10/F	52.2	68	68	68	67	67	67	68	68	68	68	68	68	68	68	68	68	40	39	39
11/F	55.3	68	68	68	67	67	67	68	68	68	68	68	68	68	68	68	68	39	39	39
12/F	58.5	68	68	68	67	67	67	67	68	68	68	68	68	68	68	68	68	39	39	39
13/F	61.6	68	68	68	67	67	67	67	68	68	68	68	68	68	68	68	68	39	39	39
14/F	64.8	68	68	68	67	67	67	67	67	68	68	68	68	68	68	68	68	39	39	39
15/F	67.9	68	68	67	67	67	67	67	67	67	68	68	68	68	68	68	68	39	39	39
16/F	71.1	68	68	67	67	67	67	67	67	67	68	68	68	68	68	68	68	39	39	39
17/F	74.2	68	67	67	67	67	67	67	67	67	68	68	68	68	68	68	68	40	39	39
18/F	77.4	67	67	67	67	67	67	67	67	67	67	68	68	68	68	68	68	41	41	41
19/F	80.5	67	67	67	67	67	67	67	67	67	67	67	67	68	68	68	68	44	44	43
Max. Noise Level		68	68	68	68	68	68	68	68	68	68	68	68	68	68	68	68	44	44	43
No. of NSRs with exceedance		0	0	0	0	0	0	0	0	0	0	0	0	0	0	0	0	0	0	0
No. of Units with exceedance		0		0		0		0		0		0		0		0		0		
No. of Flat Units		19		19		19		19		19		19		19		19		19		

Tower 4

Floor	mPD	T4-20	T4-21	T4-22	T4-23	T4-24	T4-25	T4-26	T4-27	T4-28	T4-29	T4-30	T4-31	T4-32	T4-33	T4-34
1/F	23.8	40	40	40	40	41	43	40	40	40	40	40	40	41	41	41
2/F	27	40	40	40	40	41	43	40	40	40	40	40	40	41	41	41
3/F	32.1	40	40	40	39	41	43	40	40	40	40	40	40	40	41	41
4/F	33.3	40	40	39	39	41	43	40	40	40	40	40	40	40	40	41
5/F	36.4	40	39	39	39	41	43	40	40	40	40	40	40	40	40	40
6/F	39.6	39	39	39	39	41	43	40	40	40	40	40	40	40	40	40
7/F	42.7	39	39	39	39	41	43	39	40	40	40	40	40	40	40	40
8/F	45.9	39	39	39	39	41	43	39	39	40	40	40	40	40	40	40
9/F	49	39	39	39	39	41	43	39	39	40	40	40	40	40	40	40
10/F	52.2	39	39	39	39	41	43	39	39	39	40	40	40	40	40	40
11/F	55.3	39	39	39	39	41	43	39	39	39	39	40	40	40	40	40
12/F	58.5	39	39	39	39	41	43	39	39	39	39	39	40	40	40	40
13/F	61.6	39	39	39	39	41	43	39	39	39	39	39	39	40	40	40
14/F	64.8	39	39	39	39	40	43	39	39	39	39	39	39	40	40	40
15/F	67.9	39	39	39	39	40	43	39	39	39	39	39	39	39	39	40
16/F	71.1	39	39	39	39	40	43	39	39	39	39	39	39	39	39	39
17/F	74.2	39	39	39	39	41	43	39	39	39	40	40	40	40	40	40
18/F	77.4	41	41	40	40	41	43	40	41	41	41	41	41	41	41	41
19/F	80.5	42	42	42	42	42	44	42	42	42	42	43	43	43	43	44
Max. Noise Level		42	42	42	42	42	44	42	42	42	42	43	43	43	43	44
No. of NSRs with exceedance		0	0	0	0	0	0	0	0	0	0	0	0	0	0	0
No. of Units with exceedance		0			0			0				0		0		
No. of Flat Units		19			19			19				19		19		

Tower 5

Floor	mPD	T5-01	T5-02	T5-03	T5-04	T5-05	T5-06	T5-07	T5-08	T5-09	T5-10	T5-11	T5-12	T5-13	T5-14	T5-15	T5-16	T5-17	T5-18	T5-19
1/F	23.8	41	41	41	41	41	41	41	41	41	41	41	41	66	62	69	69	70	70	70
2/F	27	41	41	41	41	41	41	41	41	41	41	41	41	66	63	69	69	70	70	70
3/F	32.1	41	41	41	41	41	41	41	41	41	41	41	41	66	63	69	69	70	70	70
4/F	33.3	41	41	41	41	41	41	41	41	41	41	41	41	66	63	69	69	70	70	70
5/F	36.4	40	41	41	41	41	41	41	41	41	41	41	41	66	63	69	69	70	70	70
6/F	39.6	40	40	40	40	40	40	40	41	41	41	41	41	66	63	69	69	70	70	70
7/F	42.7	40	40	40	40	40	40	40	40	40	40	40	41	66	63	69	69	69	70	70
8/F	45.9	40	40	40	40	40	40	40	40	40	40	40	40	66	63	69	69	69	70	70
9/F	49	40	40	40	40	40	40	40	40	40	40	40	40	66	63	69	69	69	70	70
10/F	52.2	40	40	40	40	40	40	40	40	40	40	40	40	66	63	69	69	69	70	70
11/F	55.3	40	40	40	40	40	40	40	40	40	40	40	40	65	63	69	69	69	69	70
12/F	58.5	40	40	40	40	40	40	40	40	40	40	40	40	65	62	69	69	69	69	70
13/F	61.6	40	40	40	40	40	40	40	40	40	40	40	40	65	62	68	69	69	69	70
14/F	64.8	40	40	40	40	40	40	40	40	40	40	40	40	65	62	68	69	69	69	70
15/F	67.9	40	40	40	40	40	40	40	40	40	40	40	40	65	62	68	69	69	69	70
16/F	71.1	39	39	39	39	39	39	39	40	40	40	40	40	65	62	68	69	69	69	69
17/F	74.2	40	40	40	40	40	40	40	40	40	40	40	40	65	62	68	69	69	69	69
18/F	77.4	41	41	41	41	41	41	41	41	41	41	42	42	65	62	68	68	69	69	69
19/F	80.5	44	44	44	44	44	44	44	44	44	45	45	45	65	62	68	68	69	69	69
Max. Noise Level		44	44	44	44	44	44	44	44	44	45	45	45	66	63	69	69	70	70	70
No. of NSRs with exceedance		0	0	0	0	0	0	0	0	0	0	0	0	0	0	0	0	0	0	0
No. of Units with exceedance		0			0		0		0			0			0			0		
No. of Flat Units		19			19		19		19			19			19			19		

Tower 5

Floor	mPD	T5-20	T5-21	T5-22	T5-23	T5-24	T5-25	T5-26	T5-27	T5-28	T5-29	T5-30	T5-31	T5-32	T5-33
1/F	23.8	71	71	71	71	72	72	72	72	71	70	69	69	69	69
2/F	27	71	71	71	71	72	72	72	72	71	70	69	69	69	69
3/F	32.1	70	71	71	71	72	72	72	72	70	70	69	69	69	69
4/F	33.3	70	70	71	71	72	72	72	72	70	70	69	69	69	69
5/F	36.4	70	70	71	71	72	72	72	72	70	70	69	69	69	69
6/F	39.6	70	70	71	71	71	72	72	72	70	70	69	69	69	68
7/F	42.7	70	70	71	71	71	72	71	71	70	70	69	69	69	68
8/F	45.9	70	70	70	71	71	72	71	71	70	70	69	69	69	68
9/F	49	70	70	70	71	71	72	71	71	70	70	69	69	68	68
10/F	52.2	70	70	70	71	71	72	71	71	70	70	69	69	68	68
11/F	55.3	70	70	70	71	71	71	71	71	70	69	69	69	68	68
12/F	58.5	70	70	70	71	71	71	71	71	70	69	69	68	68	68
13/F	61.6	70	70	70	71	71	71	71	71	70	69	69	68	68	68
14/F	64.8	70	70	70	70	71	71	71	71	70	69	69	68	68	68
15/F	67.9	70	70	70	70	71	71	71	71	69	69	68	68	68	68
16/F	71.1	70	70	70	70	71	71	70	70	69	69	68	68	68	68
17/F	74.2	70	70	70	70	70	71	70	70	69	69	68	68	68	68
18/F	77.4	70	70	70	70	70	71	70	70	69	69	68	68	68	68
19/F	80.5	69	69	70	70	70	70	70	70	69	68	68	68	68	68
Max. Noise Level		71	71	71	71	72	72	72	72	71	70	69	69	69	69
No. of NSRs with exceedance		2	3	7	13	16	18	15	15	2	0	0	0	0	0
No. of Units with exceedance		3		13		18		15				0			
No. of Flat Units		19		19		19		19				19			

Tower 6

Floor	mPD	T6-01	T6-02	T6-03	T6-04	T6-05	T6-06	T6-07	T6-08	T6-09	T6-10	T6-11	T6-12	T6-13	T6-14	T6-15	T6-16	T6-17	T6-18	T6-19	T6-20	T6-21	T6-22	T6-23	T6-24	T6-25
1/F	23.8	70	70	70	70	71	71	72	73	73	73	72	71	71	70	70	69	69	64	53	41	41	42	42	42	42
2/F	27	70	70	70	70	71	71	72	73	73	72	72	71	70	70	70	69	68	64	53	41	41	41	41	41	41
3/F	32.1	70	70	70	70	71	71	72	73	73	72	72	71	70	70	70	69	68	64	53	41	41	41	41	41	41
4/F	33.3	69	70	70	70	71	71	72	73	73	72	71	71	70	70	69	69	68	64	53	41	41	41	41	41	41
5/F	36.4	69	70	70	70	71	71	72	73	73	72	71	71	70	70	69	69	68	63	53	41	41	41	41	41	41
6/F	39.6	69	69	70	70	71	71	72	72	72	72	71	71	70	69	69	69	68	63	53	41	41	41	41	41	41
7/F	42.7	69	69	69	70	71	71	72	72	72	72	71	70	70	69	69	68	68	63	53	41	41	41	41	41	41
8/F	45.9	69	69	69	70	71	71	72	72	72	72	71	70	69	69	69	68	68	63	53	41	41	41	41	41	41
9/F	49	69	69	69	69	71	71	72	72	72	72	71	70	69	69	69	68	68	63	53	41	41	41	41	41	41
10/F	52.2	69	69	69	69	70	71	71	72	72	71	71	70	69	69	69	68	67	63	53	40	40	40	40	41	40
11/F	55.3	69	69	69	69	70	71	71	72	72	71	71	70	69	69	69	68	67	63	53	40	40	40	40	40	40
12/F	58.5	69	69	69	69	70	71	71	72	72	71	70	70	69	69	69	68	67	63	53	40	40	40	40	40	40
13/F	61.6	69	69	69	69	70	70	71	72	72	71	70	70	69	69	68	68	67	63	53	40	40	40	40	40	40
14/F	64.8	69	69	69	69	70	70	71	71	71	71	70	70	69	69	68	68	67	63	53	40	40	40	40	40	40
15/F	67.9	69	69	69	69	70	70	71	71	71	71	70	69	69	68	68	68	67	63	53	40	40	40	40	40	40
16/F	71.1	69	69	69	69	70	70	71	71	71	71	70	69	69	68	68	68	67	63	53	40	40	40	40	40	40
17/F	74.2	69	69	69	69	70	70	71	71	71	70	70	69	68	68	68	68	67	63	53	40	40	40	40	40	40
18/F	77.4	69	69	69	69	70	70	70	71	71	70	70	69	68	68	68	67	67	63	53	42	42	42	42	42	42
19/F	80.5	68	69	69	69	70	70	70	71	71	70	70	69	68	68	68	67	67	63	53	45	44	44	45	45	45
Max. Noise Level		70	70	70	70	71	71	72	73	73	73	72	71	71	70	70	69	69	64	53	45	44	44	45	45	45
No. of NSRs with exceedance		0	0	0	0	9	12	17	19	19	16	11	6	1	0	0	0	0	0	0	0	0	0	0	0	0
No. of Units with exceedance		0				19					16		6		0		0		0			0			0	
No. of Flat Units		19				19					19		19		19		19		19			19			19	

Tower 7

Floor	mPD	T7-01	T7-02	T7-03	T7-04	T7-05	T7-06	T7-07	T7-08	T7-09	T7-10	T7-11	T7-12	T7-13	T7-14	T7-15	T7-16	T7-17	T7-18	T7-19
1/F	23.8	42	41	41	41	41	41	40	46	49	40	40	42	42	40	40	42	42	42	53
2/F	27	41	41	41	41	41	41	40	46	49	40	40	42	42	40	40	42	42	42	54
3/F	32.1	41	41	41	41	41	41	40	46	49	40	40	42	42	40	40	42	42	42	55
4/F	33.3	41	41	41	41	41	40	40	46	49	40	40	42	42	40	40	42	42	42	55
5/F	36.4	41	41	41	41	40	40	40	46	49	40	39	42	42	39	39	42	42	42	55
6/F	39.6	41	41	41	40	40	40	40	46	49	39	39	42	42	39	39	42	42	42	55
7/F	42.7	41	41	41	40	40	40	40	46	49	39	39	42	41	39	39	42	42	42	55
8/F	45.9	41	41	40	40	40	40	40	46	49	39	39	42	41	39	39	42	42	42	55
9/F	49	41	41	40	40	40	40	40	46	49	39	39	42	41	39	39	42	42	42	55
10/F	52.2	40	40	40	40	40	40	40	46	49	39	39	42	41	39	39	42	42	42	56
11/F	55.3	40	40	40	40	40	40	39	46	49	39	39	42	41	39	39	42	42	42	57
12/F	58.5	40	40	40	40	40	40	39	46	49	39	39	42	41	39	39	42	42	42	57
13/F	61.6	40	40	40	40	40	39	39	46	49	39	39	42	41	39	39	41	42	42	57
14/F	64.8	40	40	40	40	39	39	39	46	49	39	39	42	41	39	39	41	41	41	57
15/F	67.9	40	40	40	39	39	39	39	46	49	39	39	42	41	38	39	41	41	41	57
16/F	71.1	40	40	40	39	39	39	39	46	49	38	38	41	41	38	39	41	41	41	57
17/F	74.2	40	40	40	39	39	39	39	46	49	39	39	42	41	39	39	42	42	42	57
18/F	77.4	42	42	42	41	41	41	41	46	49	40	40	43	42	41	41	43	43	43	57
19/F	80.5	45	45	45	44	44	43	43	47	49	43	43	44	44	44	44	45	46	46	57
Max. Noise Level		45	45	45	44	44	43	43	47	49	43	43	44	44	44	44	45	46	46	57
No. of NSRs with exceedance		0	0	0	0	0	0	0	0	0	0	0	0	0	0	0	0	0	0	0
No. of Units with exceedance		0			0			0			0			0			0			
No. of Flat Units		19			19			19			19			19			19			

Tower 7

Floor	mPD	T7-20	T7-21	T7-22	T7-23	T7-24	T7-25	T7-26	T7-27	T7-28	T7-29	T7-30	T7-31	T7-32	T7-33	T7-34	T7-35
1/F	23.8	68	68	68	68	69	69	69	69	69	70	70	70	70	70	69	66
2/F	27	68	68	69	69	69	69	69	69	69	70	70	70	70	70	69	66
3/F	32.1	68	68	69	69	69	69	69	69	69	70	70	70	70	70	69	66
4/F	33.3	68	68	69	69	69	69	69	69	69	70	70	70	70	70	69	66
5/F	36.4	68	68	69	69	69	69	69	69	69	69	70	69	69	70	69	66
6/F	39.6	68	68	68	69	69	69	69	69	69	69	69	69	69	69	69	66
7/F	42.7	68	68	68	69	69	69	69	69	69	69	69	69	69	69	69	66
8/F	45.9	68	68	68	69	69	69	69	69	69	69	69	69	69	69	69	66
9/F	49	68	68	68	68	69	69	69	69	69	69	69	69	69	69	69	66
10/F	52.2	68	68	68	68	68	69	69	69	69	69	69	69	69	69	69	66
11/F	55.3	68	68	68	68	68	69	69	69	69	69	69	69	69	69	69	66
12/F	58.5	68	68	68	68	68	68	69	69	69	69	69	69	69	69	69	66
13/F	61.6	68	68	68	68	68	68	68	69	69	69	69	69	69	69	69	66
14/F	64.8	68	68	68	68	68	68	68	68	69	69	69	69	69	69	69	66
15/F	67.9	68	68	68	68	68	68	68	68	68	69	69	69	69	69	69	66
16/F	71.1	68	68	68	68	68	68	68	68	68	68	69	69	69	69	68	65
17/F	74.2	68	68	68	68	68	68	68	68	68	68	68	68	68	69	68	65
18/F	77.4	68	68	68	68	68	68	68	68	68	68	68	68	68	68	68	65
19/F	80.5	68	68	68	68	68	68	68	68	68	68	68	68	68	68	68	65
Max. Noise Level		68	68	69	69	69	69	69	69	69	70	70	70	70	70	69	66
No. of NSRs with exceedance		0	0	0	0	0	0	0	0	0	0	0	0	0	0	0	0
No. of Units with exceedance		0				0		0		0		0		0		0	
No. of Flat Units		19				19		19		19		19		19		19	

Summary of residential towers

Max. Noise Level	74
Total no. of Noise Exceedance Flats	221
Total no. of Flats	1995
Compliance Rate	89%

Notes:

Noise Exceedances

Nosie criteria at general NSRs = 70 dB(A)

Room is excluded from the 1st residential floor

Remarks:

Referring to the forecasted traffic data, since some roads have higher traffic data at AM peak scenario, but some other roads have higher traffic data in PM peak scenario, both AM and PM peak scenarios have been assessed in this study.
In order to present the worst noise level of each NSR, the maximum noise level of each NSR among the two peak scenarios will be adopted and presented in the detailed traffic noise results.

Appendix 2-4 Innovative Design of Acoustic Window (Baffle Type) and Enhanced Acoustic Balcony (Baffle Type)

(I) Possible design of "Acoustic Window (Baffle Type)" for 8m^2 and 18m^2 habitable rooms (i.e. dining room, living room or bedroom)

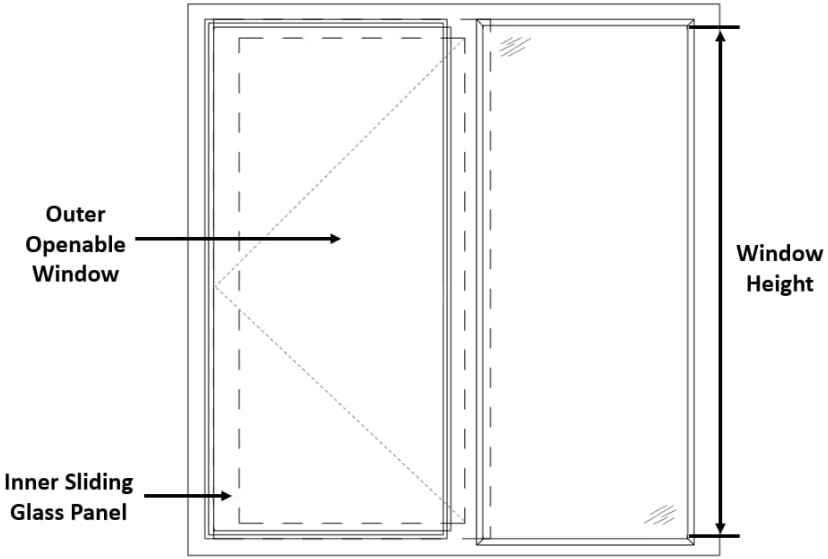

INTERNAL VIEW (NOT TO SCALE)

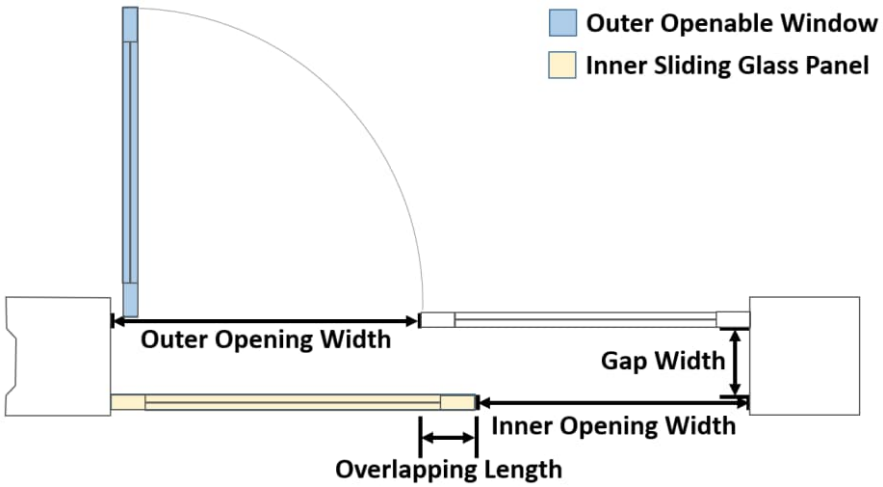

PLAN (NOT TO SCALE)

Possible Designs of "Acoustic Window (Baffle Type)" for 8m^2 and 18m^2 rooms					
Room Size (m^2)	**Room Dimensions (mm^3)**	**Inner Window Opening (mm^2)**	**Outer Window Opening (mm^2)**	**Overlapping Length (mm)**	**Gap Width (mm)**
8	**3200 (W) x 2500 (D) x 3400 (H)**	**580 (W) x 870 (H)**	**600 (W) x 870 (H)**	**≥ 100**	**100 to 175**
18	**5300 (W) x 3390 (D) x 3400 (H)**	**750 (W) x 1500 (H)**	**750 (W) x 1500 (H)**	**≥ 100**	**100 to 175**

Notes:

a. These are feasible designs of AW(BT) for 8m^2 and 18m^2 rooms.

b. For optimum performance of noise reduction, the air gap should have a pane-to-pane overlapping length of ≥ 100mm and a gap width between 100mm and 175mm, with the inner sliding glass panel in a closed position. The window pane shall be ≥ 6mm in thickness.

(II) Possible designs of "Enhanced Acoustic Balcony (Baffle Type)" in 14m² and 18m² habitable rooms (i.e. dining room, living room or bedroom)

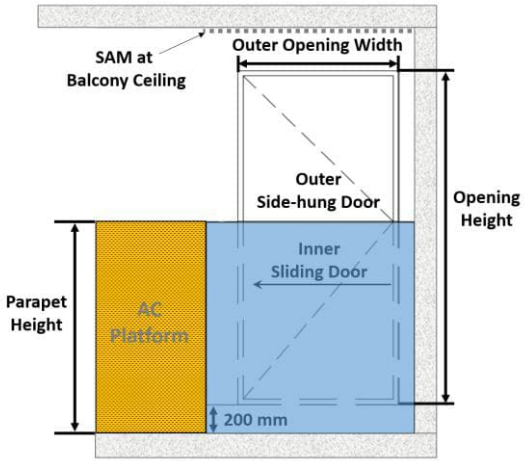

EXTERNAL VIEW (NOT TO SCALE)

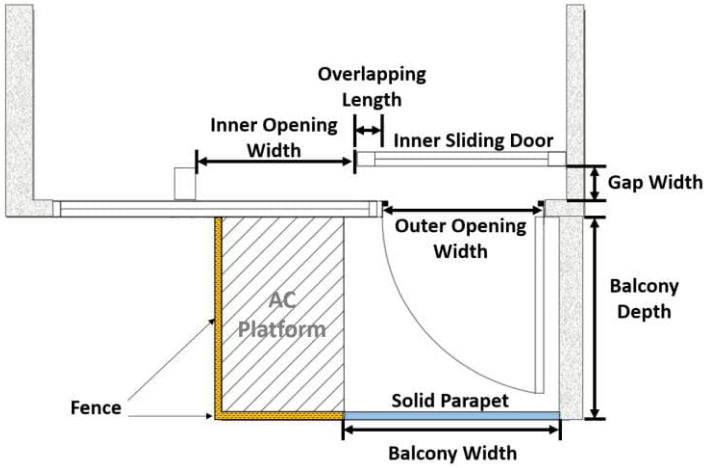

PLAN (NOT TO SCALE)

Fence (≥ 70% Permeability) Solid Parapet

Possible Designs of "Enhanced Acoustic Balcony (Baffle Type)" for 14m² and 18m² rooms								
Room size (m²)	**Room Dimensions (mm³)**	**Balcony Width (mm)**	**Balcony Depth (mm)**	**Parapet Height (mm)**	**Inner Opening (mm²)**	**Outer Opening (mm²)**	**Overlapping Length (mm)**	**Gap Width (mm)**
14	**3400 (W) x 4100 (D) x 3100 (H)**	**≥ 1440**	**≥ 1300**	**≥ 1450**	**1025 (W) x 2210 (H)**	**1150 (W) x 2210 (H)**	**≥ 100**	**100**
18	**5300 (W) x 3390 (D) x 3400 (H)**	**≥ 2055**	**≥ 1300**	**≥ 1450**	**1150 (W) x 2210 (H)**	**1150 (W) x 2210 (H)**	**≥ 100**	**100**

Notes:

1. These are feasible designs of EAB for 14m² and 18m² rooms. The room with EAB should meet the natural lighting and ventilation requirements in regulations 30 & 31 of the Building (Planning) Regulations (B(P)R). The AC platform should comply with the requirements under Appendix B of Code of Practice on Access for External Maintenance 2021 (AfEM Code), and balconies for residential buildings should comply with the criteria and conditions set out in Joint Practice Note (JPN) 1 for application of exemption from gross floor area and/or site coverage under the B(P)R.

2. SAM at balcony ceiling refers to sound absorptive material of noise reduction coefficient ≥ 0.7. It is an essential feature to attain the basic noise reduction performance in Annex B.

3. Comparable noise performance is anticipated should the AC platform be replaced by balcony with solid parapet.

Table 1: Summary on RNR of Acoustic Window (Baffle Type) (for use in NIA) ***Plan not to scale**		**Correction dB(A) L10(1hr)**	
		8m²	**18m²**
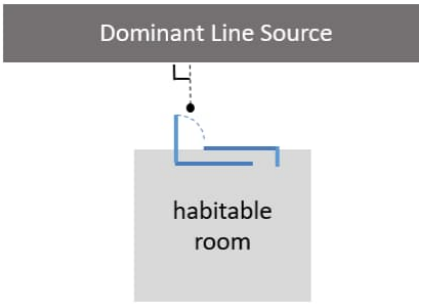	**(a) Provision of AW(BT) parallel to dominant line source** (whichever side the outer side-hung window is)	- **6.0** - **7.5** **(added SAM[1])**	- **7.0** - **8.5** **(added SAM[1])**
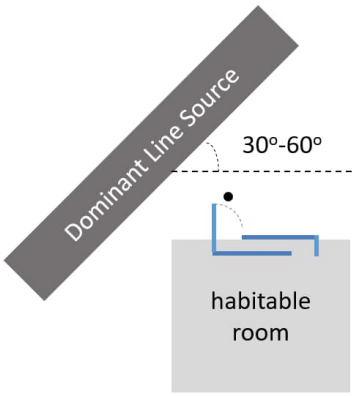	**(b) Tilting the AW(BT) in (a) above to 30° - 60° horizontal incident angle to dominant line source** (whichever side the outer side-hung window is)	- **7.0** - **8.5** **(added SAM[1])**	- **8.0** - **9.5** **(added SAM[1])**
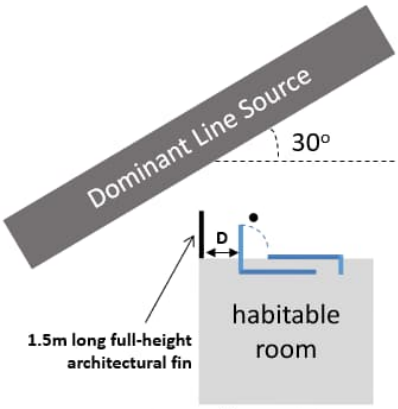 **D = Distance from architectural fin to nearest window frame should be at most 900mm.**	**(b1) If tilted AW(BT) is at 30° horizontal incident angle to dominant line source** **+ 1.5m long full-height architectural fin[2]** *** AW(BT) + architectural fin should be considered as ONE package of noise mitigation measures. Outer side-hung window of AW(BT) and architectural fin should be installed at the side nearer to dominant line source.**	- **8.0** - **9.5** **(added SAM[1])**	- **9.0** - **10.5** **(added SAM[1])**

Table 1: Summary on RNR of Acoustic Window (Baffle Type) (for use in NIA) *Plan not to scale		Correction dB(A) L10(1hr)	
		8m²	18m²
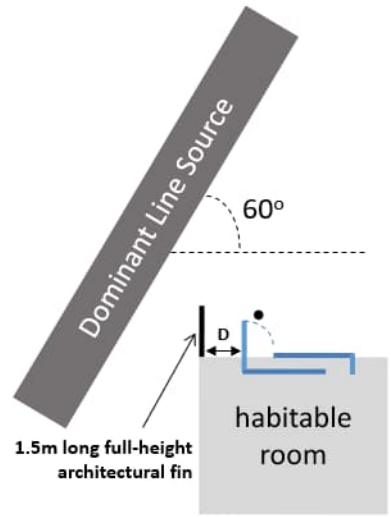 D = Distance from architectural fin to nearest window frame should be at most 900mm.	**(b2) If tilted AW(BT) is at 60° horizontal incident angle to dominant line source** **+ 1.5m long full-height architectural fin[2]** *** AW(BT) + architectural fin should be considered as ONE package of noise mitigation measures. Outer side-hung window of AW(BT) and architectural fin should be installed at the side nearer to dominant line source.**	**- 9.0** **- 10.5 (added SAM[1])**	**- 10.0** **- 11.5 (added SAM[1])**

Note 1: The additional Sound Absorptive Material (SAM) shall be of Noise Reduction Coefficient ≥ 0.7 and applied at top and outer opening side of mullion. The material of SAM is subject to the requirements of section 3 of Building (Construction) Regulation.

Note 2: The 1.5m long full-height architectural fin may be subject to the requirements for natural lighting and ventilation, gross floor area and site coverage under the B(P)R.

Table 2: Summary on RNR of Enhanced Acoustic Balcony (Baffle Type) (for use in NIA) *Plan not to scale		Correction dB(A) L10(1hr)	
		14m²	18m²
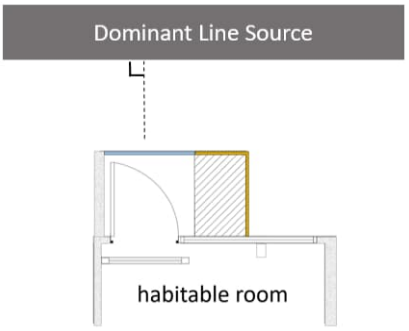	**(a) Provision of EAB(BT) parallel to dominant line source**	**- 8.0** **- 9.5 (added SAM[1])**	**- 9.0** **- 10.5 (added SAM[1])**
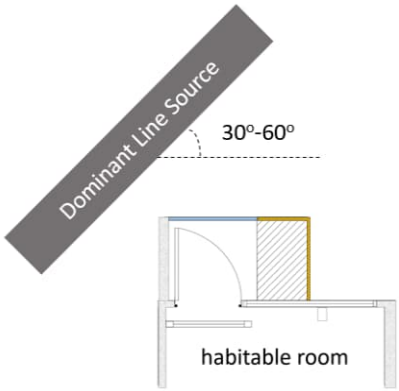	**(b) Tilting the EAB(BT) in (a) above to 30° - 60° horizontal incident angle to dominant line source**	**- 11.0** **- 12.5 (added SAM[1])**	**- 11.0** **- 12.5 (added SAM[1])**
Note 1: The additional Sound Absorptive Material (SAM) shall be of Noise Reduction Coefficient ≥ 0.7 and applied at top and outer opening side of the mullion. The material of SAM is subject to the requirements of section 3 of Building (Construction) Regulation.			

[i] *Should there be any variation on the proposed INMD, or practitioners and professionals consider that a higher RNR value should be adopted, justifications together with technical documents, e.g. corrections based on acoustic principles, laboratory testing reports, in-situ measurement reports, etc. should be submitted to the EPD for consideration. For requirements of laboratory measurement or in-situ measurement requirements, practitioners and professionals may contact the EPD for further details. As RNR varies with room size, practitioners and professionals may like to propose the preferred RNR to the EPD for consideration if different room size is encountered in the NIA study. Having said that, information indicates that for* ***Tables 1 and 2****:*

- *Variations of room size within +/- 10% would not affect the RNR;*
- *Variations of floor-to-ceiling height within +/- 5% would not affect the RNR; and*
- *Variations of window / door opening size within +/- 5% would not affect the RNR.*

Appendix 2-5 Estimation of Noise Attenuation of Acoustic Window (Baffle Type) and Enhanced Acoustic Balcony (Baffle Type)

Estimation of Sound Attenuation of Acoustic Window (Baffle Type) and Enhanced Acoustic Balcony (Baffle Type)

Reference Case

Case ID	Acoustic Window/ Door System	Outer Opening Area (OOAref), m^2	MPA	SAM at balcony ceiling	Air Gap, m	Overlapping length, m	Room area (RAref), m^2	Ref. sound attenuation, dB(A)
A	Enhanced Acoustic Balcony (Baffle Type) for living room	2.5	No	Yes	0.100	≥0.100	18	9.0
B	Acoustic Window (Baffle Type) for bedroom	0.5	No	N/A	0.100-0.175	≥0.100	8	6.0
C	Acoustic Window (Baffle Type) for bedroom	1.1	No	N/A	0.100-0.175	≥0.100	18	7.0

Proposed Development						Reference Case		Maximum Exceedance		
NSRs with Acoustic Window / Balcony (Baffle Type)	Tower	Floor	Room	Referred Case ID	Room area (RA), m^2	Room area (RAref), m^2	Ref. sound attenuation, dB(A)	Adjustment: 10xlog(RA/RAref)	Adjusted sound attenuation, dB(A)	Maximum noise reduction adopted, dB(A)*
T1-02	1	1/F-5/F	LIV/DIN	A	16.6	18.0	9.0	-0.4	8.6	0.5
T1-03	1	1/F-8/F	BR	B	7.4	8.0	6.0	-0.3	5.7	0.8
T1-04	1	1/F-10/F	LIV/DIN	A	16.6	18.0	9.0	-0.4	8.6	1.0
T1-05	1	1/F-11/F	LIV/DIN	A	16.6	18.0	9.0	-0.4	8.6	1.2
T1-06	1	1/F-11/F	BR	B	7.4	8.0	6.0	-0.3	5.7	1.2
T1-07	1	1/F-14/F	BR	B	7.4	8.0	6.0	-0.3	5.7	1.6
T1-08	1	1/F-16/F	LIV/DIN	A	16.6	18.0	9.0	-0.4	8.6	1.8
T1-09	1	1/F-17/F	LIV/DIN	A	16.6	18.0	9.0	-0.4	8.6	1.9
T1-10	1	1/F-18/F	BR	B	7.4	8.0	6.0	-0.3	5.7	2.0
T1-11	1	2/F-19/F	LIV/DIN	A	17.7	18.0	9.0	-0.1	8.9	2.1
T1-12	1	2/F-19/F	BR	B	5.2	8.0	6.0	-1.9	4.1	2.1
T1-13	1	2/F-20/F	BR	B	9.9	8.0	6.0	0.0	6.0	2.2
T2-25	2	1/F-4/F	LIV/DIN	A	17.7	18.0	9.0	-0.1	8.9	0.7
T2-26	2	1/F-6/F	BR	B	5.2	8.0	6.0	-1.9	4.1	1.0
T2-27	2	1/F-12/F	BR	B	9.9	8.0	6.0	0.0	6.0	2.4
T2-28	2	1/F-21/F	BR	B	6.1	8.0	6.0	-1.2	4.8	3.5
T2-29	2	1/F-22/F	BR	B	6.1	8.0	6.0	-1.2	4.8	3.7
T2-30	2	1/F-16/F	BR	B	11.4	8.0	6.0	0.0	6.0	2.8
T2-31	2	1/F-11/F	LIV/DIN	A	31	18.0	9.0	0.0	9.0	1.8
T2-32	2	1/F-10/F	BR	B	11.2	8.0	6.0	0.0	6.0	1.6
T2-33	2	1/F-9/F	LIV/DIN	A	21.3	18.0	9.0	0.0	9.0	1.2
T2-34	2	1/F-8/F	BR	B	8	8.0	6.0	0.0	6.0	1.1
T2-35	2	1/F-8/F	BR	B	6.4	8.0	6.0	-1.0	5.0	0.9
T2-36	2	1/F-7/F	BR	B	12.8	8.0	6.0	0.0	6.0	0.8
T3-01	3	1/F-5/F	BR	B	7.4	8.0	6.0	-0.3	5.7	0.4
T3-02	3	1/F-5/F	LIV/DIN	A	16.6	18.0	9.0	-0.4	8.6	0.3
T3-03	3	1/F-4/F	LIV/DIN	A	16.6	18.0	9.0	-0.4	8.6	0.2
T5-20	5	1/F-2/F	LIV/DIN	A	16.6	18.0	9.0	-0.4	8.6	0.2
T5-21	5	1/F-3/F	BR	B	7.4	8.0	6.0	-0.3	5.7	0.2
T5-22	5	1/F-7/F	BR	B	7.4	8.0	6.0	-0.3	5.7	0.4
T5-23	5	1/F-13/F	LIV/DIN	A	16.6	18.0	9.0	-0.4	8.6	0.8
T5-24	5	1/F-16/F	LIV/DIN	A	16.6	18.0	9.0	-0.4	8.6	1.3
T5-25	5	1/F-18/F	BR	B	7.4	8.0	6.0	-0.3	5.7	1.7
T5-26	5	1/F-15/F	BR	B	15.8	8.0	6.0	0.0	6.0	1.2
T5-27	5	1/F-15/F	BR	B	6.1	8.0	6.0	-1.2	4.8	1.2
T5-28	5	1/F-2/F	BR	B	6.1	8.0	6.0	-1.2	4.8	0.1
T6-05	6	1/F-9/F	LIV/DIN	A	26.5	18.0	9.0	0.0	9.0	0.6
T6-06	6	1/F-12/F	BR	B	11.2	8.0	6.0	0.0	6.0	1.0
T6-07	6	1/F-17/F	BR	B	13.8	8.0	6.0	0.0	6.0	1.9
T6-08	6	1/F-19/F	BR	B	6.2	8.0	6.0	-1.1	4.9	2.5
T6-09	6	1/F-19/F	BR	B	8.3	8.0	6.0	0.0	6.0	2.6
T6-10	6	1/F-16/F	BR	B	7.4	8.0	6.0	-0.3	5.7	2.2
T6-11	6	1/F-11/F	LIV/DIN	A	16.6	18.0	9.0	-0.4	8.6	1.4
T6-12	6	1/F-6/F	LIV/DIN	A	16.6	18.0	9.0	-0.4	8.6	0.8
T6-13	6	1/F	BR	B	7.4	8.0	6.0	-0.3	5.7	0.1

*The actual sound attenuation to be adopted is not more than the adjusted sound attenuation shown in this table as a conservative approach

**Outer Opening Area, Air Gap, Overlapping Length of the window for Proposed Development is strictly same as the reference case. No additional attenuation due to tilting the window angle and/or fin is considered as a worse case scenario.

Appendix 2-6 Results of Road Traffic Noise Impact Assessment (Mitigated Case Scenario)

Traffic Noise Impact Assessment Results, Mitigated Case Scenario - AM+PM

Predicted Road Traffic Noise Level (L 10 (1-hour)) at Selected Noise Sensitive Receivers

Residential Towers

Tower 1

Floor	mPD	T1-01	T1-02	T1-03	T1-04	T1-05	T1-06	T1-07	T1-08	T1-09	T1-10	T1-11	T1-12	T1-13	T1-14	T1-15	T1-16	T1-17	T1-18	T1-19	T1-20	T1-21
1/F	23.8	70	70	70	70	70	70	70	70	70	70	--	--	--	--	--	--	--	69	69	69	69
2/F	27	70	70	70	70	70	70	70	70	70	70	70	70	70	69	69	69	69	69	69	69	69
3/F	32.1	70	70	70	70	70	70	70	70	70	70	70	70	70	69	69	69	69	69	69	69	69
4/F	33.3	70	70	70	70	70	70	70	70	70	70	70	70	70	69	69	69	69	69	69	69	69
5/F	36.4	70	70	70	70	70	70	70	70	70	70	70	70	70	69	69	69	69	69	69	69	68
6/F	39.6	70	70	70	70	70	70	70	70	70	70	70	70	70	69	69	69	69	69	69	69	68
7/F	42.7	70	70	70	70	70	70	70	70	70	70	70	70	70	69	69	69	69	69	69	69	68
8/F	45.9	70	70	70	70	70	70	70	70	70	70	70	70	70	69	69	69	69	69	69	69	68
9/F	49	70	70	70	70	70	70	70	70	70	70	70	70	70	69	69	69	69	69	69	68	68
10/F	52.2	70	70	70	70	70	70	70	70	70	70	70	70	70	69	69	69	69	69	69	68	68
11/F	55.3	69	70	70	70	70	70	70	70	70	70	70	70	70	69	69	69	69	69	69	68	68
12/F	58.5	69	70	70	70	70	70	70	70	70	70	70	70	70	69	69	69	68	69	68	68	68
13/F	61.6	69	70	70	70	70	70	70	70	70	70	70	70	70	68	69	69	68	69	68	68	68
14/F	64.8	69	70	70	70	70	70	70	70	70	70	70	70	70	68	69	69	68	68	68	68	68
15/F	67.9	69	70	70	70	70	70	70	70	70	70	70	70	70	68	69	68	68	68	68	68	68
16/F	71.1	69	69	70	70	70	70	70	70	70	70	70	70	70	68	68	68	68	68	68	68	68
17/F	74.2	69	69	70	70	70	70	70	70	70	70	70	70	70	68	68	68	68	68	68	68	68
18/F	77.4	69	69	70	70	70	70	70	70	70	70	70	70	70	68	68	68	68	68	68	68	68
19/F	80.5	69	69	69	70	70	70	70	70	70	70	70	70	70	68	68	68	68	68	68	68	68
20/F	83.7	69	69	69	70	70	70	70	70	70	70	70	70	70	68	68	68	68	68	68	68	68
21/F	86.8	68	69	69	69	70	70	70	70	70	70	70	70	70	68	68	68	68	68	68	68	68
22/F	90	68	69	69	69	69	69	70	70	70	70	70	70	70	68	68	68	68	68	68	68	68
23/F	93.1	68	69	69	69	69	69	70	70	70	70	70	70	70	68	68	68	68	68	68	68	68
24/F	96.6	68	69	69	69	69	69	70	70	70	70	70	70	70	68	68	68	68	68	68	68	68
Max. Noise Level		70	70	70	70	70	70	70	70	70	70	70	70	70	69	69	69	69	69	69	69	69
No. of NSRs with exceedance		0	0	0	0	0	0	0	0	0	0	0	0	0	0	0	0	0	0	0	0	0
No. of Units with exceedance		0		0		0		0		0		0			0		0		0			
No. of Flat Units		24		24		24		24		24		23			23		23		24			

Tower 1

Floor	mPD	T1-22	T1-23	T1-24	T1-25	T1-26	T1-27	T1-28	T1-29	T1-30	T1-31	T1-32	T1-33	T1-34	T1-35	T1-36	T1-37	T1-38
1/F	23.8	68	68	68	46	46	41	41	41	41	41	41	42	42	42	42	42	42
2/F	27	68	68	68	46	46	41	41	41	41	41	41	41	42	42	42	42	42
3/F	32.1	68	68	68	46	46	41	41	41	41	41	41	41	42	42	42	42	42
4/F	33.3	68	68	68	46	46	41	41	41	41	41	41	41	41	42	42	42	42
5/F	36.4	68	68	68	46	46	41	41	41	41	41	41	41	41	42	42	42	42
6/F	39.6	68	68	68	46	46	41	41	41	41	41	41	41	41	41	42	42	42
7/F	42.7	68	68	68	46	46	41	41	41	41	41	41	41	41	41	42	42	42
8/F	45.9	68	68	68	46	46	41	41	41	41	41	41	41	41	41	41	42	42
9/F	49	68	68	68	46	46	41	41	41	41	41	41	41	41	41	41	42	42
10/F	52.2	68	68	68	46	46	41	41	41	41	41	41	41	41	41	41	41	42
11/F	55.3	68	68	68	46	46	41	41	41	41	41	41	41	41	41	41	41	42
12/F	58.5	68	68	68	46	46	41	41	41	41	41	41	41	41	41	41	41	41
13/F	61.6	68	68	68	46	46	41	41	41	41	41	41	41	41	41	41	41	41
14/F	64.8	68	68	68	46	46	41	41	41	41	41	41	41	41	41	41	41	41
15/F	67.9	68	68	68	46	46	41	41	41	41	41	41	41	41	41	41	41	41
16/F	71.1	68	68	68	46	46	41	41	41	41	41	41	41	41	41	41	41	41
17/F	74.2	68	68	68	46	46	41	41	41	41	41	41	41	41	41	41	41	41
18/F	77.4	68	68	67	46	46	40	40	41	41	41	41	41	41	41	41	41	41
19/F	80.5	68	67	67	46	45	40	41	41	41	41	41	41	41	41	41	41	41
20/F	83.7	68	67	67	45	45	41	41	41	41	41	41	41	41	41	41	41	41
21/F	86.8	67	67	67	45	45	41	41	41	41	41	41	41	41	41	41	41	41
22/F	90	67	67	67	46	46	42	42	42	42	42	42	42	42	42	42	42	42
23/F	93.1	67	67	67	47	47	43	43	43	43	43	43	43	43	44	44	44	44
24/F	96.6	67	67	67	49	49	47	47	47	47	47	47	47	47	47	47	47	47
Max. Noise Level		68	68	68	49	49	47	47	47	47	47	47	47	47	47	47	47	47
No. of NSRs with exceedance		0	0	0	0	0	0	0	0	0	0	0	0	0	0	0	0	0
No. of Units with exceedance		0					0		0		0		0		0		0	
No. of Flat Units		24					24		24		24		24		24		24	

Tower 2

Floor	mPD	T2-01	T2-02	T2-03	T2-04	T2-05	T2-06	T2-07	T2-08	T2-09	T2-10	T2-11	T2-12	T2-13	T2-14	T2-15	T2-16	T2-17	T2-18	T2-19	T2-20	T2-21
1/F	23.8	42	42	42	42	42	42	41	41	41	41	41	41	56	65	65	67	67	67	68	68	67
2/F	27	42	42	42	42	42	41	41	41	41	41	41	41	56	65	65	67	67	67	68	68	67
3/F	32.1	42	42	42	42	42	41	41	41	41	41	41	41	56	65	65	67	67	67	68	68	67
4/F	33.3	42	42	42	42	42	41	41	41	41	41	41	41	56	65	65	67	67	67	68	68	67
5/F	36.4	42	42	42	42	41	41	41	41	41	41	41	41	56	65	65	67	67	67	68	68	67
6/F	39.6	42	42	42	41	41	41	41	41	41	41	41	41	56	65	65	66	67	67	68	68	67
7/F	42.7	42	42	42	41	41	41	41	41	41	41	41	41	57	65	65	66	67	67	68	68	67
8/F	45.9	42	42	41	41	41	41	41	41	41	41	41	41	57	65	65	66	67	67	68	68	67
9/F	49	42	42	41	41	41	41	41	41	41	41	40	41	57	65	65	66	67	67	67	68	67
10/F	52.2	42	41	41	41	41	41	41	41	41	41	40	40	57	64	65	66	67	67	67	68	67
11/F	55.3	42	41	41	41	41	41	41	41	41	41	40	40	56	64	64	66	66	67	67	68	66
12/F	58.5	41	41	41	41	41	41	41	41	41	41	40	40	56	64	64	66	66	67	67	68	66
13/F	61.6	41	41	41	41	41	41	41	41	41	40	40	40	56	64	64	66	66	67	67	68	66
14/F	64.8	41	41	41	41	41	41	41	41	41	40	40	40	56	64	64	66	66	67	67	68	66
15/F	67.9	41	41	41	41	41	41	41	41	41	40	40	40	56	64	64	66	66	66	67	67	66
16/F	71.1	41	41	41	41	41	41	41	41	41	40	40	40	56	64	64	66	66	66	67	67	66
17/F	74.2	41	41	41	41	41	41	41	41	41	40	40	41	56	64	64	65	66	66	67	67	66
18/F	77.4	41	41	41	41	41	41	41	41	40	40	40	41	56	64	64	65	66	66	67	67	66
19/F	80.5	41	41	41	41	41	41	41	41	41	40	40	41	56	64	64	65	66	66	67	67	66
20/F	83.7	41	41	41	41	41	41	41	41	41	41	40	42	56	64	64	65	66	66	66	67	66
21/F	86.8	41	41	41	41	41	41	41	41	41	41	40	43	56	63	64	65	65	66	66	67	66
22/F	90	42	42	42	42	42	43	42	42	42	42	41	44	56	63	63	65	65	66	66	67	65
23/F	93.1	44	44	45	44	44	44	44	44	44	43	43	47	56	63	64	65	66	66	66	67	65
24/F	96.6	47	47	47	47	47	46	46	46	46	46	46	50	57	64	64	65	66	66	66	67	65
Max. Noise Level		47	47	47	47	47	46	46	46	46	46	46	50	57	65	65	67	67	67	68	68	67
No. of NSRs with exceedance		0	0	0	0	0	0	0	0	0	0	0	0	0	0	0	0	0	0	0	0	0
No. of Units with exceedance		0		0		0		0		0		0			0		0		0		0	
No. of Flat Units		24		24		24		24		24		24			24		24		24		24	

Tower 2

Floor	mPD	T2-22	T2-23	T2-24	T2-25	T2-26	T2-27	T2-28	T2-29	T2-30	T2-31	T2-32	T2-33	T2-34	T2-35	T2-36	T2-37	T2-38	T2-39
1/F	23.8	69	70	70	70	70	70	70	70	70	70	70	70	70	70	70	66	69	69
2/F	27	69	70	70	70	70	70	70	70	70	70	70	70	70	70	70	66	69	69
3/F	32.1	69	70	70	70	70	70	70	70	70	70	70	70	70	70	70	66	69	69
4/F	33.3	69	69	70	70	70	70	70	70	70	70	70	70	70	70	70	66	69	69
5/F	36.4	69	69	70	70	70	70	70	70	70	70	70	70	70	70	70	66	69	69
6/F	39.6	69	69	70	70	70	70	70	70	70	70	70	70	70	70	70	66	69	69
7/F	42.7	69	69	69	70	70	70	70	70	70	70	70	70	70	70	70	66	69	69
8/F	45.9	69	69	69	70	70	70	70	70	70	70	70	70	70	70	70	65	69	69
9/F	49	69	69	69	70	70	70	70	70	70	70	70	70	70	70	70	65	68	69
10/F	52.2	69	69	69	70	70	70	70	70	70	70	70	70	70	70	70	65	68	68
11/F	55.3	68	69	69	69	70	70	70	70	70	70	70	70	70	70	70	65	68	68
12/F	58.5	68	68	69	69	69	70	70	70	70	70	70	70	70	70	70	65	68	68
13/F	61.6	68	68	69	69	69	70	70	70	70	70	70	70	70	70	70	65	68	68
14/F	64.8	68	68	69	69	69	70	70	70	70	70	70	70	70	70	70	65	68	68
15/F	67.9	68	68	68	69	69	70	70	70	70	70	70	70	70	70	70	65	68	68
16/F	71.1	68	68	68	69	69	70	70	70	70	70	70	70	70	70	70	65	68	68
17/F	74.2	68	68	68	69	69	70	70	70	70	70	70	70	70	69	69	65	68	68
18/F	77.4	68	68	68	68	68	70	70	70	70	70	70	69	69	69	69	65	68	68
19/F	80.5	68	68	68	68	68	70	70	70	70	70	69	69	69	69	69	65	68	68
20/F	83.7	67	68	68	68	68	69	70	70	70	69	69	69	69	69	69	65	67	68
21/F	86.8	67	67	68	68	68	69	70	70	70	69	69	69	69	69	69	65	67	68
22/F	90	67	67	68	68	68	69	70	70	70	69	69	69	69	69	69	65	67	67
23/F	93.1	67	67	67	68	68	69	70	70	70	69	69	69	69	69	69	64	67	67
24/F	96.6	67	67	67	68	68	69	70	70	70	69	69	69	69	69	69	64	67	67
Max. Noise Level		69	70	70	70	70	70	70	70	70	70	70	70	70	70	70	66	69	69
No. of NSRs with exceedance		0	0	0	0	0	0	0	0	0	0	0	0	0	0	0	0	0	0
No. of Units with exceedance		0			0			0					0					0	
No. of Flat Units		24			24			24					24					24	

Tower 3

Floor	mPD	T3-01	T3-02	T3-03	T3-04	T3-05	T3-06	T3-07	T3-08	T3-09	T3-10	T3-11	T3-12	T3-13	T3-14	T3-15	T3-16	T3-17	T3-18	T3-19	T3-20
1/F	23.8	70	70	70	70	70	70	70	70	70	69	69	69	69	69	69	68	68	68	67	67
2/F	27	70	70	70	70	70	70	70	70	70	70	69	69	69	69	69	69	68	68	67	67
3/F	30.1	70	70	70	70	70	70	70	70	70	70	69	69	69	69	69	69	68	68	67	67
4/F	33.3	70	70	70	70	70	70	70	70	70	70	69	69	69	69	69	69	68	68	67	67
5/F	36.4	70	70	70	70	70	70	70	70	70	70	69	69	69	69	69	69	69	68	67	67
6/F	39.6	70	70	70	70	70	70	70	70	70	70	69	69	69	69	69	69	68	68	67	67
7/F	42.7	70	70	70	70	70	70	70	70	70	70	69	69	69	69	69	69	68	68	67	67
8/F	45.9	70	70	70	70	70	70	70	70	70	69	69	69	69	69	69	69	68	68	67	67
9/F	49	70	70	70	70	70	70	70	70	69	69	69	69	69	69	69	69	68	68	67	67
10/F	52.2	70	70	70	70	70	70	70	69	69	69	69	69	69	69	69	69	68	68	67	67
11/F	55.3	70	70	70	70	70	70	70	69	69	69	69	69	69	69	69	69	68	68	67	67
12/F	58.5	70	70	70	70	70	70	69	69	69	69	69	69	69	69	69	68	68	68	67	67
13/F	61.6	70	70	70	70	69	69	69	69	69	69	69	69	69	69	69	68	68	68	67	67
14/F	64.8	70	70	70	69	69	69	69	69	69	69	69	69	69	69	69	68	68	68	67	67
15/F	67.9	70	70	69	69	69	69	69	69	69	69	69	69	69	69	68	68	68	68	67	67
16/F	71.1	69	69	69	69	69	69	69	69	69	69	69	69	69	69	68	68	68	68	67	67
17/F	74.2	69	69	69	69	69	69	69	69	69	69	69	69	68	68	68	68	68	68	67	67
18/F	77.4	69	69	69	69	69	69	69	69	69	69	69	68	68	68	68	68	68	68	67	67
19/F	80.5	69	69	69	69	69	69	69	69	69	69	69	68	68	68	68	68	68	68	67	67
Max. Noise Level		70	70	70	70	70	70	70	70	70	70	69	69	69	69	69	69	69	68	67	67
No. of NSRs with exceedance		0	0	0	0	0	0	0	0	0	0	0	0	0	0	0	0	0	0	0	0
No. of Units with exceedance		0		0		0		0		0		0		0		0		0		0	
No. of Flat Units		19		19		19		19		19		19		19		19		19		19	

Tower 3

Floor	mPD	T3-21	T3-22	T3-23	T3-24	T3-25	T3-26	T3-27	T3-28	T3-29	T3-30	T3-31	T3-32	T3-33	T3-34	T3-35	T3-36	T3-37	T3-38	T3-39	T3-40	T3-41	T3-42
1/F	23.8	40	40	40	40	40	40	40	40	40	40	56	56	56	51	41	41	41	41	41	41	41	59
2/F	27	40	40	40	40	40	40	40	40	40	40	56	56	56	51	41	41	41	41	41	41	41	59
3/F	32.1	40	40	40	40	40	40	40	40	39	39	56	56	56	51	40	41	41	41	41	41	41	59
4/F	33.3	40	40	40	40	40	40	39	39	39	39	56	56	56	51	40	40	41	41	41	41	41	59
5/F	36.4	40	40	40	40	40	39	39	39	39	39	56	56	56	50	40	40	41	41	41	41	41	59
6/F	39.6	40	40	39	40	39	39	39	39	39	39	56	56	56	50	40	40	41	41	41	41	41	59
7/F	42.7	40	39	39	39	39	39	39	39	39	39	56	56	56	50	40	40	40	41	41	41	41	59
8/F	45.9	39	39	39	39	39	39	39	39	39	39	56	56	56	50	40	40	40	41	41	41	41	59
9/F	49	39	39	39	39	39	39	39	39	39	39	56	56	56	50	40	40	40	40	41	41	41	59
10/F	52.2	39	39	39	39	39	39	39	39	39	39	56	56	56	50	40	40	40	40	40	41	41	58
11/F	55.3	39	39	39	39	39	39	39	39	39	39	56	56	55	50	40	40	40	40	40	41	41	58
12/F	58.5	39	39	39	39	39	39	39	39	39	39	56	56	55	50	40	40	40	40	40	40	41	58
13/F	61.6	39	39	39	39	39	39	39	39	39	39	56	56	55	50	40	40	40	40	40	40	40	58
14/F	64.8	39	39	39	39	39	39	39	39	39	39	56	55	55	50	40	40	40	40	40	40	40	58
15/F	67.9	39	39	39	39	39	39	39	39	39	39	56	55	55	50	40	40	40	40	40	40	40	58
16/F	71.1	39	39	39	39	39	39	39	39	39	39	56	55	55	50	40	40	40	40	40	40	40	58
17/F	74.2	39	39	39	39	39	39	39	39	39	39	55	55	55	49	40	40	40	40	40	40	41	58
18/F	77.4	41	41	41	41	41	40	40	40	40	40	55	55	55	50	41	41	42	42	42	42	42	58
19/F	80.5	43	43	43	43	42	42	42	42	42	42	55	55	55	50	43	44	44	44	45	45	45	58
Max. Noise Level		43	43	43	43	42	42	42	42	42	42	56	56	56	51	43	44	44	44	45	45	45	59
No. of NSRs with exceedance		0	0	0	0	0	0	0	0	0	0	0	0	0	0	0	0	0	0	0	0	0	0
No. of Units with exceedance		0			0		0				0				0		0		0		0		
No. of Flat Units		19			19		19				19				19		19		19		19		

Tower 4

Floor	mPD	T4-01	T4-02	T4-03	T4-04	T4-05	T4-06	T4-07	T4-08	T4-09	T4-10	T4-11	T4-12	T4-13	T4-14	T4-15	T4-16	T4-17	T4-18	T4-19
1/F	23.8	68	68	68	68	67	67	68	68	68	68	68	68	68	68	68	68	40	40	40
2/F	27	68	68	68	68	67	68	68	68	68	68	68	68	68	68	68	68	40	40	40
3/F	32.1	68	68	68	68	68	68	68	68	68	68	68	68	68	68	68	68	40	40	40
4/F	33.3	68	68	68	68	68	68	68	68	68	68	68	68	68	68	68	68	40	40	40
5/F	36.4	68	68	68	68	67	68	68	68	68	68	68	68	68	68	68	68	40	40	40
6/F	39.6	68	68	68	68	67	68	68	68	68	68	68	68	68	68	68	68	40	40	40
7/F	42.7	68	68	68	68	67	67	68	68	68	68	68	68	68	68	68	68	40	40	40
8/F	45.9	68	68	68	68	67	67	68	68	68	68	68	68	68	68	68	68	40	40	39
9/F	49	68	68	68	68	67	67	68	68	68	68	68	68	68	68	68	68	40	40	39
10/F	52.2	68	68	68	67	67	67	68	68	68	68	68	68	68	68	68	68	40	39	39
11/F	55.3	68	68	68	67	67	67	68	68	68	68	68	68	68	68	68	68	39	39	39
12/F	58.5	68	68	68	67	67	67	67	68	68	68	68	68	68	68	68	68	39	39	39
13/F	61.6	68	68	68	67	67	67	67	68	68	68	68	68	68	68	68	68	39	39	39
14/F	64.8	68	68	68	67	67	67	67	67	68	68	68	68	68	68	68	68	39	39	39
15/F	67.9	68	68	67	67	67	67	67	67	67	68	68	68	68	68	68	68	39	39	39
16/F	71.1	68	68	67	67	67	67	67	67	67	68	68	68	68	68	68	68	39	39	39
17/F	74.2	68	67	67	67	67	67	67	67	67	68	68	68	68	68	68	68	40	39	39
18/F	77.4	67	67	67	67	67	67	67	67	67	67	68	68	68	68	68	68	41	41	41
19/F	80.5	67	67	67	67	67	67	67	67	67	67	67	67	68	68	68	68	44	44	43
Max. Noise Level		68	68	68	68	68	68	68	68	68	68	68	68	68	68	68	68	44	44	43
No. of NSRs with exceedance		0	0	0	0	0	0	0	0	0	0	0	0	0	0	0	0	0	0	0
No. of Units with exceedance		0		0		0		0		0		0		0		0		0		
No. of Flat Units		19		19		19		19		19		19		19		19		19		

Tower 4

Floor	mPD	T4-20	T4-21	T4-22	T4-23	T4-24	T4-25	T4-26	T4-27	T4-28	T4-29	T4-30	T4-31	T4-32	T4-33	T4-34
1/F	23.8	40	40	40	40	41	43	40	40	40	40	40	40	41	41	41
2/F	27	40	40	40	40	41	43	40	40	40	40	40	40	41	41	41
3/F	32.1	40	40	40	39	41	43	40	40	40	40	40	40	40	41	41
4/F	33.3	40	40	39	39	41	43	40	40	40	40	40	40	40	40	41
5/F	36.4	40	39	39	39	41	43	40	40	40	40	40	40	40	40	40
6/F	39.6	39	39	39	39	41	43	40	40	40	40	40	40	40	40	40
7/F	42.7	39	39	39	39	41	43	39	40	40	40	40	40	40	40	40
8/F	45.9	39	39	39	39	41	43	39	39	40	40	40	40	40	40	40
9/F	49	39	39	39	39	41	43	39	39	40	40	40	40	40	40	40
10/F	52.2	39	39	39	39	41	43	39	39	39	40	40	40	40	40	40
11/F	55.3	39	39	39	39	41	43	39	39	39	39	40	40	40	40	40
12/F	58.5	39	39	39	39	41	43	39	39	39	39	39	40	40	40	40
13/F	61.6	39	39	39	39	41	43	39	39	39	39	39	39	40	40	40
14/F	64.8	39	39	39	39	40	43	39	39	39	39	39	39	40	40	40
15/F	67.9	39	39	39	39	40	43	39	39	39	39	39	39	39	39	40
16/F	71.1	39	39	39	39	40	43	39	39	39	39	39	39	39	39	39
17/F	74.2	39	39	39	39	41	43	39	39	39	40	40	40	40	40	40
18/F	77.4	41	41	40	40	41	43	40	41	41	41	41	41	41	41	41
19/F	80.5	42	42	42	42	42	44	42	42	42	42	43	43	43	43	44
Max. Noise Level		42	42	42	42	42	44	42	42	42	42	43	43	43	43	44
No. of NSRs with exceedance		0	0	0	0	0	0	0	0	0	0	0	0	0	0	0
No. of Units with exceedance		0			0			0				0		0		
No. of Flat Units		19			19			19				19		19		

Tower 5

Floor	mPD	T5-01	T5-02	T5-03	T5-04	T5-05	T5-06	T5-07	T5-08	T5-09	T5-10	T5-11	T5-12	T5-13	T5-14	T5-15	T5-16	T5-17	T5-18	T5-19
1/F	23.8	41	41	41	41	41	41	41	41	41	41	41	41	66	62	69	69	70	70	70
2/F	27	41	41	41	41	41	41	41	41	41	41	41	41	66	63	69	69	70	70	70
3/F	32.1	41	41	41	41	41	41	41	41	41	41	41	41	66	63	69	69	70	70	70
4/F	33.3	41	41	41	41	41	41	41	41	41	41	41	41	66	63	69	69	70	70	70
5/F	36.4	40	41	41	41	41	41	41	41	41	41	41	41	66	63	69	69	70	70	70
6/F	39.6	40	40	40	40	40	40	40	41	41	41	41	41	66	63	69	69	70	70	70
7/F	42.7	40	40	40	40	40	40	40	40	40	40	40	41	66	63	69	69	69	70	70
8/F	45.9	40	40	40	40	40	40	40	40	40	40	40	40	66	63	69	69	69	70	70
9/F	49	40	40	40	40	40	40	40	40	40	40	40	40	66	63	69	69	69	70	70
10/F	52.2	40	40	40	40	40	40	40	40	40	40	40	40	66	63	69	69	69	70	70
11/F	55.3	40	40	40	40	40	40	40	40	40	40	40	40	65	63	69	69	69	69	70
12/F	58.5	40	40	40	40	40	40	40	40	40	40	40	40	65	62	69	69	69	69	70
13/F	61.6	40	40	40	40	40	40	40	40	40	40	40	40	65	62	68	69	69	69	70
14/F	64.8	40	40	40	40	40	40	40	40	40	40	40	40	65	62	68	69	69	69	70
15/F	67.9	40	40	40	40	40	40	40	40	40	40	40	40	65	62	68	69	69	69	70
16/F	71.1	39	39	39	39	39	39	39	40	40	40	40	40	65	62	68	69	69	69	69
17/F	74.2	40	40	40	40	40	40	40	40	40	40	40	40	65	62	68	69	69	69	69
18/F	77.4	41	41	41	41	41	41	41	41	41	41	42	42	65	62	68	68	69	69	69
19/F	80.5	44	44	44	44	44	44	44	44	44	45	45	45	65	62	68	68	69	69	69
Max. Noise Level		44	44	44	44	44	44	44	44	44	45	45	45	66	63	69	69	70	70	70
No. of NSRs with exceedance		0	0	0	0	0	0	0	0	0	0	0	0	0	0	0	0	0	0	0
No. of Units with exceedance		0			0		0		0			0			0			0		
No. of Flat Units		19			19		19		19			19			19			19		

Tower 5

Floor	mPD	T5-20	T5-21	T5-22	T5-23	T5-24	T5-25	T5-26	T5-27	T5-28	T5-29	T5-30	T5-31	T5-32	T5-33
1/F	23.8	70	70	70	70	70	70	70	70	70	70	69	69	69	69
2/F	27	70	70	70	70	70	70	70	70	70	70	69	69	69	69
3/F	30.1	70	70	70	70	70	70	70	70	70	70	69	69	69	69
4/F	33.3	70	70	70	70	70	70	70	70	70	70	69	69	69	69
5/F	36.4	70	70	70	70	70	70	70	70	70	70	69	69	69	69
6/F	39.6	70	70	70	70	70	70	70	70	70	70	69	69	69	68
7/F	42.7	70	70	70	70	70	70	70	70	70	70	69	69	69	68
8/F	45.9	70	70	70	70	70	70	70	70	70	70	69	69	69	68
9/F	49	70	70	70	70	70	70	70	70	70	70	69	69	68	68
10/F	52.2	70	70	70	70	70	70	70	70	70	70	69	69	68	68
11/F	55.3	70	70	70	70	70	70	70	70	70	69	69	69	68	68
12/F	58.5	70	70	70	70	70	70	70	70	70	69	69	68	68	68
13/F	61.6	70	70	70	70	70	70	70	70	70	69	69	68	68	68
14/F	64.8	70	70	70	70	70	70	70	70	70	69	69	68	68	68
15/F	67.9	70	70	70	70	70	70	70	70	70	69	68	68	68	68
16/F	71.1	70	70	70	70	70	70	70	70	69	69	68	68	68	68
17/F	74.2	70	70	70	70	70	70	70	70	69	69	68	68	68	68
18/F	77.4	70	70	70	70	70	70	70	70	69	69	68	68	68	68
19/F	80.5	69	69	70	70	70	70	70	70	69	68	68	68	68	68
Max. Noise Level		70	70	70	70	70	70	70	70	70	70	69	69	69	69
No. of NSRs with exceedance		0	0	0	0	0	0	0	0	0	0	0	0	0	0
No. of Units with exceedance		0		0		0		0				0			
No. of Flat Units		19		19		19		19				19			

Tower 6

Floor	mPD	T6-01	T6-02	T6-03	T6-04	T6-05	T6-06	T6-07	T6-08	T6-09	T6-10	T6-11	T6-12	T6-13	T6-14	T6-15	T6-16	T6-17	T6-18	T6-19	T6-20	T6-21	T6-22	T6-23	T6-24	T6-25
1/F	23.8	70	70	70	70	70	70	70	70	70	70	70	70	70	70	70	69	69	64	53	41	41	42	42	42	42
2/F	27	70	70	70	70	70	70	70	70	70	70	70	70	70	70	70	69	68	64	53	41	41	41	41	41	41
3/F	32.1	70	70	70	70	70	70	70	70	70	70	70	70	70	70	70	69	68	64	53	41	41	41	41	41	41
4/F	33.3	69	70	70	70	70	70	70	70	70	70	70	70	70	70	69	69	68	64	53	41	41	41	41	41	41
5/F	36.4	69	70	70	70	70	70	70	70	70	70	70	70	70	70	69	69	68	63	53	41	41	41	41	41	41
6/F	39.6	69	69	70	70	70	70	70	70	70	70	70	70	70	69	69	69	68	63	53	41	41	41	41	41	41
7/F	42.7	69	69	69	70	70	70	70	70	70	70	70	70	70	69	69	68	68	63	53	41	41	41	41	41	41
8/F	45.9	69	69	69	70	70	70	70	70	70	70	70	70	69	69	69	68	68	63	53	41	41	41	41	41	41
9/F	49	69	69	69	69	70	70	70	70	70	70	70	70	69	69	69	68	68	63	53	41	41	41	41	41	41
10/F	52.2	69	69	69	69	70	70	70	70	70	70	70	70	69	69	69	68	67	63	53	40	40	40	40	41	40
11/F	55.3	69	69	69	69	70	70	70	70	70	70	70	70	69	69	69	68	67	63	53	40	40	40	40	40	40
12/F	58.5	69	69	69	69	70	70	70	70	70	70	70	70	69	69	69	68	67	63	53	40	40	40	40	40	40
13/F	61.6	69	69	69	69	70	70	70	70	70	70	70	70	69	69	68	68	67	63	53	40	40	40	40	40	40
14/F	64.8	69	69	69	69	70	70	70	70	70	70	70	70	69	69	68	68	67	63	53	40	40	40	40	40	40
15/F	67.9	69	69	69	69	70	70	70	70	70	70	70	69	69	68	68	68	67	63	53	40	40	40	40	40	40
16/F	71.1	69	69	69	69	70	70	70	70	70	70	70	69	69	68	68	68	67	63	53	40	40	40	40	40	40
17/F	74.2	69	69	69	69	70	70	70	70	70	70	70	69	68	68	68	68	67	63	53	40	40	40	40	40	40
18/F	77.4	69	69	69	69	70	70	70	70	70	70	70	69	68	68	68	67	67	63	53	42	42	42	42	42	42
19/F	80.5	68	69	69	69	70	70	70	70	70	70	70	69	68	68	68	67	67	63	53	45	44	44	45	45	45
Max. Noise Level		70	70	70	70	70	70	70	70	70	70	70	70	70	70	70	69	69	64	53	45	44	44	45	45	45
No. of NSRs with exceedance		0	0	0	0	0	0	0	0	0	0	0	0	0	0	0	0	0	0	0	0	0	0	0	0	0
No. of Units with exceedance		0				0					0		0		0		0		0			0			0	
No. of Flat Units		19				19					19		19		19		19		19			19			19	

Tower 7

Floor	mPD	T7-01	T7-02	T7-03	T7-04	T7-05	T7-06	T7-07	T7-08	T7-09	T7-10	T7-11	T7-12	T7-13	T7-14	T7-15	T7-16	T7-17	T7-18	T7-19
1/F	23.8	42	41	41	41	41	41	40	46	49	40	40	42	42	40	40	42	42	42	53
2/F	27	41	41	41	41	41	41	40	46	49	40	40	42	42	40	40	42	42	42	54
3/F	32.1	41	41	41	41	41	41	40	46	49	40	40	42	42	40	40	42	42	42	55
4/F	33.3	41	41	41	41	41	40	40	46	49	40	40	42	42	40	40	42	42	42	55
5/F	36.4	41	41	41	41	40	40	40	46	49	40	39	42	42	39	39	42	42	42	55
6/F	39.6	41	41	41	40	40	40	40	46	49	39	39	42	42	39	39	42	42	42	55
7/F	42.7	41	41	41	40	40	40	40	46	49	39	39	42	41	39	39	42	42	42	55
8/F	45.9	41	41	40	40	40	40	40	46	49	39	39	42	41	39	39	42	42	42	55
9/F	49	41	41	40	40	40	40	40	46	49	39	39	42	41	39	39	42	42	42	55
10/F	52.2	40	40	40	40	40	40	40	46	49	39	39	42	41	39	39	42	42	42	56
11/F	55.3	40	40	40	40	40	40	39	46	49	39	39	42	41	39	39	42	42	42	57
12/F	58.5	40	40	40	40	40	40	39	46	49	39	39	42	41	39	39	42	42	42	57
13/F	61.6	40	40	40	40	40	39	39	46	49	39	39	42	41	39	39	41	42	42	57
14/F	64.8	40	40	40	40	39	39	39	46	49	39	39	42	41	39	39	41	41	41	57
15/F	67.9	40	40	40	39	39	39	39	46	49	39	39	42	41	38	39	41	41	41	57
16/F	71.1	40	40	40	39	39	39	39	46	49	38	38	41	41	38	39	41	41	41	57
17/F	74.2	40	40	40	39	39	39	39	46	49	39	39	42	41	39	39	42	42	42	57
18/F	77.4	42	42	42	41	41	41	41	46	49	40	40	43	42	41	41	43	43	43	57
19/F	80.5	45	45	45	44	44	43	43	47	49	43	43	44	44	44	44	45	46	46	57
Max. Noise Level		45	45	45	44	44	43	43	47	49	43	43	44	44	44	44	45	46	46	57
No. of NSRs with exceedance		0	0	0	0	0	0	0	0	0	0	0	0	0	0	0	0	0	0	0
No. of Units with exceedance		0			0			0			0			0			0			
No. of Flat Units		19			19			19			19			19			19			

Tower 7

Floor	mPD	T7-20	T7-21	T7-22	T7-23	T7-24	T7-25	T7-26	T7-27	T7-28	T7-29	T7-30	T7-31	T7-32	T7-33	T7-34	T7-35
1/F	23.8	68	68	68	68	69	69	69	69	69	70	70	70	70	70	69	66
2/F	27	68	68	69	69	69	69	69	69	69	70	70	70	70	70	69	66
3/F	32.1	68	68	69	69	69	69	69	69	69	70	70	70	70	70	69	66
4/F	33.3	68	68	69	69	69	69	69	69	69	70	70	70	70	70	69	66
5/F	36.4	68	68	69	69	69	69	69	69	69	69	70	69	69	70	69	66
6/F	39.6	68	68	68	69	69	69	69	69	69	69	69	69	69	69	69	66
7/F	42.7	68	68	68	69	69	69	69	69	69	69	69	69	69	69	69	66
8/F	45.9	68	68	68	69	69	69	69	69	69	69	69	69	69	69	69	66
9/F	49	68	68	68	68	69	69	69	69	69	69	69	69	69	69	69	66
10/F	52.2	68	68	68	68	68	69	69	69	69	69	69	69	69	69	69	66
11/F	55.3	68	68	68	68	68	69	69	69	69	69	69	69	69	69	69	66
12/F	58.5	68	68	68	68	68	68	69	69	69	69	69	69	69	69	69	66
13/F	61.6	68	68	68	68	68	68	68	69	69	69	69	69	69	69	69	66
14/F	64.8	68	68	68	68	68	68	68	68	69	69	69	69	69	69	69	66
15/F	67.9	68	68	68	68	68	68	68	68	68	69	69	69	69	69	69	66
16/F	71.1	68	68	68	68	68	68	68	68	68	68	69	69	69	69	68	65
17/F	74.2	68	68	68	68	68	68	68	68	68	68	68	68	68	69	68	65
18/F	77.4	68	68	68	68	68	68	68	68	68	68	68	68	68	68	68	65
19/F	80.5	68	68	68	68	68	68	68	68	68	68	68	68	68	68	68	65
Max. Noise Level		68	68	69	69	69	69	69	69	69	70	70	70	70	70	69	66
No. of NSRs with exceedance		0	0	0	0	0	0	0	0	0	0	0	0	0	0	0	0
No. of Units with exceedance		0				0		0		0		0		0		0	
No. of Flat Units		19				19		19		19		19		19		19	

Summary of residential towers

Max. Noise Level	70
Total no. of Noise Exceedance Flats	0
Total no. of Flats	1995
Compliance Rate	100%

Notes:

Noise Exceedances
Nosie criteria at general NSRs = 70 dB(A)

Acoustic Window (Baffle Type)
Enhanced Acoustic Balcony (Baffle Type)

Room is excluded from the 1st residential floor

Remarks:
Referring to the forecasted traffic data, since some roads have higher traffic data at AM peak scenario, but some other roads have higher traffic data in PM peak scenario, both AM and PM peak scenarios have been assessed in this study.
In order to present the worst noise level of each NSR, the maximum noise level of each NSR among the two peak scenarios will be adopted and presented in the detailed traffic noise results.

Appendix 2-7 Schedule of Traffic Noise Mitigation Measures

Schedule of Noise Mitigation Measures

NSR	Tower	Room	Floor Level	Proposed Noise Mitigation Measures
T1-02	1	LIV/DIN	1/F-5/F	Enhanced Acoustic Balcony (Baffle Type)
T1-03	1	BR	1/F-8/F	Acoustic Window (Baffle Type)
T1-04	1	LIV/DIN	1/F-10/F	Enhanced Acoustic Balcony (Baffle Type)
T1-05	1	LIV/DIN	1/F-11/F	Enhanced Acoustic Balcony (Baffle Type)
T1-06	1	BR	1/F-11/F	Acoustic Window (Baffle Type)
T1-07	1	BR	1/F-14/F	Acoustic Window (Baffle Type)
T1-08	1	LIV/DIN	1/F-16/F	Enhanced Acoustic Balcony (Baffle Type)
T1-09	1	LIV/DIN	1/F-17/F	Enhanced Acoustic Balcony (Baffle Type)
T1-10	1	BR	1/F-18/F	Acoustic Window (Baffle Type)
T1-11	1	LIV/DIN	2/F-19/F	Enhanced Acoustic Balcony (Baffle Type)
T1-12	1	BR	2/F-19/F	Acoustic Window (Baffle Type)
T1-13	1	BR	2/F-20/F	Acoustic Window (Baffle Type)
T2-25	2	LIV/DIN	1/F-4/F	Enhanced Acoustic Balcony (Baffle Type)
T2-26	2	BR	1/F-6/F	Acoustic Window (Baffle Type)
T2-27	2	BR	1/F-12/F	Acoustic Window (Baffle Type)
T2-28	2	BR	1/F-21/F	Acoustic Window (Baffle Type)
T2-29	2	BR	1/F-22/F	Acoustic Window (Baffle Type)
T2-30	2	BR	1/F-16/F	Acoustic Window (Baffle Type)
T2-31	2	LIV/DIN	1/F-11/F	Enhanced Acoustic Balcony (Baffle Type)
T2-32	2	BR	1/F-10/F	Acoustic Window (Baffle Type)
T2-33	2	LIV/DIN	1/F-9/F	Enhanced Acoustic Balcony (Baffle Type)
T2-34	2	BR	1/F-8/F	Acoustic Window (Baffle Type)
T2-35	2	BR	1/F-8/F	Acoustic Window (Baffle Type)
T2-36	2	BR	1/F-7/F	Acoustic Window (Baffle Type)
T3-01	3	BR	1/F-5/F	Acoustic Window (Baffle Type)
T3-02	3	LIV/DIN	1/F-5/F	Enhanced Acoustic Balcony (Baffle Type)
T3-03	3	LIV/DIN	1/F-4/F	Enhanced Acoustic Balcony (Baffle Type)
T5-20	5	LIV/DIN	1/F-2/F	Enhanced Acoustic Balcony (Baffle Type)
T5-21	5	BR	1/F-3/F	Acoustic Window (Baffle Type)
T5-22	5	BR	1/F-7/F	Acoustic Window (Baffle Type)
T5-23	5	LIV/DIN	1/F-13/F	Enhanced Acoustic Balcony (Baffle Type)
T5-24	5	LIV/DIN	1/F-16/F	Enhanced Acoustic Balcony (Baffle Type)
T5-25	5	BR	1/F-18/F	Acoustic Window (Baffle Type)
T5-26	5	BR	1/F-15/F	Acoustic Window (Baffle Type)
T5-27	5	BR	1/F-15/F	Acoustic Window (Baffle Type)
T5-28	5	BR	1/F-2/F	Acoustic Window (Baffle Type)
T6-05	6	LIV/DIN	1/F-9/F	Enhanced Acoustic Balcony (Baffle Type)
T6-06	6	BR	1/F-12/F	Acoustic Window (Baffle Type)
T6-07	6	BR	1/F-17/F	Acoustic Window (Baffle Type)
T6-08	6	BR	1/F-19/F	Acoustic Window (Baffle Type)
T6-09	6	BR	1/F-19/F	Acoustic Window (Baffle Type)
T6-10	6	BR	1/F-16/F	Acoustic Window (Baffle Type)
T6-11	6	LIV/DIN	1/F-11/F	Enhanced Acoustic Balcony (Baffle Type)
T6-12	6	LIV/DIN	1/F-6/F	Enhanced Acoustic Balcony (Baffle Type)
T6-13	6	BR	1/F	Acoustic Window (Baffle Type)

Note: LIV./DIN.: Living Room/Dining Room
BR: Bedroom

Appendix 2-8 Photo Record of Acoustic Panel of Austin Road West



Acoustic Panel adopted at covered tunnel portion near the Arch and from opposite facades at the northern side of Austin Road West, clouded in red

Appendix 3-1 Extracted Information of the approved Environmental Review (ER)

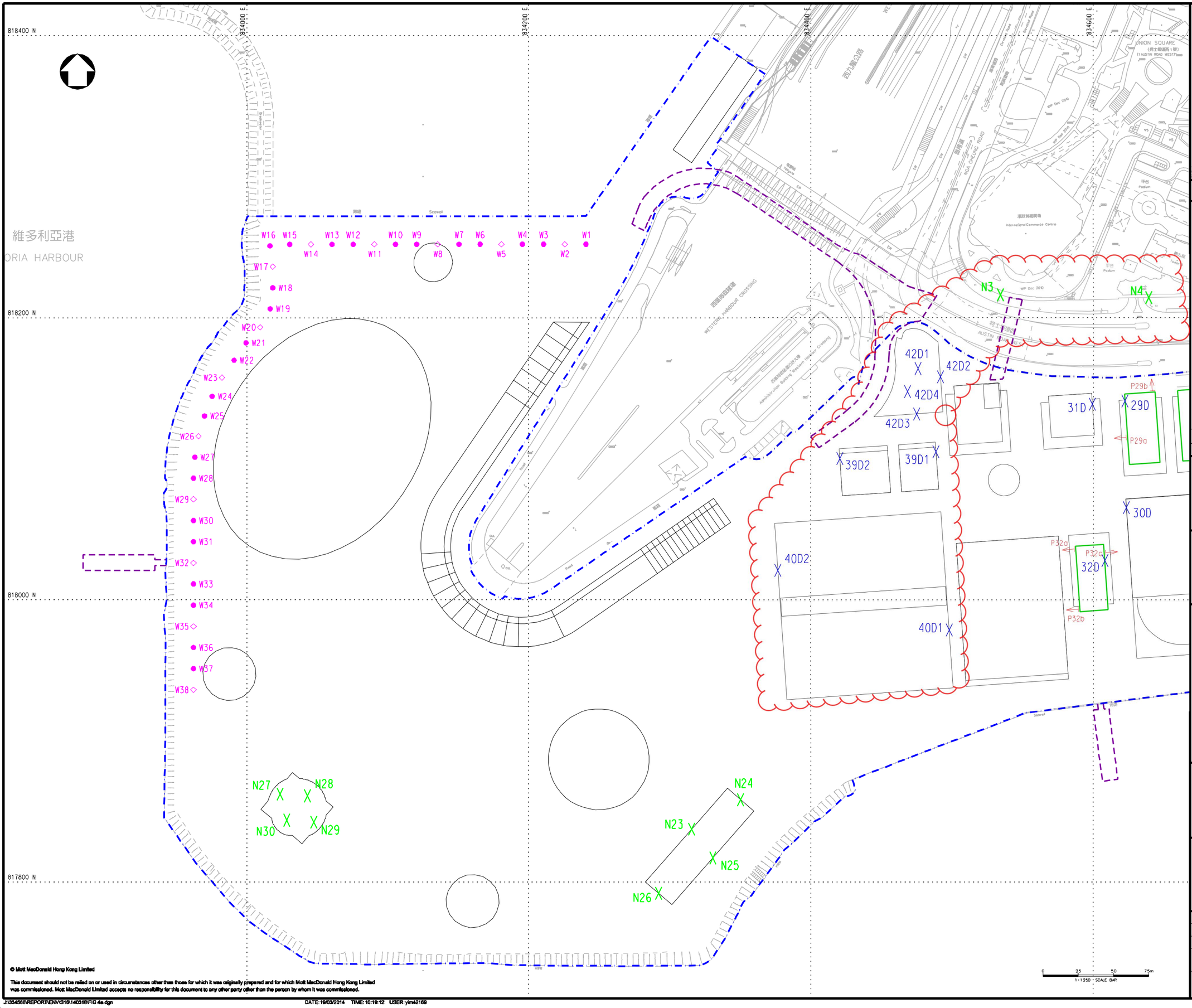

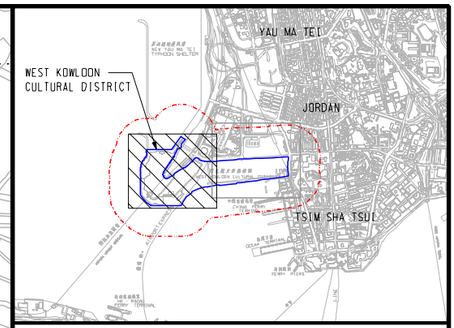

KEY PLAN

LEGEND:

- PROJECT BOUNDARY
- EXTERNAL CONNECTIONS (INDICATIVE SUBJECT TO FUTURE DESIGN & ARRANGEMENT)
- 300m STUDY AREA
- TYPICAL RESIDENTIAL FLOOR
- P32a — NOISE SENSITIVE RECEIVERS (PLANNED) FOR FIXED PLANT NOISE ASSESSMENT
- EXISTING FIXED PLANT NOISE SOURCE
- VENTILATION OPENINGS WITHIN WKCD
- OUTDOOR THEATRE / AMPHITHEATRE
- PROPOSED LARGE WIND TURBINE
- PROPOSED SMALL WIND TURBINE

Rev	Date	Drawn	Description	Ch'k'd	App'd
P1	MAR 14	MING	FIRST ISSUE	HL	AFK

Client

WEST KOWLOON CULTURAL DISTRICT AUTHORITY

Mott MacDonald
20/F Two Landmark East
100 How Ming Street
Kwun Tong, Kowloon
Hong Kong
T +852 2828 5757
F +852 2827 1823
W www.mottmac.com.hk

Project

SECTION 16 PLANNING APPLICATION FOR PROPOSED MINOR RELAXATION OF GROSS FLOOR AREA AND BUILDING HEIGHT RESTRICTIONS FOR WEST KOWLOON CULTURAL DISTRICT, HONG KONG

Title

LOCATIONS OF NOISE SENSITIVE RECEIVERS (NSRs) AND NOISE SOURCES FOR FIXED PLANT NOISE IMPACT ASSESSMENT (SHEET 1 OF 2)

Designed	HL		Eng check	ST	
Drawn	MING		Coordination	EC	
Dwg check	HL		Approved	AFK	
Scale at A1 1:1250		Status PRE		Rev P1	

Drawing Number

FIGURE 4a

© Mott MacDonald Hong Kong Limited

This document should not be relied on or used in circumstances other than those for which it was originally prepared and for which Mott MacDonald Hong Kong Limited was commissioned. Mott MacDonald Limited accepts no responsibility for this document to any other party other than the person by whom it was commissioned.

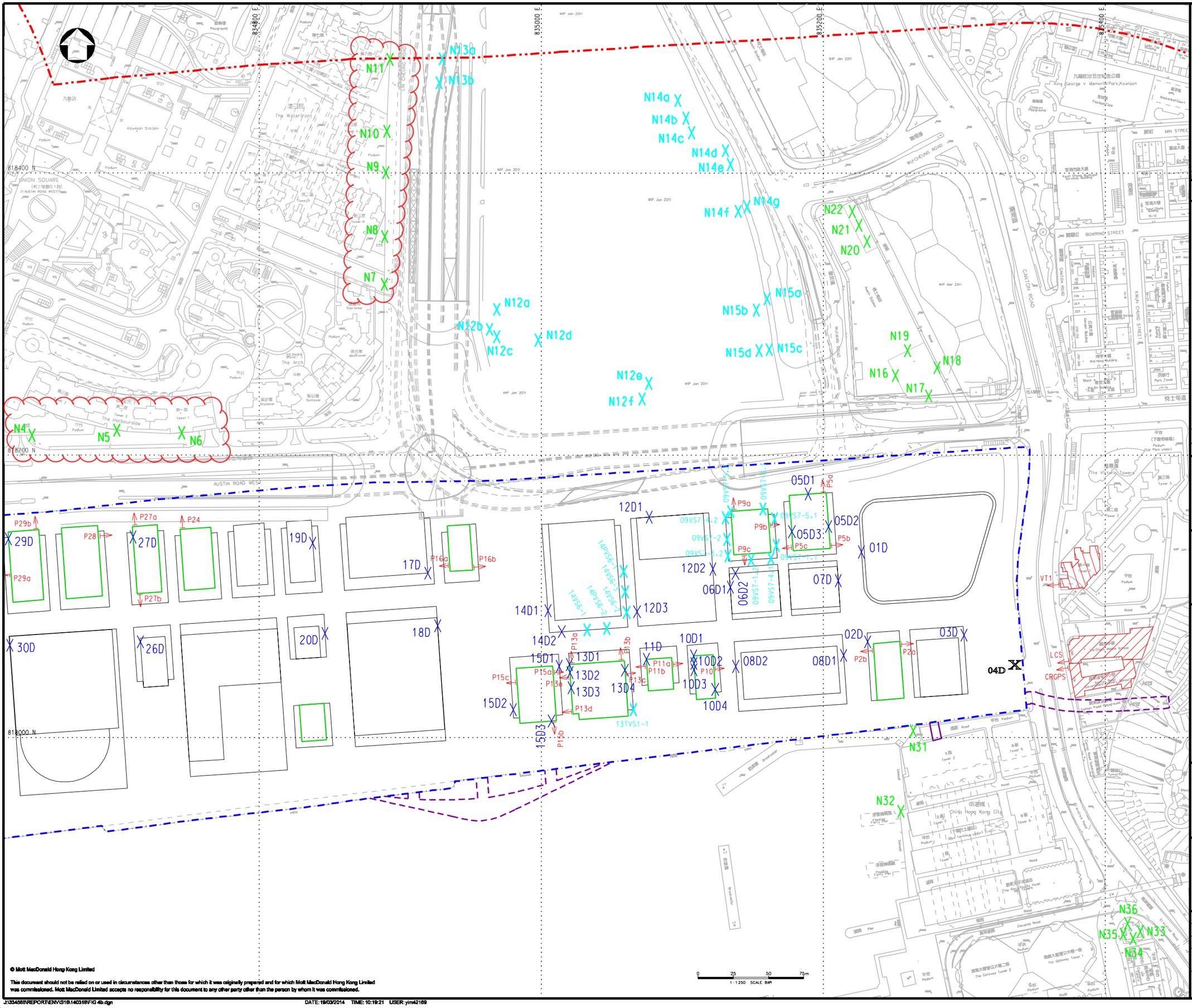

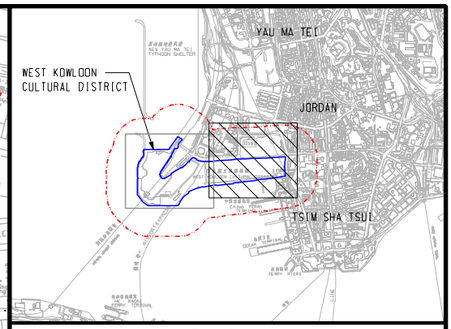

KEY PLAN

LEGEND:

- PROJECT BOUNDARY
- EXTERNAL CONNECTIONS (INDICATIVE SUBJECT TO FUTURE DESIGN & ARRANGEMENT)
- 300m STUDY AREA
- TYPICAL RESIDENTIAL FLOOR
- P28 NOISE SENSITIVE RECEIVERS (PLANNED) FOR FIXED PLANT NOISE ASSESSMENT
- EXISTING FIXED PLANT NOISE SOURCE
- WEST KOWLOON TERMINUS VENTILATION OPENINGS
- VENTILATION OPENINGS WITHIN WKCD
- OUTDOOR THEATRE / AMPHITHEATRE

Rev	Date	Drawn	Description	Ch'k'd	App'd
P1	MAR 14	MING	FIRST ISSUE	HL	AFK

Client

WEST KOWLOON CULTURAL DISTRICT AUTHORITY

Mott MacDonald
20/F Two Landmark East
100 How Ming Street
Kwun Tong, Kowloon
Hong Kong
T +852 2828 5757
F +852 2827 1823
W www.mottmac.com.hk

Project

SECTION 16 PLANNING APPLICATION FOR PROPOSED MINOR RELAXATION OF GROSS FLOOR AREA AND BUILDING HEIGHT RESTRICTIONS FOR WEST KOWLOON CULTURAL DISTRICT, HONG KONG

Title

LOCATIONS OF NOISE SENSITIVE RECEIVERS (NSRs) AND NOISE SOURCES FOR FIXED PLANT NOISE IMPACT ASSESSMENT (SHEET 2 OF 2)

Designed	HL		Eng check	ST	
Drawn	MING		Coordination	EC	
Dwg check	HL		Approved	AFK	

Scale at A1	Status	Rev
1:1250	PRE	P1

Drawing Number

FIGURE 4b

© Mott MacDonald Hong Kong Limited

This document should not be relied on or used in circumstances other than those for which it was originally prepared and for which Mott MacDonald Hong Kong Limited was commissioned. Mott MacDonald Limited accepts no responsibility for this document to any other party other than the person by whom it was commissioned.

Fixed Flant Noise Assessment for Daytime Period

NSR ID	NSR Description	Fixed Plant Source	Source ID	*Source Height (mPD)	^SWL, dB(A)	Receiver Height (mPD)	Distance (m)	Distance Attenuation dB(A)	Tonality Correction dB(A)	#Screening Correction dB(A)	Facade Correction dB(A)	SPL, $L_{eq(30min)}$, dB(A)	Resultant SPL, $L_{eq(30min)}$, dB(A)	^Noise Criteria, dB(A)
P16a	Planned Residential Development within WKCD	Existing Louvers along Austin Road West	N3	13.5	95	31.6	411	-60	0	0	3	37		
			N4	13.0	93	31.6	310	-58	0	0	3	38		
			N5	17.3	93	31.6	254	-56	0	0	3	40		
			N6	12.0	88	31.6	209	-54	0	0	3	36		
		Existing Louvers along Lin Cheung Road	N7	7.8	92	31.6	206	-54	0	0	3	41		
			N8	10.3	96	31.6	238	-56	0	0	3	43		
			N9	10.3	95	31.6	283	-57	0	0	3	41		
			N10	8.3	95	31.6	312	-58	0	0	3	40		
			N11	10.8	107	31.6	362	-59	0	0	3	51		
		Louvers of XRL West Kowloon Terminus	N12a	31.6	88	31.6	185	-53	0	0	3	38		
			N12b	31.6	88	31.6	170	-53	0	0	3	38		
			N12c	31.6	88	31.6	166	-52	0	0	3	39		
			N12d	31.6	88	31.6	172	-53	0	0	3	38		
			N12e	31.6	89	31.6	192	-54	0	0	3	38		
			N12f	31.6	89	31.6	181	-53	0	0	3	39		
			N13a	31.6	88	31.6	359	-59	0	0	3	32		
			N13b	31.6	88	31.6	342	-59	0	0	3	32		
			N14a	31.6	89	31.6	367	-59	0	0	3	33		
			N14b	31.6	89	31.6	359	-59	0	0	3	33		
			N14c	31.6	89	31.6	352	-59	0	0	3	33		
			N14d	31.6	89	31.6	353	-59	0	0	3	33		
			N14e	31.6	89	31.6	347	-59	0	0	3	33		
			N14f	31.6	89	31.6	324	-58	0	0	3	34		
			N14g	31.6	89	31.6	331	-58	0	0	3	34		
			N15a	31.6	89	31.6	295	-57	0	0	3	35		
			N15b	31.6	89	31.6	284	-57	0	0	3	35		
			N15c	31.6	89	31.6	274	-57	0	0	3	35		
			N15d	31.6	89	31.6	268	-57	0	0	3	35		
		Louvers of Austin Station	N16	21.3	78	31.6	344	-59	0	0	3	22		
			N17	21.3	72	31.6	361	-59	0	0	3	16		
			N18	21.3	72	31.6	374	-59	0	-10	3	6		
			N19	21.3	78	31.6	359	-59	0	-10	3	12		
		Fixed Plants of Austin Station	N20	19.3	73	31.6	375	-59	0	0	3	17		
			N21	19.3	73	31.6	378	-60	0	0	3	16		
			N22	19.3	73	31.6	381	-60	0	0	3	16		
		Fixed Plants of Kowloon Station Tunnel Ventilation Building	N23	31.6	99	31.6	681	-65	0	-10	3	27		
			N24	31.6	99	31.6	641	-64	0	-10	3	28		
			N25	31.6	99	31.6	676	-65	0	-10	3	27		
			N26	31.6	99	31.6	722	-65	0	-10	3	27		
		Western Harbour Crossing Tunnel Ventilation Building	N27	31.6	97	31.6	947	-68	0	-10	3	22		
			N28	31.6	97	31.6	929	-67	0	-10	3	22		
			N29	31.6	97	31.6	930	-67	0	-10	3	22		
			N30	31.6	97	31.6	948	-68	0	-10	3	22		
		Louvers of China Harbour City	N31	8.7	95	31.6	351	-59	0	-10	3	29		
		China Ferry Terminal	N32	31.6	99	31.6	365	-59	0	-10	3	33		
		Canton Road Plant Building	N33	31.6	105	31.6	555	-63	0	-10	3	35		
			N34	31.6	110	31.6	553	-63	0	-10	3	40		
			N35	31.6	105	31.6	545	-63	0	-10	3	35		
			N36	31.6	104	31.6	545	-63	0	-10	3	34		
		Ventilation Openings of Parcel 1 within WKCD for Underpass Section and Basement Facilities	01D	15.4	85	31.6	293	-57	0	-10	3	21		
		Ventilation Openings of Parcel 2 within WKCD for Underpass Section and Basement Facilities	02D	15.4	82	31.6	302	-58	0	-10	3	17		
		Ventilation Openings of Parcel 3 within WKCD for Underpass Section and Basement Facilities	03D	13.2	80	31.6	369	-59	0	-10	3	14		
		Ventilation Openings of Parcel 4 within WKCD for Underpass Section and Basement Facilities	04D	11.0	0	31.6	405	-60	0	-10	3	0		
		Ventilation Openings of Parcel 5 within WKCD for Underpass Section and Basement Facilities	05D1	15.4	83	31.6	261	-56	0	0	3	30		
			05D2	15.4	83	31.6	271	-57	0	-10	3	19		
			05D3	15.4	83	31.6	245	-56	0	-10	3	20		
		Ventilation Openings of Parcel 6 within WKCD for Underpass Section and Basement Facilities	06D1	15.4	85	31.6	201	-54	0	-10	3	24		
			06D2	15.4	85	31.6	204	-54	0	-10	3	24		
		Ventilation Openings of Parcel 7 within WKCD for Underpass Section and Basement Facilities	07D	15.4	87	31.6	277	-57	0	-10	3	23		
		Ventilation Openings of Parcel 8 within WKCD for Underpass Section and Basement Facilities	08D1	15.4	80	31.6	288	-57	0	-10	3	16		
			08D2	15.4	80	31.6	217	-55	0	-10	3	18		
		West Kowloon Terminus Ventilation Opening at Parcel 9 of WKCD	09VS7-4.1	24.0	77	31.6	229	-55	0	-10	3	15		
			09VS7-4.2	24.0	77	31.6	199	-54	0	-10	3	16		
			09VS7-5.1	24.0	77	31.6	234	-55	0	-10	3	15		
			09VS7-5.2	24.0	77	31.6	204	-54	0	0	3	26		
			09VS7-1.1	24.0	77	31.6	233	-55	0	-10	3	15		
			09VS7-1.2	24.0	77	31.6	215	-55	0	-10	3	15		
			09VS7-2	24.0	77	31.6	198	-54	0	-10	3	16		
			09VS7-3.1	24.0	77	31.6	227	-55	0	0	3	25		
			09VS7-3.2	24.0	77	31.6	198	-54	0	-10	3	16		
		Ventilation Openings of Parcel 10 within WKCD for Underpass Section and Basement Facilities	10D1	22.1	78	31.6	185	-53	0	-10	3	18		
			10D2	15.4	78	31.6	188	-53	0	-10	3	18		
			10D3	22.1	78	31.6	189	-54	0	-10	3	17		
			10D4	15.4	78	31.6	209	-54	0	-10	3	17		
		Ventilation Openings of Parcel 11 within WKCD for Underpass Section and Basement Facilities	11D	15.4	77	31.6	156	-52	0	-10	3	18		
		Ventilation Openings of Parcel 12 within WKCD for Underpass Section and Basement Facilities	12D1	15.4	85	31.6	147	-51	0	0	3	37		
			12D2	15.4	85	31.6	188	-53	0	-10	3	25		
			12D3	15.4	85	31.6	139	-51	0	-10	3	27		
		Ventilation Openings of Parcel 13 within WKCD for Underpass Section and Basement Facilities	13D1	17.2	79	31.6	112	-49	0	-10	3	23		
			13D2	17.2	79	31.6	116	-49	0	-10	3	23		
			13D3	15.4	79	31.6	124	-50	0	-10	3	22		
			13D4	15.4	79	31.6	146	-51	0	-10	3	21		
		West Kowloon Terminus Ventilation Opening at Parcel 13 of WKCD	13TVS1-1	22.6	83	31.6	167	-52	0	-10	3	24		
		Ventilation Openings of Parcel 14 within WKCD for Underpass Section and Basement Facilities	14D1	23.2	85	31.6	78	-46	0	-5	3	37		
			14D2	23.2	85	31.6	93	-47	0	-10	3	31		
		West Kowloon Terminus Ventilation Opening at Parcel 14 of WKCD	14VS6-1	23.2	80	31.6	109	-49	0	-10	3	24		
			14VS6-2	23.2	80	31.6	131	-50	0	-10	3	23		
			14VS6-3	23.2	80	31.6	127	-50	0	-10	3	23		
			14PVS6-1	23.2	78	31.6	125	-50	0	-10	3	21		
			14PVS6-2	23.2	77	31.6	121	-50	0	-10	3	20		
		Ventilation Openings of Parcel 15 within WKCD for Underpass Section and Basement Facilities	15D1	15.4	85	31.6	107	-49	0	-10	3	29		
			15D2	15.4	85	31.6	113	-49	0	-5	3	34		
			15D3	15.4	85	31.6	133	-50	0	-10	3	28		
		Ventilation Openings of Parcel 17 within WKCD for Underpass Section and Basement Facilities	17D	15.4	87	31.6	23	-35	0	-5	3	50		
		Ventilation Openings of Parcel 18 within WKCD for Underpass Section and Basement Facilities	18D	15.4	87	31.6	46	-41	0	-5	3	44		
		Ventilation Openings of Parcel 19 within WKCD for Underpass Section and Basement Facilities	19D	15.4	86	31.6	99	-48	0	-5	3	36		
		Ventilation Openings of Parcel 20 within WKCD for Underpass Section and Basement Facilities	20D	15.4	86	31.6	101	-48	0	-5	3	36		
		Ventilation Openings of Parcel 26 within WKCD for Underpass Section and Basement Facilities	26D	15.4	87	31.6	225	-55	0	-5	3	30		
		Ventilation Openings of Parcel 27 within WKCD for Underpass Section and Basement Facilities	27D	15.4	87	31.6	225	-55	0	-5	3	30		
		Ventilation Openings of Parcel 29 within WKCD for Underpass Section and Basement Facilities	29D	15.4	87	31.6	313	-58	0	-5	3	27		
		Ventilation Openings of Parcel 30 within WKCD for Underpass Section and Basement Facilities	30D	15.4	84	31.6	316	-58	0	-10	3	19		
		Ventilation Openings of Parcel 31 within WKCD for Underpass Section and Basement Facilities	31D	15.4	86	31.6	336	-59	0	-5	3	25		
		Ventilation Openings of Parcel 32 within WKCD for Underpass Section and Basement Facilities	32D	15.4	85	31.6	340	-59	0	-10	3	19		
		Ventilation Openings of Parcel 39 within WKCD for Underpass Section and Basement Facilities	39D1	15.4	98	31.6	443	-61	0	-10	3	30		
			39D2	15.4	98	31.6	523	-62	0	-10	3	29		
		Ventilation Openings of Parcel 40 within WKCD for Underpass Section and Basement Facilities	40D1	15.4	98	31.6	457	-61	0	-10	3	30		
			40D2	15.4	98	31.6	567	-63	0	-10	3	28		
		Ventilation Openings of Parcel 42 within WKCD for CLP Electricity Substation	42D1	31.6	98	31.6	460	-61	0	0	3	40		
			42D2	31.6	98	31.6	444	-61	0	0	3	40		
			42D3	31.6	98	31.6	459	-61	0	-5	3	35		
			42D4	31.6	98	31.6	466	-61	0	-5	3	35		
		Proposed Small Wind Trubine	W1	31.6	82	31.6	706	-65	0	-10	3	10		
		Proposed Large Wind Turbine	W2	31.6	82	31.6	721	-65	0	-10	3	10		
		Proposed Small Wind Trubine	W3	31.6	82	31.6	735	-65	0	-10	3	10		
		Proposed Small Wind Trubine	W4	31.6	82	31.6	750	-66	0	-10	3	9		
		Proposed Large Wind Turbine	W5	31.6	82	31.6	765	-66	0	-10	3	9		
		Proposed Small Wind Trubine	W6	31.6	82	31.6	780	-66	0	-10	3	9		
		Proposed Small Wind Trubine	W7	31.6	82	31.6	795	-66	0	-10	3	9		
		Proposed Large Wind Turbine	W8	31.6	82	31.6	809	-66	0	-10	3	9		
		Proposed Small Wind Trubine	W9	31.6	82	31.6	824	-66	0	-10	3	9		
		Proposed Small Wind Trubine	W10	31.6	82	31.6	839	-66	0	-10	3	9		
		Proposed Large Wind Turbine	W11	31.6	82	31.6	854	-67	0	-10	3	8		
		Proposed Small Wind Trubine	W12	31.6	82	31.6	869	-67	0	-10	3	8		
		Proposed Small Wind Trubine	W13	31.6	82	31.6	883	-67	0	-10	3	8		
		Proposed Large Wind Turbine	W14	31.6	82	31.6	898	-67	0	-10	3	8		
		Proposed Small Wind Trubine	W15	31.6	82	31.6	913	-67	0	-10	3	8		
		Proposed Small Wind Trubine	W16	31.6	82	31.6	927	-67	0	-10	3	8		
		Proposed Large Wind Turbine	W17	31.6	82	31.6	923	-67	0	-10	3	8		
		Proposed Small Wind Trubine	W18	31.6	82	31.6	921	-67	0	-10	3	8		
		Proposed Small Wind Trubine	W19	31.6	82	31.6	921	-67	0	-10	3	8		
		Proposed Large Wind Turbine	W20	31.6	82	31.6	927	-67	0	-10	3	8		
		Proposed Small Wind Trubine	W21	31.6	82	31.6	937	-67	0	-10	3	8		
		Proposed Small Wind Trubine	W22	31.6	82	31.6	944	-68	0	-10	3	7		
		Proposed Large Wind Turbine	W23	31.6	82	31.6	953	-68	0	-10	3	7		
		Proposed Small Wind Trubine	W24	31.6	82	31.6	959	-68	0	-10	3	7		
		Proposed Small Wind Trubine	W25	31.6	82	31.6	964	-68	0	-10	3	7		
		Proposed Large Wind Turbine	W26	31.6	82	31.6	968	-68	0	-10	3	7		
		Proposed Small Wind Trubine	W27	31.6	82	31.6	971	-68	0	-10	3	7		
		Proposed Small Wind Trubine	W28	31.6	82	31.6	973	-68	0	-10	3	7		
		Proposed Large Wind Turbine	W29	31.6	82	31.6	973	-68	0	-10	3	7		
		Proposed Small Wind Trubine	W30	31.6	82	31.6	974	-68	0	-10	3	7		
		Proposed Small Wind Trubine	W31	31.6	82	31.6	975	-68	0	-10	3	7		
		Proposed Large Wind Turbine	W32	31.6	82	31.6	977	-68	0	-10	3	7		
		Proposed Small Wind Trubine	W33	31.6	82	31.6	978	-68	0	-10	3	7		
		Proposed Small Wind Trubine	W34	31.6	82	31.6	980	-68	0	-10	3	7		
		Proposed Large Wind Turbine	W35	31.6	82	31.6	982	-68	0	-10	3	7		
		Proposed Small Wind Trubine	W36	31.6	82	31.6	984	-68	0	-10	3	7		
		Proposed Small Wind Trubine	W37	31.6	82	31.6	987	-68	0	-10	3	7		
		Proposed Large Wind Turbine	W38	31.6	82	31.6	990	-68	0	-10	3	7	57	60

Fixed Flant Noise Assessment for Night-time Period

NSR ID	NSR Description	Fixed Plant Source	Source ID	*Source Height (mPD)	^SWL, dB(A)	Receiver Height (mPD)	Distance (m)	Distance Attenuation dB(A)	Tonality Correction dB(A)	#Screening Correction dB(A)	Facade Correction dB(A)	SPL, $L_{eq(30min)}$, dB(A)	Resultant SPL, $L_{eq(30min)}$, dB(A)	^Noise Criteria, dB(A)
P16a	Planned Residential Development within WKCD	Existing Louvers along Austin Road West	N3	13.5	93	31.6	411	-60	0	0	3	36		
			N4	13.0	88	31.6	310	-58	0	0	3	33		
			N5	17.3	89	31.6	254	-56	0	0	3	36		
			N6	12.0	85	31.6	209	-54	0	0	3	33		
		Existing Louvers along Lin Cheung Road	N7	7.8	0	31.6	206	-54	0	0	3	0		
			N8	10.3	0	31.6	238	-56	0	0	3	0		
			N9	10.3	0	31.6	283	-57	0	0	3	0		
			N10	8.3	0	31.6	312	-58	0	0	3	0		
			N11	10.8	0	31.6	362	-59	0	0	3	0		
		Louvers of XRL West Kowloon Terminus	N12a	31.6	78	31.6	185	-53	0	0	3	28		
			N12b	31.6	78	31.6	170	-53	0	0	3	28		
			N12c	31.6	78	31.6	166	-52	0	0	3	29		
			N12d	31.6	78	31.6	172	-53	0	0	3	28		
			N12e	31.6	79	31.6	192	-54	0	0	3	28		
			N12f	31.6	79	31.6	181	-53	0	0	3	29		
			N13a	31.6	78	31.6	359	-59	0	0	3	22		
			N13b	31.6	78	31.6	342	-59	0	0	3	22		
			N14a	31.6	79	31.6	367	-59	0	0	3	23		
			N14b	31.6	79	31.6	359	-59	0	0	3	23		
			N14c	31.6	79	31.6	352	-59	0	0	3	23		
			N14d	31.6	79	31.6	353	-59	0	0	3	23		
			N14e	31.6	79	31.6	347	-59	0	0	3	23		
			N14f	31.6	79	31.6	324	-58	0	0	3	24		
			N14g	31.6	79	31.6	331	-58	0	0	3	24		
			N15a	31.6	79	31.6	295	-57	0	0	3	25		
			N15b	31.6	79	31.6	284	-57	0	0	3	25		
			N15c	31.6	79	31.6	274	-57	0	0	3	25		
			N15d	31.6	79	31.6	268	-57	0	0	3	25		
		Louvers of Austin Station	N16	21.3	68	31.6	344	-59	0	0	3	12		
			N17	21.3	62	31.6	361	-59	0	0	3	6		
			N18	21.3	62	31.6	374	-59	0	-10	3	0		
			N19	21.3	68	31.6	359	-59	0	-10	3	2		
		Fixed Plants of Austin Station	N20	19.3	63	31.6	375	-59	0	0	3	7		
			N21	19.3	63	31.6	378	-60	0	0	3	6		
			N22	19.3	63	31.6	381	-60	0	0	3	6		
		Fixed Plants of Kowloon Station Tunnel Ventilation Building	N23	31.6	99	31.6	681	-65	0	-10	3	27		
			N24	31.6	99	31.6	641	-64	0	-10	3	28		
			N25	31.6	99	31.6	676	-65	0	-10	3	27		
			N26	31.6	99	31.6	722	-65	0	-10	3	27		
		Western Harbour Crossing Tunnel Ventilation Building	N27	31.6	97	31.6	947	-68	0	-10	3	22		
			N28	31.6	97	31.6	929	-67	0	-10	3	22		
			N29	31.6	97	31.6	930	-67	0	-10	3	22		
			N30	31.6	97	31.6	948	-68	0	-10	3	22		
		Louvers of China Harbour City	N31	8.7	0	31.6	351	-59	0	-10	3	0		
		China Ferry Terminal	N32	31.6	0	31.6	365	-59	0	-10	3	0		
		Canton Road Plant Building	N33	31.6	95	31.6	555	-63	0	-10	3	25		
			N34	31.6	100	31.6	553	-63	0	-10	3	30		
			N35	31.6	95	31.6	545	-63	0	-10	3	25		
			N36	31.6	96	31.6	545	-63	0	-10	3	26		
		Ventilation Openings of Parcel 1 within WKCD for Underpass Section and Basement Facilities	01D	15.35	69	31.6	293	-57	0	-10	3	5		
		Ventilation Openings of Parcel 2 within WKCD for Underpass Section and Basement Facilities	02D	15.35	69	31.6	302	-58	0	-10	3	4		
		Ventilation Openings of Parcel 3 within WKCD for Underpass Section and Basement Facilities	03D	13.18	70	31.6	369	-59	0	-10	3	4		
		Ventilation Openings of Parcel 4 within WKCD for Underpass Section and Basement Facilities	04D	11.0	70	31.6	405	-60	0	-10	3	3		
		Ventilation Openings of Parcel 5 within WKCD for Underpass Section and Basement Facilities	05D1	15.35	70	31.6	261	-56	0	0	3	17		
			05D2	15.35	70	31.6	271	-57	0	-10	3	6		
			05D3	15.35	70	31.6	245	-56	0	-10	3	7		
		Ventilation Openings of Parcel 6 within WKCD for Underpass Section and Basement Facilities	06D1	15.35	75	31.6	201	-54	0	-10	3	14		
			06D2	15.35	75	31.6	204	-54	0	-10	3	14		
		Ventilation Openings of Parcel 7 within WKCD for Underpass Section and Basement Facilities	07D	15.35	65	31.6	277	-57	0	-10	3	1		
		Ventilation Openings of Parcel 8 within WKCD for Underpass Section and Basement Facilities	08D1	15.35	70	31.6	288	-57	0	-10	3	6		
			08D2	15.35	70	31.6	217	-55	0	-10	3	8		
		West Kowloon Terminus Ventilation Opening at Parcel 9 of WKCD	09VS7-4.1	24	67	31.6	229	-55	0	-10	3	5		
			09VS7-4.2	24.00	67	31.6	199	-54	0	-10	3	6		
			09VS7-5.1	24.00	67	31.6	234	-55	0	-10	3	5		
			09VS7-5.2	24.00	67	31.6	204	-54	0	0	3	16		
			09VS7-1.1	24.00	67	31.6	233	-55	0	-10	3	5		
			09VS7-1.2	24.00	67	31.6	215	-55	0	-10	3	5		
			09VS7-2	24.00	67	31.6	198	-54	0	-10	3	6		
			09VS7-3.1	24.00	67	31.6	227	-55	0	0	3	15		
			09VS7-3.2	24	67	31.6	198	-54	0	-10	3	6		
		Ventilation Openings of Parcel 10 within WKCD for Underpass Section and Basement Facilities	10D1	22.14	65	31.6	185	-53	0	-10	3	5		
			10D2	15.35	65	31.6	188	-53	0	-10	3	5		
			10D3	22.14	65	31.6	189	-54	0	-10	3	4		
			10D4	15.35	65	31.6	209	-54	0	-10	3	4		
		Ventilation Openings of Parcel 11 within WKCD for Underpass Section and Basement Facilities	11D	15.35	66	31.6	156	-52	0	-10	3	7		
		Ventilation Openings of Parcel 12 within WKCD for Underpass Section and Basement Facilities	12D1	15.35	69	31.6	147	-51	0	0	3	21		
			12D2	15.35	69	31.6	188	-53	0	-10	3	9		
			12D3	15.35	69	31.6	139	-51	0	-10	3	11		
		Ventilation Openings of Parcel 13 within WKCD for Underpass Section and Basement Facilities	13D1	17.20	70	31.6	112	-49	0	-10	3	14		
			13D2	17.20	70	31.6	116	-49	0	-10	3	14		
			13D3	15.35	70	31.6	124	-50	0	-10	3	13		
			13D4	15.35	70	31.6	146	-51	0	-10	3	12		
		West Kowloon Terminus Ventilation Opening at Parcel 13 of WKCD	13TVS1-1	22.60	73	31.6	167	-52	0	-10	3	14		
		Ventilation Openings of Parcel 14 within WKCD for Underpass Section and Basement Facilities	14D1	23.20	72	31.6	78	-46	0	-5	3	24		
			14D2	23.20	72	31.6	93	-47	0	-10	3	18		
		West Kowloon Terminus Ventilation Opening at Parcel 14 of WKCD	14VS6-1	23.20	70	31.6	109	-49	0	-10	3	14		
			14VS6-2	23.20	70	31.6	131	-50	0	-10	3	13		
			14VS6-3	23.20	70	31.6	127	-50	0	-10	3	13		
			14PVS6-1	23.20	68	31.6	125	-50	0	-10	3	11		
			14PVS6-2	23.20	67	31.6	121	-50	0	-10	3	10		
		Ventilation Openings of Parcel 15 within WKCD for Underpass Section and Basement Facilities	15D1	15.35	72	31.6	107	-49	0	-10	3	16		
			15D2	15.35	72	31.6	113	-49	0	-5	3	21		
			15D3	15.35	72	31.6	133	-50	0	-10	3	15		
		Ventilation Openings of Parcel 17 within WKCD for Underpass Section and Basement Facilities	17D	15.35	78	31.6	23	-35	0	-5	3	41		
		Ventilation Openings of Parcel 18 within WKCD for Underpass Section and Basement Facilities	18D	15.35	80	31.6	46	-41	0	-5	3	37		
		Ventilation Openings of Parcel 19 within WKCD for Underpass Section and Basement Facilities	19D	15.35	75	31.6	99	-48	0	-5	3	25		
		Ventilation Openings of Parcel 20 within WKCD for Underpass Section and Basement Facilities	20D	15.35	84	31.6	101	-48	0	-5	3	34		
		Ventilation Openings of Parcel 26 within WKCD for Underpass Section and Basement Facilities	26D	15.35	70	31.6	225	-55	0	-5	3	13		
		Ventilation Openings of Parcel 27 within WKCD for Underpass Section and Basement Facilities	27D	15.35	76	31.6	225	-55	0	-5	3	19		
		Ventilation Openings of Parcel 29 within WKCD for Underpass Section and Basement Facilities	29D	15.35	70	31.6	313	-58	0	-5	3	10		
		Ventilation Openings of Parcel 30 within WKCD for Underpass Section and Basement Facilities	30D	15.35	74	31.6	316	-58	0	-10	3	9		
		Ventilation Openings of Parcel 31 within WKCD for Underpass Section and Basement Facilities	31D	15.35	75	31.6	336	-59	0	-5	3	14		
		Ventilation Openings of Parcel 32 within WKCD for Underpass Section and Basement Facilities	32D	15.35	72	31.6	340	-59	0	-10	3	6		
		Ventilation Openings of Parcel 39 within WKCD for Underpass Section and Basement Facilities	39D1	15.35	87	31.6	443	-61	0	-10	3	19		
			39D2	15.35	87	31.6	523	-62	0	-10	3	18		
		Ventilation Openings of Parcel 40 within WKCD for Underpass Section and Basement Facilities	40D1	15.35	87	31.6	457	-61	0	-10	3	19		
			40D2	15.35	87	31.6	567	-63	0	-10	3	17		
		Ventilation Openings of Parcel 42 within WKCD for CLP Electricity Substation	42D1	31.6	80	31.6	460	-61	0	0	3	22		
			42D2	31.6	80	31.6	444	-61	0	0	3	22		
			42D3	31.6	80	31.6	459	-61	0	-5	3	17		
			42D4	31.6	80	31.6	466	-61	0	-5	3	17		
		Proposed Small Wind Trubine	W1	31.6	82	31.6	706	-65	0	-10	3	10		
		Proposed Large Wind Turbine	W2	31.6	82	31.6	721	-65	0	-10	3	10		
		Proposed Small Wind Trubine	W3	31.6	82	31.6	735	-65	0	-10	3	10		
		Proposed Small Wind Trubine	W4	31.6	82	31.6	750	-66	0	-10	3	9		
		Proposed Large Wind Turbine	W5	31.6	82	31.6	765	-66	0	-10	3	9		
		Proposed Small Wind Trubine	W6	31.6	82	31.6	780	-66	0	-10	3	9		
		Proposed Small Wind Trubine	W7	31.6	82	31.6	795	-66	0	-10	3	9		
		Proposed Large Wind Turbine	W8	31.6	82	31.6	809	-66	0	-10	3	9		
		Proposed Small Wind Trubine	W9	31.6	82	31.6	824	-66	0	-10	3	9		
		Proposed Small Wind Trubine	W10	31.6	82	31.6	839	-66	0	-10	3	9		
		Proposed Large Wind Turbine	W11	31.6	82	31.6	854	-67	0	-10	3	8		
		Proposed Small Wind Trubine	W12	31.6	82	31.6	869	-67	0	-10	3	8		
		Proposed Small Wind Trubine	W13	31.6	82	31.6	883	-67	0	-10	3	8		
		Proposed Large Wind Turbine	W14	31.6	82	31.6	898	-67	0	-10	3	8		
		Proposed Small Wind Trubine	W15	31.6	82	31.6	913	-67	0	-10	3	8		
		Proposed Small Wind Trubine	W16	31.6	82	31.6	927	-67	0	-10	3	8		
		Proposed Large Wind Turbine	W17	31.6	82	31.6	923	-67	0	-10	3	8		
		Proposed Small Wind Trubine	W18	31.6	82	31.6	921	-67	0	-10	3	8		
		Proposed Small Wind Trubine	W19	31.6	82	31.6	921	-67	0	-10	3	8		
		Proposed Large Wind Turbine	W20	31.6	82	31.6	927	-67	0	-10	3	8		
		Proposed Small Wind Trubine	W21	31.6	82	31.6	937	-67	0	-10	3	8		
		Proposed Small Wind Trubine	W22	31.6	82	31.6	944	-68	0	-10	3	7		
		Proposed Large Wind Turbine	W23	31.6	82	31.6	953	-68	0	-10	3	7		
		Proposed Small Wind Trubine	W24	31.6	82	31.6	959	-68	0	-10	3	7		
		Proposed Small Wind Trubine	W25	31.6	82	31.6	964	-68	0	-10	3	7		
		Proposed Large Wind Turbine	W26	31.6	82	31.6	968	-68	0	-10	3	7		
		Proposed Small Wind Trubine	W27	31.6	82	31.6	971	-68	0	-10	3	7		
		Proposed Small Wind Trubine	W28	31.6	82	31.6	973	-68	0	-10	3	7		
		Proposed Large Wind Turbine	W29	31.6	82	31.6	973	-68	0	-10	3	7		
		Proposed Small Wind Trubine	W30	31.6	82	31.6	974	-68	0	-10	3	7		
		Proposed Small Wind Trubine	W31	31.6	82	31.6	975	-68	0	-10	3	7		
		Proposed Large Wind Turbine	W32	31.6	82	31.6	977	-68	0	-10	3	7		
		Proposed Small Wind Trubine	W33	31.6	82	31.6	978	-68	0	-10	3	7		
		Proposed Small Wind Trubine	W34	31.6	82	31.6	980	-68	0	-10	3	7		
		Proposed Large Wind Turbine	W35	31.6	82	31.6	982	-68	0	-10	3	7		
		Proposed Small Wind Trubine	W36	31.6	82	31.6	984	-68	0	-10	3	7		
		Proposed Small Wind Trubine	W37	31.6	82	31.6	987	-68	0	-10	3	7		
		Proposed Large Wind Turbine	W38	31.6	82	31.6	990	-68	0	-10	3	7	47	50

Appendix 3-2 Extracted Information of the Commissioning Test Report at West Kowloon Station (CRT)

2 sets of background noise level, $L_{Aeq\ (5min)}$, and in one-third octave band, were measured at each measurement location when all fixed plant noise sources were not in operation.

3.2.3 Measurement Location and Date

Based on the representative NSRs as listed in **Table 2.1** for WEK and PTI, some of the representative NSRs were selected for noise measurement. The selected representative NSRs include WK3a, WK4, WK7a, WK8a, WK11, WK12a, WK14 and WK14a. WK18 is a planned NSR and thus no measurement was conducted at this planned NSR for checking of any characteristics of tonality, impulsiveness and intermittency. The measurement location is shown in **Figure 2.1**.

The noise measurement was carried out at the selected existing representative NSRs (**Table 4.3** refers) on 6 and 7 Jul 2018 during which the fixed plant items were operated steadily and continuously at their noisiest operating mode under normal scenario.

4 Measurement Results

4.1 The Noise Levels of Fixed Plant Noise Sources

The noise levels measured under the worst case scenario are determined and presented in **Table 4.1**. Details of the measurement results are shown in **Appendix A3**.

Table 4.1 Summary of Sound Power Levels for Fixed Plants

Location	Noise Sources	Louvre ID	Calculated SWL L_{Aeq}, dB(A)
WKP	WKP(formerly named as TVS 3)	WKP-U1-E6PN-03A Section 1	82
		WKP-U1-E6PN-03A Section 2	80
		WKP-U1-E6PN-06A	69
		WKP-U1-E6PN-04A	83
		WKP-U1-E6VS-02	66
		WKP-U1-E6PN-09	74
	EAA (formerly named as VS 3 North)	WKT-VS3N-1	80
WEK	VS 3	WKT-VS3-1	67
		WKT-VS3-2	67
		WKT-VS3-3	72
		WKT-VS3-4	72
		WKT-VS3-5	69
		WKT-VS3-6A	66
		WKT-VS3-6B	67
		WKT-VS3-7	65
		WKT-VS3-8	66

Location	Noise Sources	Louvre ID	Calculated SWL L_{Aeq}, dB(A)
	VS 2 East	WKT-VS2E-1	72
		WKT-VS2E-2	69
		WKT-VS2E-3	69
	VS 4	WKT-VS4-1	79
		WKT-VS4-3	73
		WKT-VS4-4	74
	VS 5	WKT-VS5-1	70
		WKT-VS5-2	92
		WKT-VS5-4	79
	VS 2 West	WKT-VS2W-1	75
		WKT-VS2W-2A	68
		WKT-VS2W-2B	70
		WKT-VS2W-2C	70
		WKT-VS2W-3	76
	VS 1	WKT-VS1-1	67
		WKT-VS1-2	72
		WKT-VS1-3	72
		WKT-VS1-4	75
WKCD	VS 6	WKT-VS6-1	77
		WKT-VS6-2A	60
		WKT-VS6-2B	62
		WKT-VS6-3A	62
		WKT-VS6-3B	66
		WKT-VS6-4	75
		WKT-VS6-5A	76
		WKT-VS6-5B	76
		WKT-VS6-6A	65
		WKT-VS6-6B	70
		WKT-VS6-7A	69
		WKT-VS6-7B	63
	PVS 6	WKT-PVS6-1	63
		WKT-PVS6-2	68
		WKT-PVS6-3A	69
		WKT-PVS6-3B	73
		WKT-PVS6-4	72
	VS6-4 (formerly named as TVS 1)	WKT-G-G15VS-01A	75
		WKT-G-G15VS-01B	76
		WKT-G-G15VS-01C	74
		WKT-G-G15VS-03A Section 1	72
		WKT-G-G15VS-03A Section 2	73
	VS 7	WKT-G-D14VS-03A	81
		WKT-G-D14VS-04A	78
		WKT-VS7-1A	77

Location	Noise Sources	Louvre ID	Calculated SWL L_{Aeq}, dB(A)
		WKT-VS7-1B	74
		WKT-VS7-2	69
		WKT-VS7-3	80
PTI	PTI Ventilation Shaft	L-01	83
		L-02	79
		L-03	81
		L-03a	80
		L-06	75
		L-07	69
		L-08	72
		L-08a	69
		L-10	86
		L-11	84
		L-12	84
		L-13	90
		L-14	88
		L-15a	86
		L-15b	82
		L-21	75
		L-22	76
		L-23	78
		L-24	78
		L-28	72
		L-29	79
		L-30	75
		L-31	83

A compliance check against the fixed plant noise criteria at NSRs was conducted. The cumulative noise levels from noise sources were assessed to ensure the compliance with the noise criteria. **Table 4.2** show the results, details of the calculation are also given in **Appendix A3**.

Table 4.2 Cumulative Fixed Plant Noise Levels at Representative NSRs under Day 1 Operation

NSR ID	Description	Cumulative SPL, dB(A)		Noise Criteria, dB(A)		Compliance (Y/N)	
		Day and Evening Time	Night-time	Day and Evening Time	Night-time	Day and Evening Time	Night-time
WK3	Man King Building, 46-48 Man Wui Street (South facade)	46	46	60	50	Y	Y

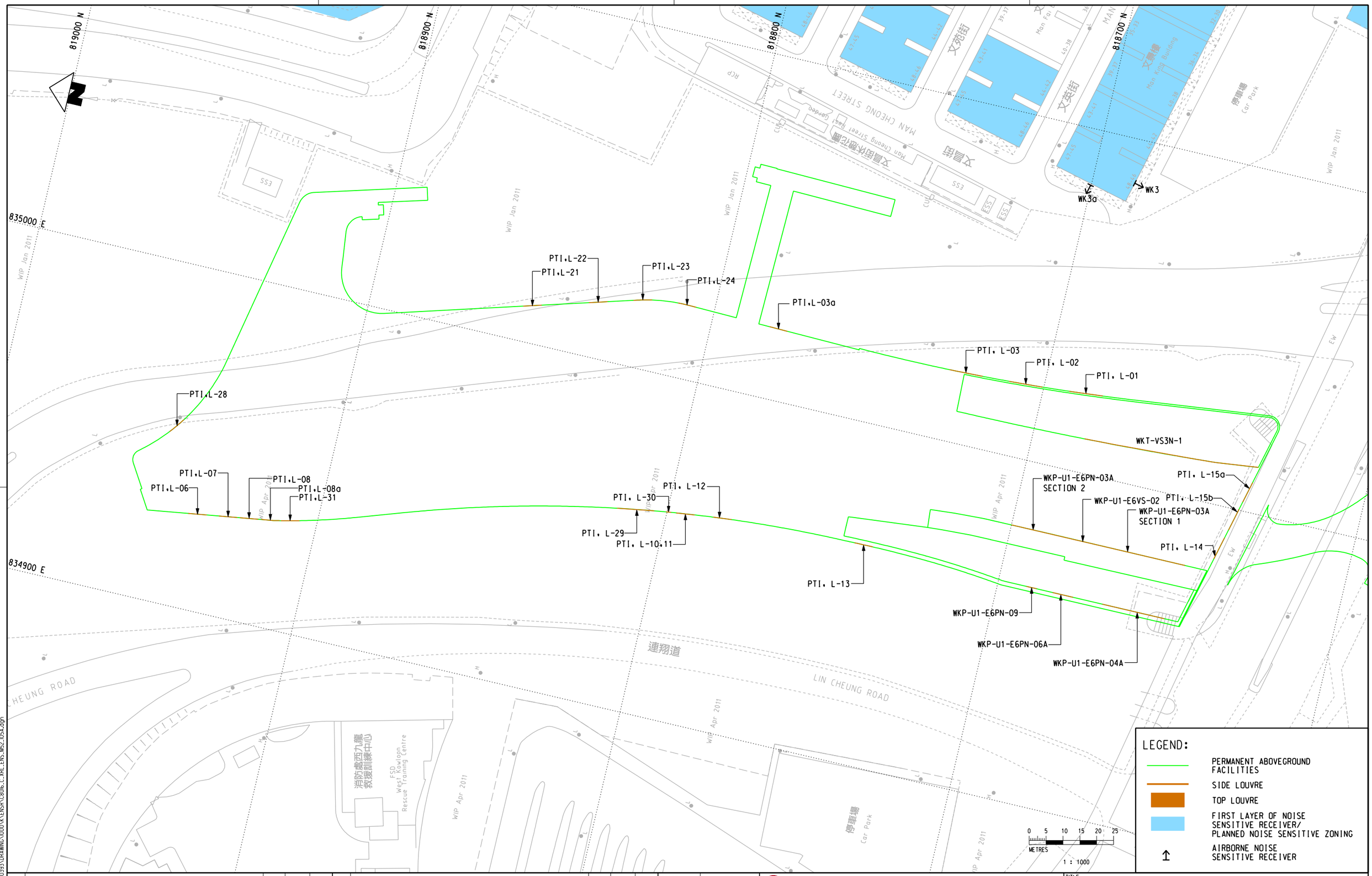

REV	DESCRIPTION	BY	DATE	APPROVED	REV	DESCRIPTION	BY	DATE	APPROVED

DRAWN	GXH
DESIGNED	TWF
CHECKED	KCC
APPROVED	PL
DATE	12/JUL/2018

DO NOT SCALE DRAWINGS. ALL DIMENSIONS SHALL BE VERIFIED ON SITE.
© MTR CORPORATION LIMITED 2008 COPYRIGHT IN RESPECT OF THIS DRAWING / DOCUMENT IS OWNED BY THE MTR CORPORATION LIMITED OF HONG KONG. NO REPRODUCTION OF THE DRAWING / DOCUMENT OR ANY PART BY WHATEVER MEANS IS PERMITTED WITHOUT THE PRIOR WRITTEN CONSENT OF THE MTR CORPORATION LIMITED.

MTR

EXPRESS RAIL LINK

ORIGINATOR

AECOM

CADD REF. C8016_C_XRL_ENS_M52_105A.dgn

TITLE

C8016
ENVIRONMENTAL TERM CONSULTANCY FOR XRL
LOCATIONS OF FIXED PLANT NOISE SOURCES
(SHEET 1 OF 5)

SCALE 1 : 3000 (A3)

FIGURE NO. Figure 2.2A

REV. A

PLOT DRV: V:\ustnset\MTRV\PLOTDRIVER\WINDOWS\A3 COLOUR.plt
MODELNAME: Default PRINTED BY: LVP 2008/7/31 02:26:05
FILENAME: P:\projects\60150393\DRAWING\0000\KLENSRV\C8016_C_XRL_ENS_M52_105A.dgn

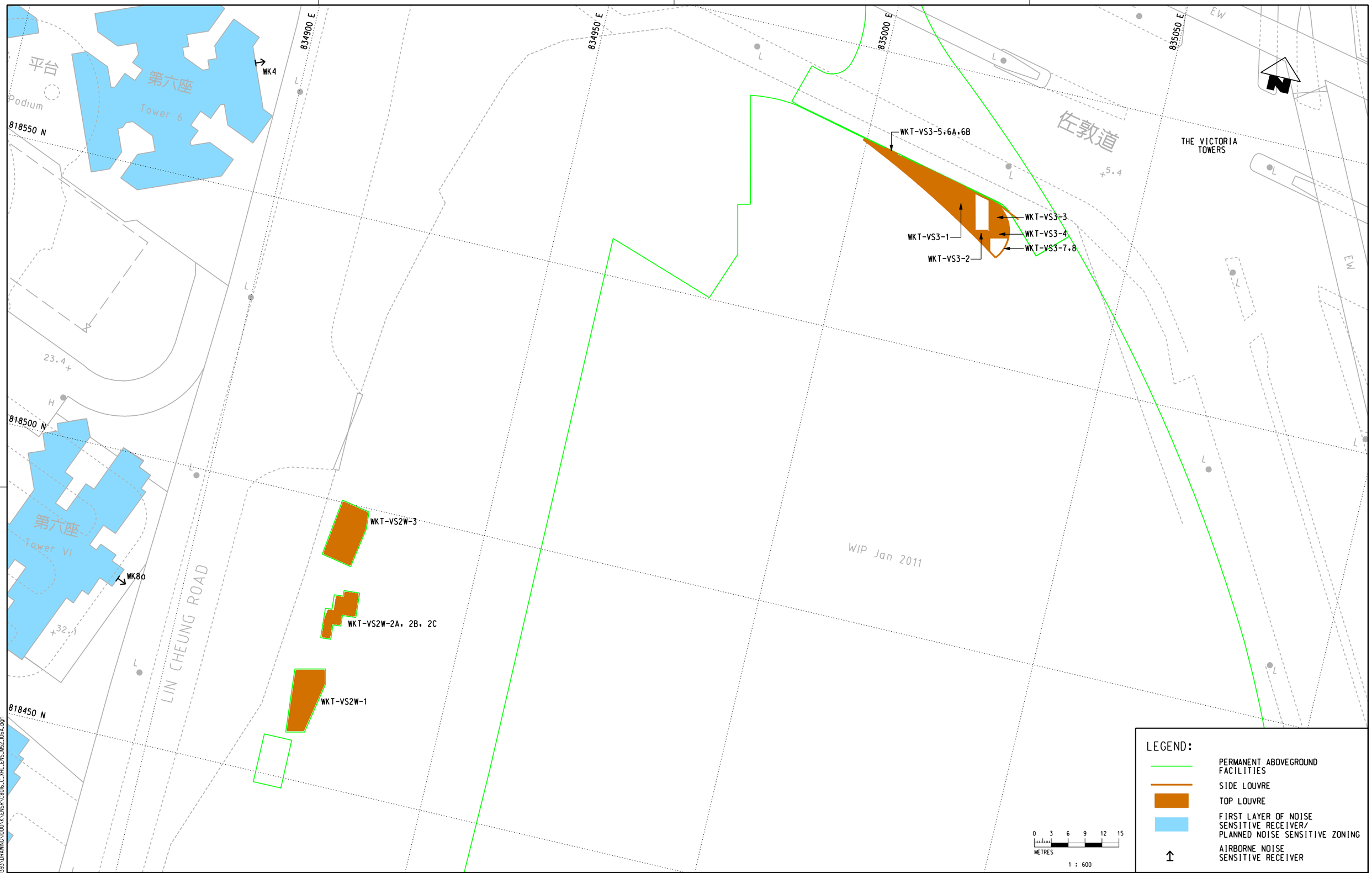

PLOT DRV: V:\ustnset\MTR\PLOTDRIVER\WINDOWS\A3 COLOUR.plt
MODELNAME: Default PRINTED BY: LVP 2018/7/18 14:50:03
FILENAME: P:\Projects\60503393\DRAWING\000\K\ENSR\C8016_C_XRL_ENS_M52_106A.dgn

REV	DESCRIPTION	BY	DATE	APPROVED	REV	DESCRIPTION	BY	DATE	APPROVED

DRAWN	GXH
DESIGNED	TWF
CHECKED	KCC
APPROVED	PL
DATE	12/JUL/2018

DO NOT SCALE DRAWINGS. ALL DIMENSIONS SHALL BE VERIFIED ON SITE.
© MTR CORPORATION LIMITED 2008 COPYRIGHT IN RESPECT OF THIS DRAWING / DOCUMENT IS OWNED BY THE MTR CORPORATION LIMITED OF HONG KONG. NO REPRODUCTION OF THE DRAWING / DOCUMENT OR ANY PART BY WHATEVER MEANS IS PERMITTED WITHOUT THE PRIOR WRITTEN CONSENT OF THE MTR CORPORATION LIMITED.

MTR

EXPRESS RAIL LINK

ORIGINATOR

AECOM

CADD REF. C8016_C_XRL_ENS_M52_106A.dgn

TITLE

C8016
ENVIRONMENTAL TERM CONSULTANCY FOR XRL
LOCATIONS OF FIXED PLANT NOISE SOURCES
(SHEET 2 OF 5)

SCALE	FIGURE NO.	REV.
1 : 600 (A3)	Figure 2.2B	A

REV	DESCRIPTION	BY	DATE	APPROVED	REV	DESCRIPTION	BY	DATE	APPROVED

DRAWN	ZRH
DESIGNED	TWF
CHECKED	KCC
APPROVED	PL
DATE	12/JUL/2018

DO NOT SCALE DRAWINGS. ALL DIMENSIONS SHALL BE VERIFIED ON SITE.
© MTR CORPORATION LIMITED 2008 COPYRIGHT IN RESPECT OF THIS DRAWING / DOCUMENT IS OWNED BY THE MTR CORPORATION LIMITED OF HONG KONG. NO REPRODUCTION OF THE DRAWING / DOCUMENT OR ANY PART BY WHATEVER MEANS IS PERMITTED WITHOUT THE PRIOR WRITTEN CONSENT OF THE MTR CORPORATION LIMITED.

MTR

EXPRESS RAIL LINK

ORIGINATOR

AECOM

CADD REF. C8016_C_XRL_ENS_M52_107A.dgn

TITLE

C8016
ENVIRONMENTAL TERM CONSULTANCY FOR XRL
LOCATIONS OF FIXED PLANT NOISE SOURCES
(SHEET 3 OF 5)

SCALE	FIGURE NO.	REV.
1 : 600 (A3)	Figure 2.2C	A

PLOT DRV: V:\ustnset\MTR\PLOTDRIVER\WINDOWS\A3 COLOUR.plt
MODELNAME: Default PRINTED BY: Werd4 2018/8/2 17:40:36
FILENAME: P:\projects\60150393\DRAWING\0000\KTENSR\C8016_C_XRL_ENS_M52_107A.dgn

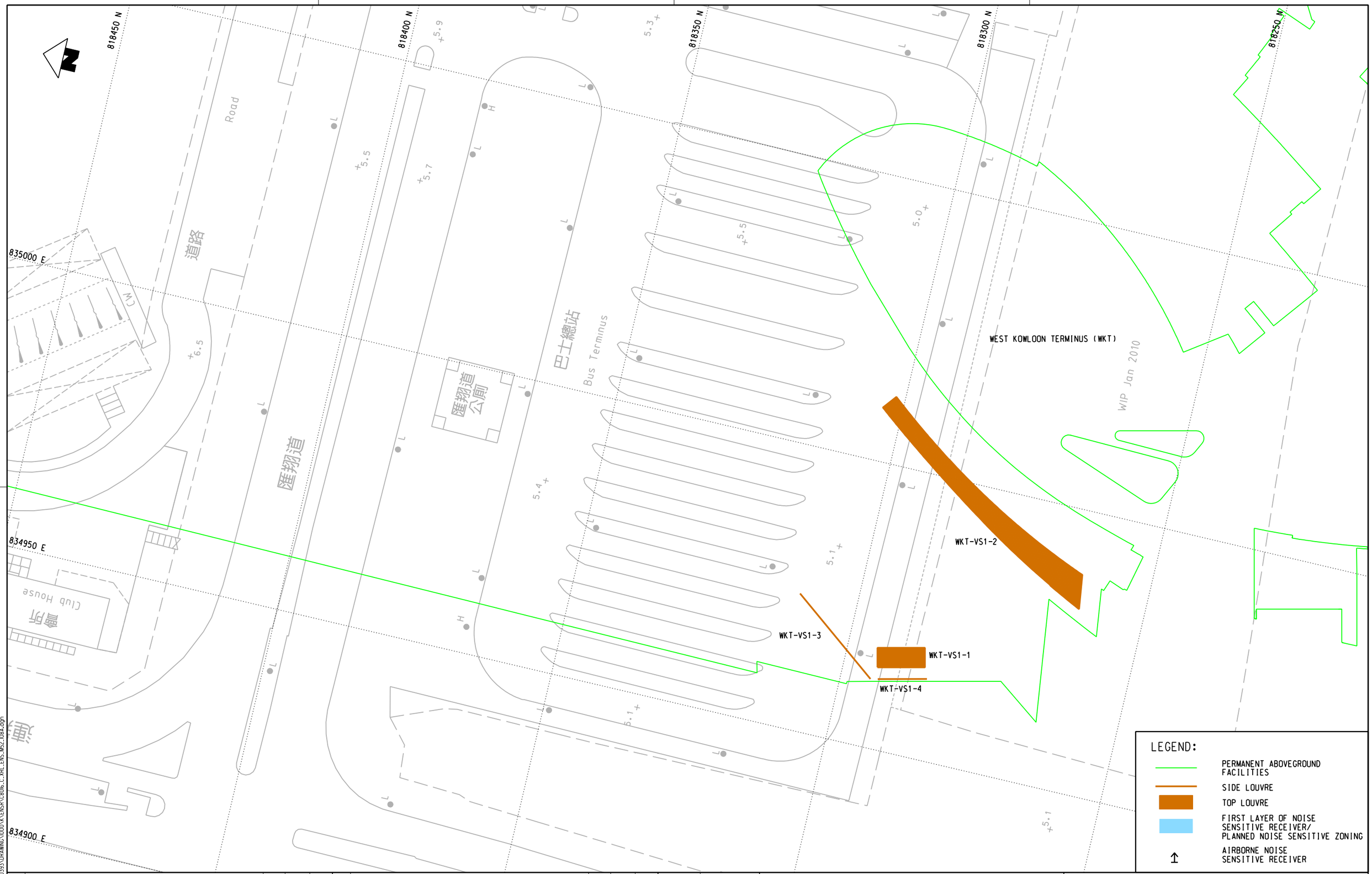

PLOT DRV: V:\ustrset\MTR\PLOTDRIVER\WINDOWS\A3 COLOUR.pltr
MODEL NAME: Default PRINTED BY: WenH 2018/8/2 17:44:2
FILENAME: P:\projects\60050393\DRAWINGS\000\K\ENSR\C8016_C_XRL_ENS_M52_108A.dgn

REV	DESCRIPTION	BY	DATE	APPROVED	REV	DESCRIPTION	BY	DATE	APPROVED

DRAWN	ZRH
DESIGNED	TWF
CHECKED	KCC
APPROVED	PL
DATE	12/JUL/2018

DO NOT SCALE DRAWINGS. ALL DIMENSIONS SHALL BE VERIFIED ON SITE.
© MTR CORPORATION LIMITED 2008 COPYRIGHT IN RESPECT OF THIS DRAWING / DOCUMENT IS OWNED BY THE MTR CORPORATION LIMITED OF HONG KONG. NO REPRODUCTION OF THE DRAWING / DOCUMENT OR ANY PART BY WHATEVER MEANS IS PERMITTED WITHOUT THE PRIOR WRITTEN CONSENT OF THE MTR CORPORATION LIMITED.

MTR

EXPRESS RAIL LINK

ORIGINATOR

AECOM

CADD REF. C8016_C_XRL_ENS_M52_108A.dgn

TITLE

C8016
ENVIRONMENTAL TERM CONSULTANCY FOR XRL
LOCATIONS OF FIXED PLANT NOISE SOURCES
(SHEET 4 OF 5)

SCALE	FIGURE NO.	REV.
1 : 600 (A3)	Figure 2.2D	A

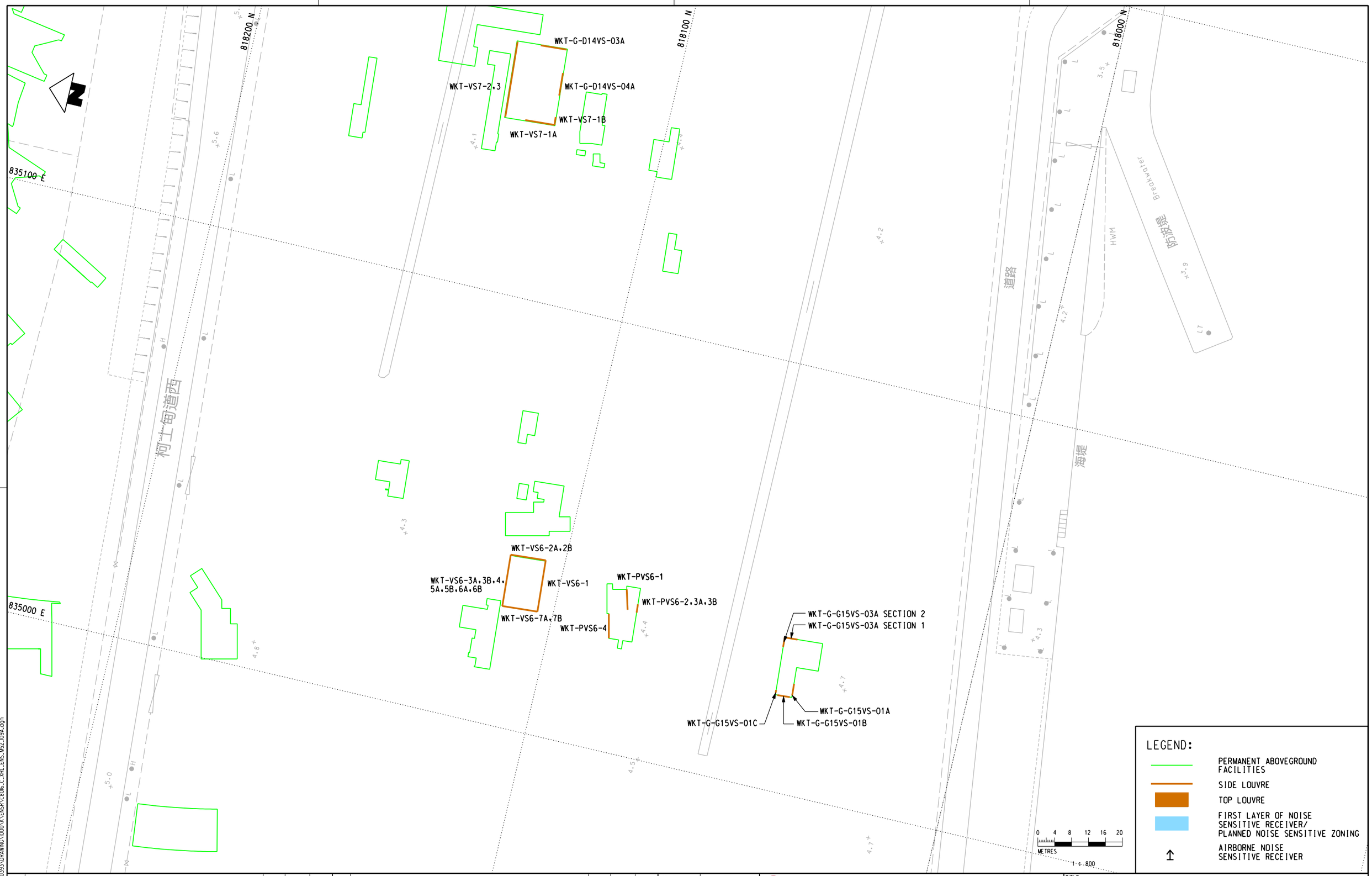

PLOT DRV: V:\ustnset\MTR\PLOTDRIVER\WINDOWS\A3 COLOUR.plt
MODELNAME: Default PRINTED BY: LVP 2008/8/10 15:27:24
FILENAME: P:\projects\60150393\DRAWING\000\KCENSR\C8016_C_XRL_ENS_M52_109A.dgn

REV	DESCRIPTION	BY	DATE	APPROVED	REV	DESCRIPTION	BY	DATE	APPROVED

DRAWN	ZRH
DESIGNED	TWF
CHECKED	KCC
APPROVED	PL
DATE	12/JUL/2018

DO NOT SCALE DRAWINGS. ALL DIMENSIONS SHALL BE VERIFIED ON SITE.
©MTR CORPORATION LIMITED 2008 COPYRIGHT IN RESPECT OF THIS DRAWING / DOCUMENT IS OWNED BY THE MTR CORPORATION LIMITED OF HONG KONG. NO REPRODUCTION OF THE DRAWING / DOCUMENT OR ANY PART BY WHATEVER MEANS IS PERMITTED WITHOUT THE PRIOR WRITTEN CONSENT OF THE MTR CORPORATION LIMITED.

MTR

EXPRESS RAIL LINK

ORIGINATOR

AECOM

CADD REF. C8016_C_XRL_ENS_M52_109A.dgn

TITLE

C8016
ENVIRONMENTAL TERM CONSULTANCY FOR XRL
LOCATIONS OF FIXED PLANT NOISE SOURCES
(SHEET 5 OF 5)

SCALE 1 : 800 (A3)

FIGURE NO. Figure 2.2E

REV. A

Appendix 3-3 Extracted Information of the Technical Note in Zone 2 (Z2R)

3 EVALUATION OF POTENTIAL CHANGE TO ENVIRONMENTAL IMPACT

3.1 Air Quality Impact

3.1.1 Under the current design, there is no change in the total emission strength level from the ventilation exhausts in Zone 2 since the road traffic assumption is the same as that in the approved S16 application (Application No. A/K20/121)) and fulfilment of the S16 Approval Condition (b) and VEP 2016.

3.1.2 Review of impact on existing and planned Air Sensitive Receivers (ASRs) within 500m from the Proposed Scheme of the ventilation exhausts in Zone 2 has been studied in the sections below. The assessment area and ASRs are presented in **Appendix B**. Given the land uses of each parcel in current scheme are tallied with those in the scheme under the approved S16 application and fulfilment of Approval Condition (b) and VEP 2016, same set of ASRs adopted in the previous approved studies is used for this review.

3.1.3 The separation distances between the ventilation exhausts within Zone 2 under Proposed Scheme and the ASRs in the study area are reviewed and compared with those under the Approved Scheme (i.e. the scheme of ventilation exhausts adopted in the approved S16 application and fulfilment of Approval Condition (b) and VEP 2016). The detailed separation distances are presented in **Appendix C**. There are both increases and decreases in the separation distances between the refined locations of the ventilation exhausts and the ASRs.

3.1.4 Besides, some of the ventilation exhausts serving the Underground Road (UR) in the Approved Scheme are proposed to be removed, including V02, V05 to V09, V12, V13, V15, V23 and V24, which will therefore result in an enhancement to the air quality of the nearby ASRs. While, due to the reduced number of ventilation exhausts, with the same total emission from the UR, the emission strength from each of the remaining ventilation exhaust would be increased.

3.1.5 To avoid adverse air quality impact arising from the Proposed Scheme to any of the representative ASRs in the study area, mitigation measures, such as Air Purification System (APS) for some ventilation exhausts, have been proposed. According to the information provided by the Supplier of APS as shown in **Appendix D**, the removal efficiency of the latest product of APS is 99.5% for Nitrogen Dioxide (NO_2) and Nitric Oxide (NO). A quantitative air quality impact assessment has been conducted and is presented in **Appendix E**. According to **Appendix E**, with the adoption of the APS, adverse air quality impact to the representative ASRs arising from the Proposed Scheme of the ventilation exhausts in Zone 2 is not expected.

3.2 Fixed Plant Noise Impact

3.2.1 The representative Noise Sensitive Receivers (NSRs) have been reviewed according to the Proposed Scheme of the ventilation exhausts in Zone 2,

and are listed in **Table 3.1** below. **Figure 3.1** shows the refined locations of ventilation exhausts in Zone 2 in the Proposed Scheme and nearby representative NSRs.

Table 3.1 Representative Noise Sensitive Receivers

NSR ID	Description	Land Use	1st Assessment Level (mPD)
VT1	The Victoria Towers – Tower 1	Existing Residential	47
LCS	Lai Chack Middle School	Existing Educational	7
CRGPS	Canton Road Government Primary School	Existing Educational	7
P02	Parcel 2 in WKCD	Planned Residential	32
P10	Parcel 10&11 in WKCD	Planned Residential	27
P11	Parcel 10&11 in WKCD	Planned Residential	27
P13a	Parcel 13 in WKCD	Planned Residential	27
P13b	Parcel 13 in WKCD	Planned Residential	27
P13c	Parcel 13 in WKCD	Planned Residential	27
P15a	Parcel 15 in WKCD	Planned Residential	32
P15b	Parcel 15 in WKCD	Planned Residential	32
P16	Parcel 16 in WKCD	Planned Residential	32
P21	Parcel 21 in WKCD	Planned Residential	31
P28a	Parcel 28 in WKCD	Planned Residential	31
P28b	Parcel 28 in WKCD	Planned Residential	31

Note: First assessment levels of Parcels 10&11 and 13 have been updated according to the latest scheme. For other NSRs, the information of the approved S16 application and fulfilment of Approval Condition (b) and VEP 2016 remain valid.

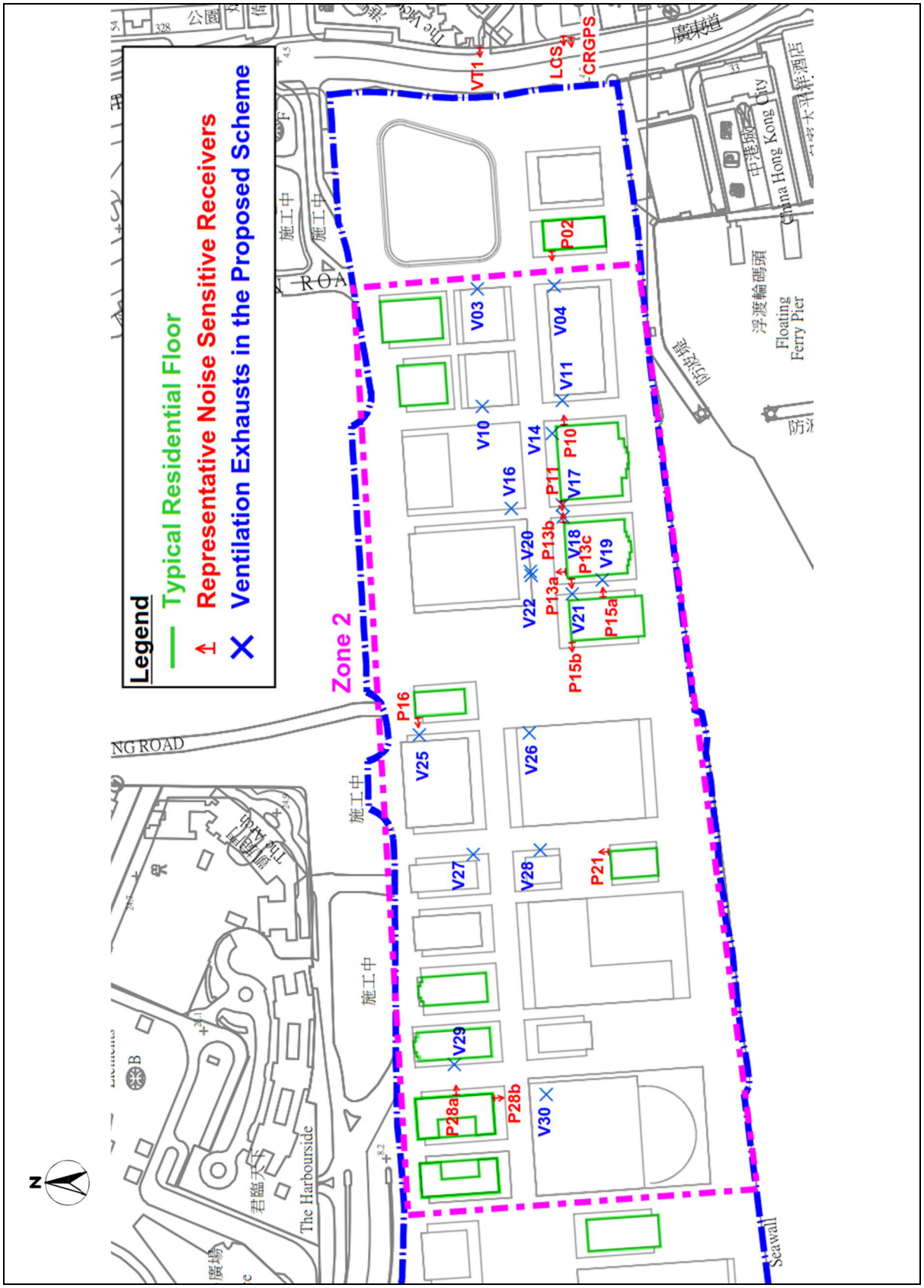

Figure 3.1 Locations of Refined Ventilation Exhausts in Zone 2 and nearby NSRs

3.2.2 As stipulated in Annex 5 of the Technical Memorandum of Environmental Impact Assessment Process (EIAO-TM), the noise standards for planning purposes for fixed noise source are (a) 5 dB(A) below the appropriate Acceptable Noise Level (ANL), or (b) the prevailing background noise levels, whichever is lower. With reference to the identified Area Sensitivity Rating and the measured background noise levels in the approved WKCD EIA Report, which were also reviewed and adopted in the approved S16 application (A/K20/121) and fulfilment of Approval Condition (b) and VEP 2016, the fixed plant noise criteria for the identified representative NSRs are extracted and summarized in **Table 3.2** below.

Table 3.2 Noise Criteria of Fixed Plant Noise

NSR ID	Time Period	Area Sensitivity Rating (ASR)	ANL – 5, dB(A)	Background Noise Level, dB(A)	Fixed Plant Noise Criteria, dB(A)
VT1, LCS and CRGPS	Daytime	C	65	71	65
	Evening Time		65	72	65
	Night-time		55	69	55
P02	Daytime	B	60	65	60
	Evening Time		60	60	60
	Night-time		50	51	50
P10, P11, P13a-c, P15a-b	Daytime	B	60	63	60
	Evening Time		60	58	58
	Night-time		50	51	50
P16	Daytime	B	60	68	60
	Evening Time		60	67	60
	Night-time		50	62	50
P21, P28a	Daytime	B	60	64	60
	Evening Time		60	63	60
	Night-time		50	61	50
P28b	Daytime	B	60	60	60
	Evening Time		60	57	57
	Night-time		50	51	50

Note: Daytime represents the period from 0700 to 1900. Evening time represents the period from 1900 to 2300. Night-time represents the period from 2300 to 0700.

3.2.3 Based on the latest information, the locations and Sound Power Levels (SWLs) / Maximum Allowable SWLs of existing fixed plant noise sources, fixed plant noise sources / louvres from Hong Kong Section of the Guangzhou – Shenzhen – Hong Kong Express Rail Link (XRL) West Kowloon Terminus and ventilation openings within areas of WKCD other

than Zone 2 and Zone 3B of the approved S16 application and fulfilment of Approval Condition (b) and VEP 2016 remain valid. The locations of the Zone 3B ventilation exhausts have been updated according to the Zone 3B Administrative Review. Locations of the fixed plant noise sources within the study area are shown in **Appendix F**.

3.2.4 Detailed calculation of the fixed plant noise are given in **Appendix G**. The maximum allowable SWLs of the ventilation exhausts within Zone 2 during daytime, evening time and night-time are reviewed and summarized in **Table 3.3** below.

Table 3.3 Maximum Allowable SWLs of the Fixed Plants within Zone 2 of WKCD

Fixed Noise Source	Source ID	Maximum Allowable SWL dB(A)		
		Daytime	Evening Time	Night-time
Ventilation Openings of Parcel 6 within WKCD for Underpass Section and Basement Facilities	V10	85	80	75
Ventilation Openings of Parcel 7 within WKCD for Underpass Section and Basement Facilities	V03	87	87	65
Ventilation Openings of Parcel 8 within WKCD for Underpass Section and Basement Facilities	V04	80	80	70
	V11	80	80	70
Ventilation Openings of Parcel 10&11 within WKCD for Underpass Section and Basement Facilities	V14	78	74	65
Ventilation Openings of Parcel 10&11 within WKCD for Underpass Section and Basement Facilities	V17	77	73	66
Ventilation Openings of Parcel 12 within WKCD for Underpass Section and Basement Facilities	V16	85	83	69
Ventilation Openings of Parcel 13 within WKCD for Underpass Section and Basement Facilities	V19	79	76	70
	V18	79	76	70
Ventilation Openings of Parcel 14 within WKCD for Underpass Section and Basement Facilities	V22	85	82	72
	V20	85	82	72
Ventilation Openings of Parcel 15 within WKCD for Underpass Section and Basement Facilities	V21	83	82	72
Ventilation Openings of Parcel 17 within WKCD for Underpass Section and Basement Facilities	V25	87	84	78

Fixed Noise Source	Source ID	Maximum Allowable SWL dB(A)		
		Daytime	Evening Time	Night-time
Ventilation Openings of Parcel 18 within WKCD for Underpass Section and Basement Facilities	V26	87	87	80
Ventilation Openings of Parcel 19 within WKCD for Underpass Section and Basement Facilities	V27	86	86	75
Ventilation Openings of Parcel 20 within WKCD for Underpass Section and Basement Facilities	V28	86	86	84
Ventilation Openings of Parcel 30 within WKCD for Underpass Section and Basement Facilities	V30	87	87	70
Ventilation Openings of Parcel 27 within WKCD for Underpass Section and Basement Facilities	V29	87	87	72

Notes:

(1) V02, V05, V06, V08, V12, V13, V15, V23 and V24 are removed in the Proposed Scheme.

(2) The fixed noise source at Parcel 26 is relocated to Parcel 30 and renamed as V30 under the Proposed Scheme.

3.2.5 With the adoption of the proposed maximum allowable SWLs of the ventilation exhausts within Zone 2, the fixed plant noise impacts to the representative NSRs would all comply with the EIAO-TM noise criteria for planning purposes. Therefore, adverse fixed plant noise impact associated with the refinement of the ventilation exhausts in Zone 2 is not expected.

3.3 Visual Impact

Description

3.3.1 Under the Proposed Scheme, there would be 18 nos. of proposed ventilation exhausts installed within Zone 2 of the WKCD, which is no more than that of the approved EIA (**Figure 3.2**). According to **Figure 2.1** and **Figure 3.2**, the refined locations of the ventilation exhausts are also similar to that in the approved EIA. With references to the current design, the proposed ventilation exhausts would be with no encroachment design into any open space and will be integrated into the building as recommended in the approved WKCD EIA report (AEIAR-178/2013).

Appendix 3-4 Extracted Information of the Technical Note in Zone 3 (Z3R)

3 Other Impacts

3.1 Fixed Noise Impact

3.1.1 Noise from existing fixed noise sources is controlled under the TM-Places. To plan for a better environment, the HKPSG has specified the following requirements for the planned fixed noise sources, whichever is more stringent.

- 5dB(A) below the appropriate ANLs in the TM-Places; or
- the prevailing background noise levels (For quiet areas with level 5dB(A) below the ANL).

3.1.2 All the nearby NSRs of the concerned fixed noise sources are shown in figure below. Fixed noise impact to the nearest residential NSR (P27 at 30.6mPD) based on latest refinement is evaluated. The results are summarized as below. Detailed calculation is shown in Appendix B.

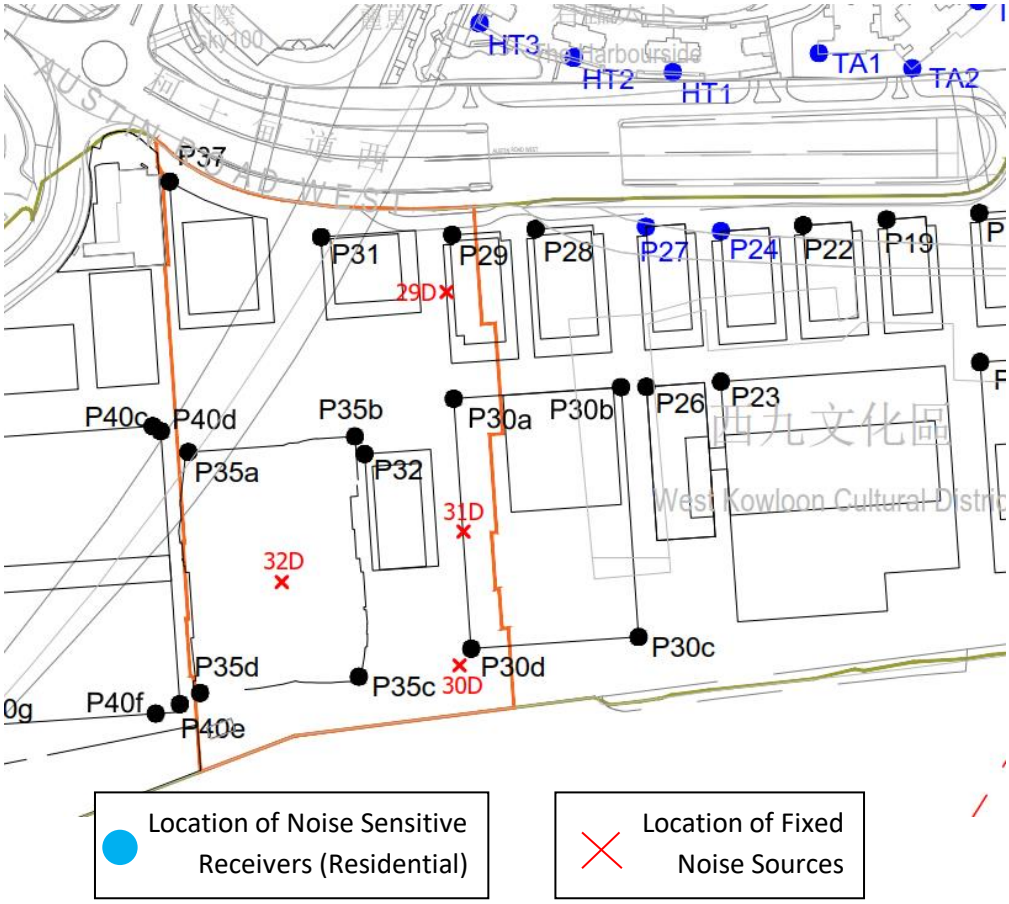

3.1.3 With reference to the identified Area Sensitivity Rating and the measured background noise levels in the approved WKCD EIA Report, which were also reviewed and adopted in the approved S16 application (A/K20/121) and fulfilment of Approval Condition (b) and VEP 2016, the fixed plant noise criteria for the identified representative NSR is shown as below. The location of fixed noise sources and receivers are shown in figure below. The adopted area sensitivity rating in approved reports are shown in Appendix D.

Daytime

Source ID	Source Height (mPD)	Sound Power Level (dB(A))	Predicted Sound Pressure Level (dB(A))	Criteria ANL-5, dB(A)
29D	20	87	44	60
30D	9.9	84		
31D	18.8	86		
32D	50	85		

Evening Time

Source ID	Source Height (mPD)	Sound Power Level (dB(A))	Predicted Sound Pressure Level (dB(A))	Criteria ANL-5, dB(A)
29D	20	85	42	60
30D	9.9	81		
31D	18.8	85		
32D	50	80		

Night time

Source ID	Source Height (mPD)	Sound Power Level (dB(A))	Predicted Sound Pressure Level (dB(A))	Criteria ANL-5, dB(A)
29D	20	76	33	50
30D	9.9	70		
31D	18.8	74		
32D	50	75		

3.1.4 With the adoption of the proposed maximum allowable SWLs of the ventilation exhausts within Zone 3B, the fixed plant noise impacts to the representative NSR would all comply with the EIAO-TM noise criteria for planning purposes. Therefore, adverse fixed plant noise impact associated with the refinement of the ventilation exhausts in Zone 3B is not expected.

Appendix B

Detail Results of the Fixed Noise Impact Assessment

NSR: P27
Receiver height: 30.6 mPD
Day Time

ID	Source Height, mPD	SWL, dB(A)	Receiver Height,mPD	Hor. Dist,m	Ver. Dis,m	Slant Dis,m	Dis. Atten, dB(A)	Tonality, dB(A)	Screening, dB(A)	Facade Corr, dB(A)	SPL, dB(A)	Resultant SPL, dB(A)	Criteria, dB(A)
29D	20.0	87	30.6	94	-10.6	94.6	-47.5	0	0	3	42.5	44	60
30D	9.9	84	30.6	215	-20.7	216.0	-54.7	0	0	3	32.3		
31D	18.8	86	30.6	160	-11.8	160.4	-52.1	0	0	3	36.9		
32D	50.0	85	30.6	260	19.4	260.7	-56.3	0	0	3	31.7		

Evening

ID	Source Height, mPD	SWL, dB(A)	Receiver Height,mPD	Hor. Dist,m	Ver. Dis,m	Slant Dis,m	Dis. Atten, dB(A)	Tonality, dB(A)	Screening, dB(A)	Facade Corr, dB(A)	SPL, dB(A)	Resultant SPL, dB(A)	Criteria, dB(A)
29D	20.0	85	30.6	91	-10.6	91.6	-47.2	0	0	3	40.8	42	60
30D	9.9	81	30.6	207	-20.7	208.0	-54.4	0	0	3	29.6		
31D	18.8	85	30.6	153	-11.8	153.5	-51.7	0	0	3	36.3		
32D	50.0	80	30.6	252	19.4	252.7	-56.1	0	0	3	26.9		

Night time

ID	Source Height, mPD	SWL, dB(A)	Receiver Height,mPD	Hor. Dist,m	Ver. Dis,m	Slant Dis,m	Dis. Atten, dB(A)	Tonality, dB(A)	Screening, dB(A)	Facade Corr, dB(A)	SPL, dB(A)	Resultant SPL, dB(A)	Criteria, dB(A)
29D	20.0	76	30.6	91	-10.6	91.6	-47.2	0	0	3	31.8	33	50
30D	9.9	70	30.6	207	-20.7	208.0	-54.4	0	0	3	18.6		
31D	18.8	74	30.6	153	-11.8	153.5	-51.7	0	0	3	25.3		
32D	50.0	75	30.6	252	19.4	252.7	-56.1	0	0	3	21.9		

Appendix 3-5 Site Survey Photos

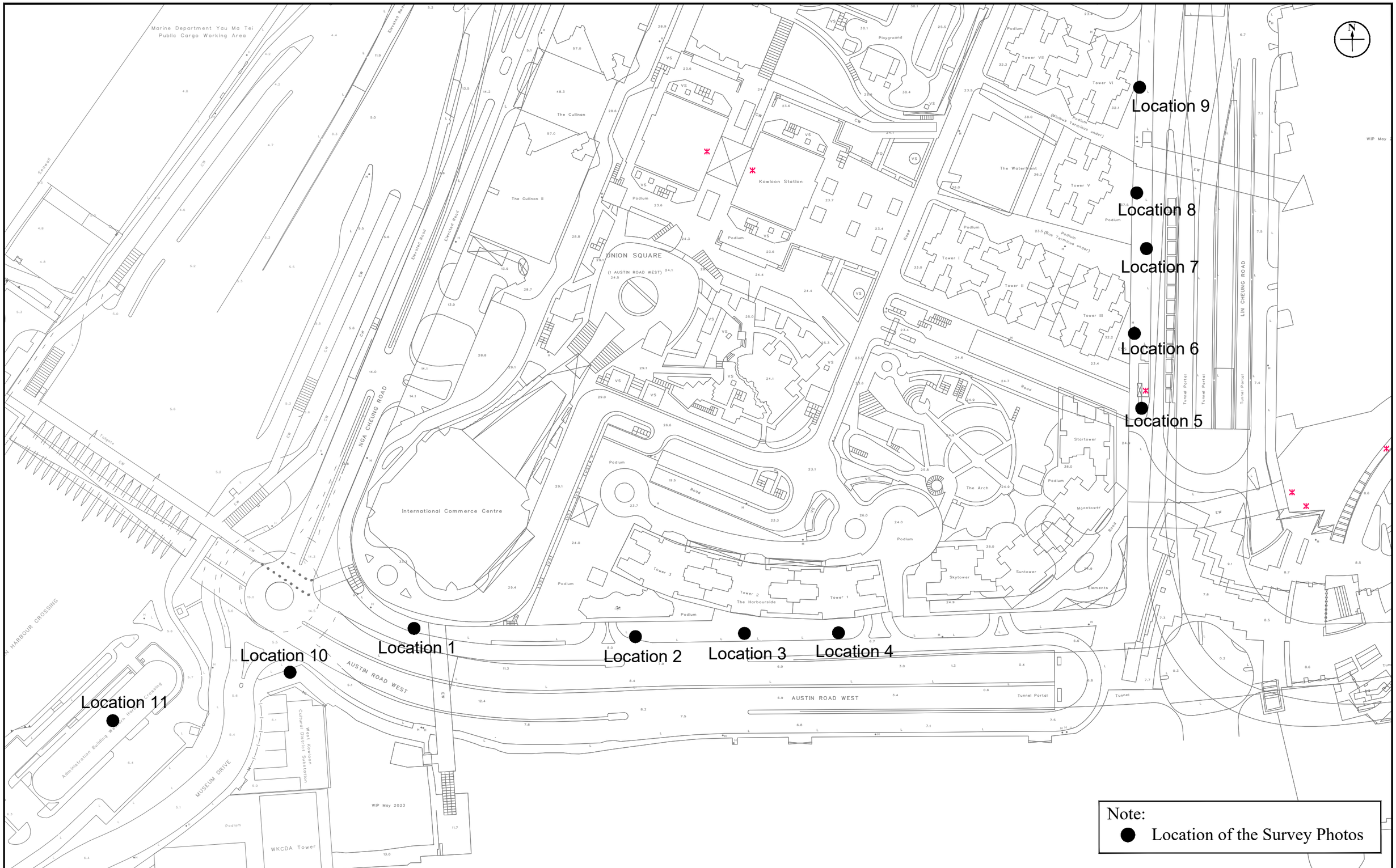

Appendix: 3-5

Title: Location of the Survey Photos

Project: Section 16 Planning Application for Amendments to Approved Scheme (No. A/K20/121) with Implementation of Permitted Residential Development at West Kowloon Cultural District

RAMBOLL

Drawn by:	MK
Checked by:	SL
Rev.:	1.0
Date:	Apr 2024

Q:\Projects\RLPWKCDAE101\03 Info\01 Site Visit\20240301\Site Visit Location_1.dwg

Survey Photos

	
Location: 1 (Exhaust Louver identified in ER)	Location: 2 (Exhaust Louver identified in ER)
	
Location: 3 (Exhaust Louver identified in ER)	Location: 4 (Exhaust Louver identified in ER)
Location: 5 (Exhaust Louver identified in ER)	Location: 6 (Exhaust Louver identified in ER)

Survey Photos

Location: 7 (Exhaust Louver identified in ER)	Location: 8 (Exhaust Louver identified in ER)
	
Location: 9 (Exhaust Louver identified in ER)	Location 10 (West Kowloon Cultural District Substation)
Location 11 (Chiller at flat roof of Administration Building Western Harbour Crossing)	

Appendix 3-6 Referenced Catalogue

Air cooled screw chiller

Standard efficiency

Reduced sound

- 2 truly independent refrigerant circuits
- Stepless single-screw compressor
- Large operation range (ambient temperature down to -18°C)
- MicroTech III controller with superior control logic and easy interface

Cooling only				EWAD-D-SR	180	190	220	240	250	270	280	310	370	400	440	480	510	530
Cooling capacity	Nom.			kW	177	190	218	237	251	263	277	310	364	402	438	475	503	531
Power input	Cooling	Nom.		kW	84.5	83.1	86.2	95.6	104	112	123	127	140	171	172	188	205	197
Capacity control	Method				Stepless													
	Minimum capacity			%	12.5													
EER					2.09	2.28	2.53	2.48	2.41	2.34	2.25	2.45	2.60	2.36	2.55	2.53	2.46	2.70
ESEER					2.80	2.91	3.24	3.11	3.13	3.07	3.04	3.15	3.32	3.54	3.56	3.46	3.56	3.66
Dimensions	Unit	Height		mm	2,355									2,223				
		Width		mm	2,234													
		Depth		mm	2,239		3,139					4,040						
Weight	Unit			kg	2,620		2,890					3,335		4,040	4,240			
	Operation weight			kg	2,650		3,100					3,450		4,342	4,542			
Water heat exchanger	Type				Plate heat exchanger		Single pass shell & tube											
	Water volume			l	25	30	100					130		165	170		165	160
	Water flow rate	Cooling	Nom.	l/s	8.5	9.1	10.4	11.3	12.0	12.6	13.3	14.9	17.4	19.3	21.0	22.8	24.1	25.4
	Water pressure drop	Cooling	Nom.	kPa	27	20	55	47	51	55		53	65	48	62	54	48	43
Air heat exchanger	Type				High efficiency fin and tube type with integral subcooler													
Compressor	Type				Single screw compressor									Asymmetric single screw compressor				
	Quantity				2													
Fan	Type				Direct propeller													
	Quantity				4		6					8		6	8			
	Air flow rate	Nom.		l/s	12,389	11,928	18,583		18,237	17,892		24,777		24,432	33,493			32,576
	Speed			rpm	680									705				
Sound power level	Cooling	Nom.		dBA	89							90	92	91			92	93
Sound pressure level	Cooling	Nom.		dBA	70								73	71			73	
Operation range	Water side	Cooling	Min.~Max.	°CDB	-15~15													
	Air side	Cooling	Min.~Max.	°CDB	-18~48													
Refrigerant	Type / GWP				R-134a / 1,430													
	Circuits	Quantity			2													
Refrigerant charge	Per circuit			kg/TCO_2Eq	18.0 / 25.7	21.0 / 30.0	24.0 / 34.3	25.0 / 35.8			29.0 / 41.5		33.0 / 47.2	35.0 / 50.1	40.0 / 57.2	39.0 / 55.8	40.0 / 57.2	43.0 / 61.5
Piping connections	Evaporator water inlet/outlet (OD)				3"		4"					5"						
Unit	Maximum starting current			A	217		232		275	284	295	297	302	460	480		488	
	Nominal running current (RLA)		Cooling	A	140	138	143	157	169	181	199	203	219	281	285	308	334	323
	Maximum running current			A	162		182	198	209	219	234	252	263	322	348	368	379	
Power supply	Phase/Frequency/Voltage			Hz/V	3~/50/400													

Appendix 3-7 Results of Fixed Plant Noise Impact Assessment

NSR	Location			ASR	Corrected Noise Level,		Comply
	X	Y	Z		Day	Night	
F101	834629.4	818088.9	25	B	62	52	YES
F102	834627.9	818118.2	25	B	63	54	YES
F103	834628.3	818131.6	25	B	63	54	YES
F201	834672.9	818151.2	25	B	62	55	YES
F202	834692.8	818122.2	25	B	61	53	YES
F203	834681.3	818103.3	25	B	61	52	YES
F301	834709.7	818120.3	25	B	61	52	YES
F302	834712	818135.9	25	B	61	53	YES
F401	834785.9	818099.2	25	B	57	51	YES
F501	834806.8	818154.5	25	B	57	51	YES
F502	834844.1	818122.6	25	B	62	53	YES
F503	834797.9	818102.9	25	B	57	51	YES
F601	834881.4	818157.8	25	B	58	50	YES
F701	834915.2	818131.2	25	B	61	53	YES
F702	834934	818123.7	25	B	59	52	YES
F703	834920.4	818108.1	25	B	59	52	YES

Predicted Noise Level for Fixed Noise Impact Assessment - Base Case Scenario
Day/Evening Time
F101 NSR Coordinate: x = 834629.4 y = ###### z = 25.0

Source ID	Description	Fixed Noise Source Coordinate: x	y	z	SWL, dB(A)	Horizontal distance from source to NSR	Slant distance from source to NSR (m) #	Distance Corr.	Façade Corr.	Barrier Corr.	Tonality Corr.	Impulsive Corr.	CNL, dB(A)
N3	Reference is made to the "ER" presented in Appendix 3.1	834534.1	818215.8	13.5	95.0	158.7	159.1	-52.0	3.0	0.0	3.0	0.0	49.0
N4		834639.0	818214.2	13.0	93.0	125.7	126.2	-50.0	3.0	0.0	3.0	0.0	49.0
N5		834699.3	818217.7	17.3	93.0	146.5	146.7	-51.3	3.0	0.0	3.0	0.0	47.7
N6		834745.1	818216.0	12.0	88.0	171.9	172.4	-52.7	3.0	0.0	3.0	0.0	41.3
N7		834888.6	818321.0	7.8	92.0	347.9	348.4	-58.8	3.0	0.0	3.0	0.0	0.0 *
N8		834888.8	818354.9	10.3	96.0	371.5	371.8	-59.4	3.0	0.0	3.0	0.0	0.0 *
N9		834889.7	818400.0	10.3	95.0	405.6	405.9	-60.2	3.0	0.0	3.0	0.0	0.0 *
N10		834890.2	818429.5	8.3	95.0	429.0	429.3	-60.7	3.0	0.0	3.0	0.0	0.0 *
N11		834892.6	818480.5	10.8	107.0	471.8	472.0	-61.5	3.0	0.0	3.0	0.0	0.0 *
01D		834489.0	818105.1	15.4	85.0	141.3	141.7	-51.0	3.0	0.0	3.0	0.0	40.0
39D1		834489.0	818105.1	19.7	98.0	141.3	141.4	-51.0	3.0	0.0	3.0	0.0	53.0
39D2		834420.5	818100.3	28.7	98.0	209.2	209.2	-54.4	3.0	0.0	3.0	0.0	49.6
40D1		834497.8	817978.8	21.4	98.0	171.6	171.6	-52.7	3.0	0.0	3.0	0.0	51.3
40D2		834376.5	818021.1	21.4	98.0	261.8	261.9	-56.4	3.0	0.0	3.0	0.0	47.6
42D1		834475.7	818163.8	31.6	98.0	171.0	171.0	-52.7	3.0	0.0	3.0	0.0	51.3
42D2		834491.8	818158.0	31.6	98.0	154.0	154.0	-51.7	3.0	0.0	3.0	0.0	52.3
42D3		834474.7	818131.7	31.6	98.0	160.5	160.5	-52.1	3.0	0.0	3.0	0.0	51.9
42D4		834468.3	818147.3	31.6	98.0	171.4	171.4	-52.7	3.0	0.0	3.0	0.0	51.3
V03	Reference is made to the "Zone 2" presented in Appendix 3.3	835211.3	818109.3	15.4	87.0	582.3	582.3	-63.3	3.0	0.0	3.0	0.0	0.0 *
V04		835213.6	818059.6	15.4	80.0	584.9	585.0	-63.3	3.0	0.0	3.0	0.0	0.0 *
V10		835134.2	818106.8	15.4	85.0	505.1	505.2	-62.1	3.0	0.0	3.0	0.0	0.0 *
V11		835138.1	818054.6	15.4	80.0	509.9	509.9	-62.2	3.0	0.0	3.0	0.0	0.0 *
V14		835117.1	818061.6	15.4	78.0	488.5	488.6	-61.8	3.0	0.0	3.0	0.0	0.0 *
V16		835068.0	818088.1	15.4	85.0	438.6	438.7	-60.8	3.0	0.0	3.0	0.0	0.0 *
V17		835070.4	818054.2	15.4	77.0	442.4	442.5	-60.9	3.0	0.0	3.0	0.0	0.0 *
V18		835063.1	818053.7	15.4	79.0	435.1	435.2	-60.8	3.0	0.0	3.0	0.0	0.0 *
V19		835021.9	818028.9	15.4	79.0	397.1	397.2	-60.0	3.0	0.0	3.0	0.0	0.0 *
V20		835027.1	818075.3	15.4	85.0	397.9	398.0	-60.0	3.0	0.0	3.0	0.0	0.0 *
V21		835012.9	818048.3	15.4	83.0	385.6	385.8	-59.7	3.0	0.0	3.0	0.0	0.0 *
V22		835024.9	818075.5	15.4	85.0	395.7	395.8	-60.0	3.0	0.0	3.0	0.0	0.0 *
V25		834921.8	818147.3	15.4	87.0	298.2	298.3	-57.5	3.0	0.0	3.0	0.0	35.5
V26		834922.8	818075.5	15.4	87.0	293.7	293.9	-57.4	3.0	0.0	3.0	0.0	35.6
V27		834844.2	818112.2	15.4	86.0	216.1	216.3	-54.7	3.0	0.0	3.0	0.0	37.3
V28		834847.3	818068.5	15.4	86.0	218.9	219.1	-54.8	3.0	0.0	3.0	0.0	37.2
V29		834707.7	818124.3	15.4	87.0	85.9	86.5	-46.7	3.0	-10.0	3.0	0.0	36.3
V30		834688.5	818064.8	15.4	87.0	63.8	64.5	-44.2	3.0	0.0	3.0	0.0	48.8
29D	Reference is made to the "Zone 3" presented in Appendix 3.4	834621.0	818119.5	20.0	87.0	31.7	32.1	-38.1	3.0	-10.0	3.0	0.0	44.9
30D		834626.6	817951.1	9.9	84.0	137.8	138.7	-50.8	3.0	0.0	3.0	0.0	39.2
31D		834628.7	818011.4	18.8	86.0	77.5	77.8	-45.8	3.0	0.0	3.0	0.0	46.2
32D		834546.6	817989.2	50.0	85.0	129.6	129.6	-50.3	3.0	0.0	3.0	0.0	40.7
WKT-VS1-1	Reference is made to the "CTR-XRL" presented in Appendix 3.2	834966.4	818290.5	N/A	67.0	392.7	392.7	-59.9	3.0	0.0	3.0	0.0	0.0 *
WKT-VS1-2		834995.2	818282.6	N/A	72.0	413.9	413.9	-60.3	3.0	0.0	3.0	0.0	0.0 *
WKT-VS1-3		834968.6	818303.1	N/A	72.0	401.2	401.2	-60.1	3.0	0.0	3.0	0.0	0.0 *
WKT-VS1-4		834962.7	818289.6	N/A	75.0	389.1	389.1	-59.8	3.0	0.0	3.0	0.0	0.0 *
WKT-VS2W-1		834925.1	818464.7	N/A	75.0	478.2	478.2	-61.6	3.0	0.0	3.0	0.0	0.0 *
WKT-VS2W-2A		834927.7	818481.0	N/A	68.0	492.7	492.7	-61.9	3.0	0.0	3.0	0.0	0.0 *
WKT-VS2W-2B		834927.7	818481.0	N/A	70.0	492.7	492.7	-61.9	3.0	0.0	3.0	0.0	0.0 *
WKT-VS2W-2C		834927.7	818481.0	N/A	70.0	492.7	492.7	-61.9	3.0	0.0	3.0	0.0	0.0 *
WKT-VS4-1		835144.1	818375.2	N/A	79.0	589.0	589.0	-63.4	3.0	0.0	3.0	0.0	0.0 *
WKT-VS4-4		835140.2	818372.2	N/A	74.0	584.1	584.1	-63.3	3.0	0.0	3.0	0.0	0.0 *
WKT-VS5-1		835158.2	818310.4	N/A	70.0	573.3	573.3	-63.2	3.0	0.0	3.0	0.0	0.0 *
WKT-VS5-2		835153.7	818303.7	N/A	92.0	566.6	566.6	-63.1	3.0	0.0	3.0	0.0	0.0 *
WKT-VS5-4		835157.7	818274.6	N/A	79.0	560.0	560.0	-63.0	3.0	0.0	3.0	0.0	0.0 *
WKT-VS6-1		835034.8	818104.1	N/A	77.0	405.7	405.7	-60.2	3.0	0.0	3.0	0.0	0.0 *
WKT-VS6-2A		835040.5	818108.4	N/A	60.0	411.6	411.6	-60.3	3.0	0.0	3.0	0.0	0.0 *
WKT-VS6-2B		835040.5	818108.4	N/A	62.0	411.6	411.6	-60.3	3.0	0.0	3.0	0.0	0.0 *
WKT-VS6-3A		835034.4	818112.5	N/A	62.0	405.7	405.7	-60.2	3.0	0.0	3.0	0.0	0.0 *
WKT-VS6-3B		835034.4	818112.5	N/A	66.0	405.7	405.7	-60.2	3.0	0.0	3.0	0.0	0.0 *
WKT-VS6-4		835034.4	818112.5	N/A	75.0	405.7	405.7	-60.2	3.0	0.0	3.0	0.0	0.0 *
WKT-VS6-5A		835034.4	818112.5	N/A	76.0	405.7	405.7	-60.2	3.0	0.0	3.0	0.0	0.0 *
WKT-VS6-5B		835034.4	818112.5	N/A	76.0	405.7	405.7	-60.2	3.0	0.0	3.0	0.0	0.0 *
WKT-VS6-6A		835034.4	818112.5	N/A	65.0	405.7	405.7	-60.2	3.0	0.0	3.0	0.0	0.0 *
WKT-VS6-6B		835034.4	818112.5	N/A	70.0	405.7	405.7	-60.2	3.0	0.0	3.0	0.0	0.0 *
WKT-VS6-7A		835028.5	818107.9	N/A	69.0	399.6	399.6	-60.0	3.0	0.0	3.0	0.0	0.0 *
WKT-VS6-7B		835028.5	818107.9	N/A	63.0	399.6	399.6	-60.0	3.0	0.0	3.0	0.0	0.0 *
WKT-PVS6-1		835036.6	818083.8	N/A	63.0	407.2	407.2	-60.2	3.0	0.0	3.0	0.0	0.0 *
WKT-PVS6-2		835034.6	818080.8	N/A	68.0	405.3	405.3	-60.2	3.0	0.0	3.0	0.0	0.0 *
WKT-PVS6-3A		835034.6	818080.8	N/A	69.0	405.3	405.3	-60.2	3.0	0.0	3.0	0.0	0.0 *
WKT-PVS6-3B		835034.6	818080.8	N/A	73.0	405.3	405.3	-60.2	3.0	0.0	3.0	0.0	0.0 *
WKT-PVS6-4		835029.6	818086.6	N/A	72.0	400.2	400.2	-60.0	3.0	0.0	3.0	0.0	0.0 *
WKT-VS7-1A		835141.3	818129.6	N/A	77.0	513.5	513.5	-62.2	3.0	0.0	3.0	0.0	0.0 *
WKT-VS7-1B		835142.4	818126.1	N/A	74.0	514.3	514.3	-62.2	3.0	0.0	3.0	0.0	0.0 *
WKT-VS7-2		835149.9	818138.7	N/A	69.0	522.9	522.9	-62.4	3.0	0.0	3.0	0.0	0.0 *
WKT-VS7-3		835149.9	818138.7	N/A	80.0	522.9	522.9	-62.4	3.0	0.0	3.0	0.0	0.0 *
WKT-G-D14VS-03A		835159.6	818130.5	N/A	81.0	531.8	531.8	-62.5	3.0	0.0	3.0	0.0	0.0 *
WKT-G-D14VS-04A		835151.2	818126.7	N/A	78.0	523.2	523.2	-62.4	3.0	0.0	3.0	0.0	0.0 *
WKT-G-G15VS-01A		835024.4	818040.6	N/A	75.0	397.9	397.9	-60.0	3.0	0.0	3.0	0.0	0.0 *
WKT-G-G15VS-01B		835022.7	818042.6	N/A	76.0	396.0	396.0	-60.0	3.0	0.0	3.0	0.0	0.0 *
WKT-G-G15VS-01C		835023.1	818044.5	N/A	74.0	396.2	396.2	-60.0	3.0	0.0	3.0	0.0	0.0 *
WKT-G-G15VS-03A Section 1		835036.3	818043.7	N/A	72.0	409.4	409.4	-60.2	3.0	0.0	3.0	0.0	0.0 *
WKT-G-G15VS-03A Section 2		835035.0	818045.4	N/A	73.0	407.9	407.9	-60.2	3.0	0.0	3.0	0.0	0.0 *
S01	Reference is made to the Product Catalogue in Appendix 3.6 for similar diameter Daikin: EWAD-D-SX 210)	834383.8	818162.5	24.6	84.0	256.4	256.4	-56.2	3.0	0.0	3.0	0.0	33.8
S02		834387.0	818165.4	24.6	84.0	254.2	254.2	-56.1	3.0	0.0	3.0	0.0	33.9
S03		834389.8	818168.7	24.6	84.0	252.5	252.5	-56.0	3.0	0.0	3.0	0.0	34.0
							ASR	**B**	**Noise standard:**		**65**	**Overall**	**62**

Note:
* - If the horizontal distance from NSR to noise source is over 300m, the correted noise level will be omitted in the calculation.
# - For a conservative approach, if the mPD level of fixed noise source is higher than the mPD level of NSRs, the slant dustance will be equal to the horizontal distance. Furthermore, if the information of the mPD is not aviliable (N/A), the slant dustance will be equal to the horizontal distance too.

Predicted Noise Level for Fixed Noise Impact Assessment - Base Case Scenario
Night Time
F101 NSR Coordinate: x = 834629.4 y = ###### z = 25.0

Source ID	Description	Fixed Noise Source Coordinate: x	y	z	SWL, dB(A)	Horizontal distance from source to NSR	Slant distance from source to NSR (m) #	Distance Corr.	Façade Corr.	Barrier Corr.	Tonality Corr.	Impulsive Corr.	CNL, dB(A)
N3	Reference is made to the "ER" presented in Appendix 3.1	834534.1	818215.8	13.5	93.0	158.7	159.1	-52.0	3.0	0.0	3.0	0.0	47.0
N4		834639.0	818214.2	13.0	88.0	125.7	126.2	-50.0	3.0	0.0	3.0	0.0	44.0
N5		834699.3	818217.7	17.3	89.0	146.5	146.7	-51.3	3.0	0.0	3.0	0.0	43.7
N6		834745.1	818216.0	12.0	85.0	171.9	172.4	-52.7	3.0	0.0	3.0	0.0	38.3
N7		834888.6	818321.0	7.8	0.0	347.9	348.4	-58.8	3.0	0.0	3.0	0.0	0.0
N8		834888.8	818354.9	10.3	0.0	371.5	371.8	-59.4	3.0	0.0	3.0	0.0	0.0
N9		834889.7	818400.0	10.3	0.0	405.6	405.9	-60.2	3.0	0.0	3.0	0.0	0.0
N10		834890.2	818429.5	8.3	0.0	429.0	429.3	-60.7	3.0	0.0	3.0	0.0	0.0
N11		834892.6	818480.5	10.8	0.0	471.8	472.0	-61.5	3.0	0.0	3.0	0.0	0.0
01D		834489.0	818105.1	15.4	69.0	141.3	141.7	-51.0	3.0	0.0	3.0	0.0	24.0
39D1		834489.0	818105.1	19.7	87.0	141.3	141.4	-51.0	3.0	0.0	3.0	0.0	42.0
39D2		834420.5	818100.3	28.7	87.0	209.2	209.2	-54.4	3.0	0.0	3.0	0.0	38.6
40D1		834497.8	817978.8	21.4	87.0	171.6	171.6	-52.7	3.0	0.0	3.0	0.0	40.3
40D2		834376.5	818021.1	21.4	87.0	261.8	261.9	-56.4	3.0	0.0	3.0	0.0	36.6
42D1		834475.7	818163.8	31.6	80.0	171.0	171.0	-52.7	3.0	0.0	3.0	0.0	33.3
42D2		834491.8	818158.0	31.6	80.0	154.0	154.0	-51.7	3.0	0.0	3.0	0.0	34.3
42D3		834474.7	818131.7	31.6	80.0	160.5	160.5	-52.1	3.0	0.0	3.0	0.0	33.9
42D4		834468.3	818147.3	31.6	80.0	171.4	171.4	-52.7	3.0	0.0	3.0	0.0	33.3
V03	Reference is made to the "Zone 2" presented in Appendix 3.3	835211.3	818109.3	15.4	65.0	582.3	582.3	-63.3	3.0	0.0	3.0	0.0	0.0 *
V04		835213.6	818059.6	15.4	70.0	584.9	585.0	-63.3	3.0	0.0	3.0	0.0	0.0 *
V10		835134.2	818106.8	15.4	75.0	505.1	505.2	-62.1	3.0	0.0	3.0	0.0	0.0 *
V11		835138.1	818054.6	15.4	70.0	509.9	509.9	-62.2	3.0	0.0	3.0	0.0	0.0 *
V14		835117.1	818061.6	15.4	65.0	488.5	488.6	-61.8	3.0	0.0	3.0	0.0	0.0 *
V16		835068.0	818088.1	15.4	69.0	438.6	438.7	-60.8	3.0	0.0	3.0	0.0	0.0 *
V17		835070.4	818054.2	15.4	66.0	442.4	442.5	-60.9	3.0	0.0	3.0	0.0	0.0 *
V18		835063.1	818053.7	15.4	70.0	435.1	435.2	-60.8	3.0	0.0	3.0	0.0	0.0 *
V19		835021.9	818028.9	15.4	70.0	397.1	397.2	-60.0	3.0	0.0	3.0	0.0	0.0 *
V20		835027.1	818075.3	15.4	72.0	397.9	398.0	-60.0	3.0	0.0	3.0	0.0	0.0 *
V21		835012.9	818048.3	15.4	72.0	385.6	385.8	-59.7	3.0	0.0	3.0	0.0	0.0 *
V22		835024.9	818075.5	15.4	72.0	395.7	395.8	-60.0	3.0	0.0	3.0	0.0	0.0 *
V25		834921.8	818147.3	15.4	78.0	298.2	298.3	-57.5	3.0	0.0	3.0	0.0	26.5
V26		834922.8	818075.5	15.4	80.0	293.7	293.9	-57.4	3.0	0.0	3.0	0.0	28.6
V27		834844.2	818112.2	15.4	75.0	216.1	216.3	-54.7	3.0	0.0	3.0	0.0	26.3
V28		834847.3	818068.5	15.4	84.0	218.9	219.1	-54.8	3.0	0.0	3.0	0.0	35.2
V29		834707.7	818124.3	15.4	72.0	85.9	86.5	-46.7	3.0	-10.0	3.0	0.0	21.3
V30		834688.5	818064.8	15.4	70.0	63.8	64.5	-44.2	3.0	0.0	3.0	0.0	31.8
29D	Reference is made to the "Zone 3" presented in Appendix 3.4	834621.0	818119.5	20.0	76.0	31.7	32.1	-38.1	3.0	-10.0	3.0	0.0	33.9
30D		834626.6	817951.1	9.9	70.0	137.8	138.7	-50.8	3.0	0.0	3.0	0.0	25.2
31D		834628.7	818011.4	18.8	74.0	77.5	77.8	-45.8	3.0	0.0	3.0	0.0	34.2
32D		834546.6	817989.2	50.0	75.0	129.6	129.6	-50.3	3.0	0.0	3.0	0.0	30.7
WKT-VS1-1	Reference is made to the "CTR-XRL" presented in Appendix 3.2	834966.4	818290.5	N/A	67.0	392.7	392.7	-59.9	3.0	0.0	3.0	0.0	0.0 *
WKT-VS1-2		834995.2	818282.6	N/A	72.0	413.9	413.9	-60.3	3.0	0.0	3.0	0.0	0.0 *
WKT-VS1-3		834968.6	818303.1	N/A	72.0	401.2	401.2	-60.1	3.0	0.0	3.0	0.0	0.0 *
WKT-VS1-4		834962.7	818289.6	N/A	75.0	389.1	389.1	-59.8	3.0	0.0	3.0	0.0	0.0 *
WKT-VS2W-1		834925.1	818464.7	N/A	75.0	478.2	478.2	-61.6	3.0	0.0	3.0	0.0	0.0 *
WKT-VS2W-2A		834927.7	818481.0	N/A	68.0	492.7	492.7	-61.9	3.0	0.0	3.0	0.0	0.0 *
WKT-VS2W-2B		834927.7	818481.0	N/A	70.0	492.7	492.7	-61.9	3.0	0.0	3.0	0.0	0.0 *
WKT-VS2W-2C		834927.7	818481.0	N/A	70.0	492.7	492.7	-61.9	3.0	0.0	3.0	0.0	0.0 *
WKT-VS4-1		835144.1	818375.2	N/A	79.0	589.0	589.0	-63.4	3.0	0.0	3.0	0.0	0.0 *
WKT-VS4-4		835140.2	818372.2	N/A	74.0	584.1	584.1	-63.3	3.0	0.0	3.0	0.0	0.0 *
WKT-VS5-1		835158.2	818310.4	N/A	70.0	573.3	573.3	-63.2	3.0	0.0	3.0	0.0	0.0 *
WKT-VS5-2		835153.7	818303.7	N/A	92.0	566.6	566.6	-63.1	3.0	0.0	3.0	0.0	0.0 *
WKT-VS5-4		835157.7	818274.6	N/A	79.0	560.0	560.0	-63.0	3.0	0.0	3.0	0.0	0.0 *
WKT-VS6-1		835034.8	818104.1	N/A	77.0	405.7	405.7	-60.2	3.0	0.0	3.0	0.0	0.0 *
WKT-VS6-2A		835040.5	818108.4	N/A	60.0	411.6	411.6	-60.3	3.0	0.0	3.0	0.0	0.0 *
WKT-VS6-2B		835040.5	818108.4	N/A	62.0	411.6	411.6	-60.3	3.0	0.0	3.0	0.0	0.0 *
WKT-VS6-3A		835034.4	818112.5	N/A	62.0	405.7	405.7	-60.2	3.0	0.0	3.0	0.0	0.0 *
WKT-VS6-3B		835034.4	818112.5	N/A	66.0	405.7	405.7	-60.2	3.0	0.0	3.0	0.0	0.0 *
WKT-VS6-4		835034.4	818112.5	N/A	75.0	405.7	405.7	-60.2	3.0	0.0	3.0	0.0	0.0 *
WKT-VS6-5A		835034.4	818112.5	N/A	76.0	405.7	405.7	-60.2	3.0	0.0	3.0	0.0	0.0 *
WKT-VS6-5B		835034.4	818112.5	N/A	76.0	405.7	405.7	-60.2	3.0	0.0	3.0	0.0	0.0 *
WKT-VS6-6A		835034.4	818112.5	N/A	65.0	405.7	405.7	-60.2	3.0	0.0	3.0	0.0	0.0 *
WKT-VS6-6B		835034.4	818112.5	N/A	70.0	405.7	405.7	-60.2	3.0	0.0	3.0	0.0	0.0 *
WKT-VS6-7A		835028.5	818107.9	N/A	69.0	399.6	399.6	-60.0	3.0	0.0	3.0	0.0	0.0 *
WKT-VS6-7B		835028.5	818107.9	N/A	63.0	399.6	399.6	-60.0	3.0	0.0	3.0	0.0	0.0 *
WKT-PVS6-1		835036.6	818083.8	N/A	63.0	407.2	407.2	-60.2	3.0	0.0	3.0	0.0	0.0 *
WKT-PVS6-2		835034.6	818080.8	N/A	68.0	405.3	405.3	-60.2	3.0	0.0	3.0	0.0	0.0 *
WKT-PVS6-3A		835034.6	818080.8	N/A	69.0	405.3	405.3	-60.2	3.0	0.0	3.0	0.0	0.0 *
WKT-PVS6-3B		835034.6	818080.8	N/A	73.0	405.3	405.3	-60.2	3.0	0.0	3.0	0.0	0.0 *
WKT-PVS6-4		835029.6	818086.6	N/A	72.0	400.2	400.2	-60.0	3.0	0.0	3.0	0.0	0.0 *
WKT-VS7-1A		835141.3	818129.6	N/A	77.0	513.5	513.5	-62.2	3.0	0.0	3.0	0.0	0.0 *
WKT-VS7-1B		835142.4	818126.1	N/A	74.0	514.3	514.3	-62.2	3.0	0.0	3.0	0.0	0.0 *
WKT-VS7-2		835149.9	818138.7	N/A	69.0	522.9	522.9	-62.4	3.0	0.0	3.0	0.0	0.0 *
WKT-VS7-3		835149.9	818138.7	N/A	80.0	522.9	522.9	-62.4	3.0	0.0	3.0	0.0	0.0 *
WKT-G-D14VS-03A		835159.6	818130.5	N/A	81.0	531.8	531.8	-62.5	3.0	0.0	3.0	0.0	0.0 *
WKT-G-D14VS-04A		835151.2	818126.7	N/A	78.0	523.2	523.2	-62.4	3.0	0.0	3.0	0.0	0.0 *
WKT-G-G15VS-01A		835024.4	818040.6	N/A	75.0	397.9	397.9	-60.0	3.0	0.0	3.0	0.0	0.0 *
WKT-G-G15VS-01B		835022.7	818042.6	N/A	76.0	396.0	396.0	-60.0	3.0	0.0	3.0	0.0	0.0 *
WKT-G-G15VS-01C		835023.1	818044.5	N/A	74.0	396.2	396.2	-60.0	3.0	0.0	3.0	0.0	0.0 *
WKT-G-G15VS-03A Section 1		835036.3	818043.7	N/A	72.0	409.4	409.4	-60.2	3.0	0.0	3.0	0.0	0.0 *
WKT-G-G15VS-03A Section 2		835035.0	818045.4	N/A	73.0	407.9	407.9	-60.2	3.0	0.0	3.0	0.0	0.0 *
S01	Reference is made to the Product Catalogue in Appendix 3.6 for similar diameter Daikin: EWAD-D-SX 210)	834383.8	818162.5	24.6	84.0	256.4	256.4	-56.2	3.0	0.0	3.0	0.0	33.8
S02		834387.0	818165.4	24.6	84.0	254.2	254.2	-56.1	3.0	0.0	3.0	0.0	33.9
S03		834389.8	818168.7	24.6	84.0	252.5	252.5	-56.0	3.0	0.0	3.0	0.0	34.0
							ASR	**B**	**Noise standard:**		**55**	**Overall**	**52**

Note:
* - If the horizontal distance from NSR to noise source is over 300m, the correted noise level will be omitted in the calculation.
# - For a conservative approach, if the mPD level of fixed noise source is higher than the mPD level of NSRs, the slant dustance will be equal to the horizontal distance. Furthermore, if the information of the mPD is not aviliable (N/A), the slant dustance will be equal to the horizontal distance too.

Predicted Noise Level for Fixed Noise Impact Assessment - Base Case Scenario
Day/Evening Time
F102

NSR Coordinate: x = 834627.9 y = ###### z = 25.0

Source ID	Description	Fixed Noise Source Coordinate: x	y	z	SWL, dB(A)	Horizontal distance from source to NSR	Slant distance from source to NSR (m) #	Distance Corr.	Façade Corr.	Barrier Corr.	Tonality Corr.	Impulsive Corr.	CNL, dB(A)
N3	Reference is made to the "ER" presented in Appendix 3.1	834534.1	818215.8	13.5	95.0	135.4	135.9	-50.7	3.0	0.0	3.0	0.0	50.3
N4		834639.0	818214.2	13.0	93.0	96.6	97.4	-47.8	3.0	0.0	3.0	0.0	51.2
N5		834699.3	818217.7	17.3	93.0	122.5	122.7	-49.8	3.0	0.0	3.0	0.0	49.2
N6		834745.1	818216.0	12.0	88.0	152.6	153.2	-51.7	3.0	0.0	3.0	0.0	42.3
N7		834888.6	818321.0	7.8	92.0	330.3	330.7	-58.4	3.0	0.0	3.0	0.0	0.0 *
N8		834888.8	818354.9	10.3	96.0	352.3	352.6	-58.9	3.0	0.0	3.0	0.0	0.0 *
N9		834889.7	818400.0	10.3	95.0	384.6	384.9	-59.7	3.0	0.0	3.0	0.0	0.0 *
N10		834890.2	818429.5	8.3	95.0	407.1	407.4	-60.2	3.0	0.0	3.0	0.0	0.0 *
N11		834892.6	818480.5	10.8	107.0	448.7	448.9	-61.0	3.0	0.0	3.0	0.0	0.0 *
01D		834489.0	818105.1	15.4	85.0	139.5	139.8	-50.9	3.0	0.0	3.0	0.0	40.1
39D1		834489.0	818105.1	19.7	98.0	139.5	139.6	-50.9	3.0	0.0	3.0	0.0	53.1
39D2		834420.5	818100.3	28.7	98.0	208.2	208.2	-54.4	3.0	0.0	3.0	0.0	49.6
40D1		834497.8	817978.8	21.4	98.0	190.7	190.7	-53.6	3.0	0.0	3.0	0.0	50.4
40D2		834376.5	818021.1	21.4	98.0	269.5	269.5	-56.6	3.0	0.0	3.0	0.0	47.4
42D1		834475.7	818163.8	31.6	98.0	158.9	158.9	-52.0	3.0	0.0	3.0	0.0	52.0
42D2		834491.8	818158.0	31.6	98.0	141.8	141.8	-51.0	3.0	0.0	3.0	0.0	53.0
42D3		834474.7	818131.7	31.6	98.0	153.8	153.8	-51.7	3.0	0.0	3.0	0.0	52.3
42D4		834468.3	818147.3	31.6	98.0	162.2	162.2	-52.2	3.0	0.0	3.0	0.0	51.8
V03	Reference is made to the "Zone 2" presented in Appendix 3.3	835211.3	818109.3	15.4	87.0	583.5	583.5	-63.3	3.0	0.0	3.0	0.0	0.0 *
V04		835213.6	818059.6	15.4	80.0	588.6	588.7	-63.4	3.0	0.0	3.0	0.0	0.0 *
V10		835134.2	818106.8	15.4	85.0	506.4	506.5	-62.1	3.0	0.0	3.0	0.0	0.0 *
V11		835138.1	818054.6	15.4	80.0	514.1	514.2	-62.2	3.0	0.0	3.0	0.0	0.0 *
V14		835117.1	818061.6	15.4	78.0	492.5	492.6	-61.8	3.0	0.0	3.0	0.0	0.0 *
V16		835068.0	818088.1	15.4	85.0	441.1	441.2	-60.9	3.0	0.0	3.0	0.0	0.0 *
V17		835070.4	818054.2	15.4	77.0	447.1	447.2	-61.0	3.0	0.0	3.0	0.0	0.0 *
V18		835063.1	818053.7	15.4	79.0	440.0	440.1	-60.9	3.0	0.0	3.0	0.0	0.0 *
V19		835021.9	818028.9	15.4	79.0	404.0	404.1	-60.1	3.0	0.0	3.0	0.0	0.0 *
V20		835027.1	818075.3	15.4	85.0	401.5	401.6	-60.1	3.0	0.0	3.0	0.0	0.0 *
V21		835012.9	818048.3	15.4	83.0	391.3	391.4	-59.9	3.0	0.0	3.0	0.0	0.0 *
V22		835024.9	818075.5	15.4	85.0	399.3	399.4	-60.0	3.0	0.0	3.0	0.0	0.0 *
V25		834921.8	818147.3	15.4	87.0	295.3	295.5	-57.4	3.0	0.0	3.0	0.0	35.6
V26		834922.8	818075.5	15.4	87.0	298.0	298.1	-57.5	3.0	0.0	3.0	0.0	35.5
V27		834844.2	818112.2	15.4	86.0	216.4	216.6	-54.7	3.0	0.0	3.0	0.0	37.3
V28		834847.3	818068.5	15.4	86.0	225.0	225.2	-55.0	3.0	0.0	3.0	0.0	37.0
V29		834707.7	818124.3	15.4	87.0	80.0	80.6	-46.1	3.0	-10.0	3.0	0.0	36.9
V30		834688.5	818064.8	15.4	87.0	80.8	81.3	-46.2	3.0	0.0	3.0	0.0	46.8
29D	Reference is made to the "Zone 3" presented in Appendix 3.4	834621.0	818119.5	20.0	87.0	7.0	8.6	-26.7	3.0	-10.0	3.0	0.0	56.3
30D		834626.6	817951.1	9.9	84.0	167.1	167.8	-52.5	3.0	0.0	3.0	0.0	37.5
31D		834628.7	818011.4	18.8	86.0	106.8	107.0	-48.6	3.0	0.0	3.0	0.0	43.4
32D		834546.6	817989.2	50.0	85.0	152.5	152.5	-51.7	3.0	0.0	3.0	0.0	39.3
WKT-VS1-1	Reference is made to the "CTR-XRL" presented in Appendix 3.2	834966.4	818290.5	N/A	67.0	379.8	379.8	-59.6	3.0	0.0	3.0	0.0	0.0 *
WKT-VS1-2		834995.2	818282.6	N/A	72.0	402.4	402.4	-60.1	3.0	0.0	3.0	0.0	0.0 *
WKT-VS1-3		834968.6	818303.1	N/A	72.0	387.6	387.6	-59.8	3.0	0.0	3.0	0.0	0.0 *
WKT-VS1-4		834962.7	818289.6	N/A	75.0	376.1	376.1	-59.5	3.0	0.0	3.0	0.0	0.0 *
WKT-VS2W-1		834925.1	818464.7	N/A	75.0	456.5	456.5	-61.2	3.0	0.0	3.0	0.0	0.0 *
WKT-VS2W-2A		834927.7	818481.0	N/A	68.0	470.6	470.6	-61.5	3.0	0.0	3.0	0.0	0.0 *
WKT-VS2W-2B		834927.7	818481.0	N/A	70.0	470.6	470.6	-61.5	3.0	0.0	3.0	0.0	0.0 *
WKT-VS2W-2C		834927.7	818481.0	N/A	70.0	470.6	470.6	-61.5	3.0	0.0	3.0	0.0	0.0 *
WKT-VS4-1		835144.1	818375.2	N/A	79.0	576.6	576.6	-63.2	3.0	0.0	3.0	0.0	0.0 *
WKT-VS4-4		835140.2	818372.2	N/A	74.0	571.8	571.8	-63.1	3.0	0.0	3.0	0.0	0.0 *
WKT-VS5-1		835158.2	818310.4	N/A	70.0	564.1	564.1	-63.0	3.0	0.0	3.0	0.0	0.0 *
WKT-VS5-2		835153.7	818303.7	N/A	92.0	557.6	557.6	-62.9	3.0	0.0	3.0	0.0	0.0 *
WKT-VS5-4		835157.7	818274.6	N/A	79.0	552.4	552.4	-62.8	3.0	0.0	3.0	0.0	0.0 *
WKT-VS6-1		835034.8	818104.1	N/A	77.0	407.1	407.1	-60.2	3.0	0.0	3.0	0.0	0.0 *
WKT-VS6-2A		835040.5	818108.4	N/A	60.0	412.7	412.7	-60.3	3.0	0.0	3.0	0.0	0.0 *
WKT-VS6-2B		835040.5	818108.4	N/A	62.0	412.7	412.7	-60.3	3.0	0.0	3.0	0.0	0.0 *
WKT-VS6-3A		835034.4	818112.5	N/A	62.0	406.5	406.5	-60.2	3.0	0.0	3.0	0.0	0.0 *
WKT-VS6-3B		835034.4	818112.5	N/A	66.0	406.5	406.5	-60.2	3.0	0.0	3.0	0.0	0.0 *
WKT-VS6-4		835034.4	818112.5	N/A	75.0	406.5	406.5	-60.2	3.0	0.0	3.0	0.0	0.0 *
WKT-VS6-5A		835034.4	818112.5	N/A	76.0	406.5	406.5	-60.2	3.0	0.0	3.0	0.0	0.0 *
WKT-VS6-5B		835034.4	818112.5	N/A	76.0	406.5	406.5	-60.2	3.0	0.0	3.0	0.0	0.0 *
WKT-VS6-6A		835034.4	818112.5	N/A	65.0	406.5	406.5	-60.2	3.0	0.0	3.0	0.0	0.0 *
WKT-VS6-6B		835034.4	818112.5	N/A	70.0	406.5	406.5	-60.2	3.0	0.0	3.0	0.0	0.0 *
WKT-VS6-7A		835028.5	818107.9	N/A	69.0	400.7	400.7	-60.1	3.0	0.0	3.0	0.0	0.0 *
WKT-VS6-7B		835028.5	818107.9	N/A	63.0	400.7	400.7	-60.1	3.0	0.0	3.0	0.0	0.0 *
WKT-PVS6-1		835036.6	818083.8	N/A	63.0	410.1	410.1	-60.3	3.0	0.0	3.0	0.0	0.0 *
WKT-PVS6-2		835034.6	818080.8	N/A	68.0	408.4	408.4	-60.2	3.0	0.0	3.0	0.0	0.0 *
WKT-PVS6-3A		835034.6	818080.8	N/A	69.0	408.4	408.4	-60.2	3.0	0.0	3.0	0.0	0.0 *
WKT-PVS6-3B		835034.6	818080.8	N/A	73.0	408.4	408.4	-60.2	3.0	0.0	3.0	0.0	0.0 *
WKT-PVS6-4		835029.6	818086.6	N/A	72.0	402.9	402.9	-60.1	3.0	0.0	3.0	0.0	0.0 *
WKT-VS7-1A		835141.3	818129.6	N/A	77.0	513.5	513.5	-62.2	3.0	0.0	3.0	0.0	0.0 *
WKT-VS7-1B		835142.4	818126.1	N/A	74.0	514.6	514.6	-62.2	3.0	0.0	3.0	0.0	0.0 *
WKT-VS7-2		835149.9	818138.7	N/A	69.0	522.4	522.4	-62.4	3.0	0.0	3.0	0.0	0.0 *
WKT-VS7-3		835149.9	818138.7	N/A	80.0	522.4	522.4	-62.4	3.0	0.0	3.0	0.0	0.0 *
WKT-G-D14VS-03A		835159.6	818130.5	N/A	81.0	531.8	531.8	-62.5	3.0	0.0	3.0	0.0	0.0 *
WKT-G-D14VS-04A		835151.2	818126.7	N/A	78.0	523.4	523.4	-62.4	3.0	0.0	3.0	0.0	0.0 *
WKT-G-G15VS-01A		835024.4	818040.6	N/A	75.0	404.0	404.0	-60.1	3.0	0.0	3.0	0.0	0.0 *
WKT-G-G15VS-01B		835022.7	818042.6	N/A	76.0	402.0	402.0	-60.1	3.0	0.0	3.0	0.0	0.0 *
WKT-G-G15VS-01C		835023.1	818044.5	N/A	74.0	402.0	402.0	-60.1	3.0	0.0	3.0	0.0	0.0 *
WKT-G-G15VS-03A Section 1		835036.3	818043.7	N/A	72.0	415.1	415.1	-60.4	3.0	0.0	3.0	0.0	0.0 *
WKT-G-G15VS-03A Section 2		835035.0	818045.4	N/A	73.0	413.6	413.6	-60.3	3.0	0.0	3.0	0.0	0.0 *
S01	Reference is made to the Product Catalogue in Appendix 3.6 for similar diameter Daikin: EWAD-D-SX 210)	834383.8	818162.5	24.6	84.0	248.1	248.1	-55.9	3.0	0.0	3.0	0.0	34.1
S02		834387.0	818165.4	24.6	84.0	245.5	245.5	-55.8	3.0	0.0	3.0	0.0	34.2
S03		834389.8	818168.7	24.6	84.0	243.4	243.4	-55.7	3.0	0.0	3.0	0.0	34.3
							ASR	**B**	**Noise standard:**		**65**	**Overall**	**63**

Note:
* - If the horizontal distance from NSR to noise source is over 300m, the correted noise level will be omitted in the calculation.
# - For a conservative approach, if the mPD level of fixed noise source is higher than the mPD level of NSRs, the slant dustance will be equal to the horizontal distance. Furthermore, if the information of the mPD is not aviliable (N/A), the slant dustance will be equal to the horizontal distance too.

Predicted Noise Level for Fixed Noise Impact Assessment - Base Case Scenario
Night Time
F102

NSR Coordinate: x = 834627.9 y = ###### z = 25.0

Source ID	Description	Fixed Noise Source Coordinate: x	y	z	SWL, dB(A)	Horizontal distance from source to NSR	Slant distance from source to NSR (m) #	Distance Corr.	Façade Corr.	Barrier Corr.	Tonality Corr.	Impulsive Corr.	CNL, dB(A)
N3	Reference is made to the "ER" presented in Appendix 3.1	834534.1	818215.8	13.5	93.0	135.4	135.9	-50.7	3.0	0.0	3.0	0.0	48.3
N4		834639.0	818214.2	13.0	88.0	96.6	97.4	-47.8	3.0	0.0	3.0	0.0	46.2
N5		834699.3	818217.7	17.3	89.0	122.5	122.7	-49.8	3.0	0.0	3.0	0.0	45.2
N6		834745.1	818216.0	12.0	85.0	152.6	153.2	-51.7	3.0	0.0	3.0	0.0	39.3
N7		834888.6	818321.0	7.8	0.0	330.3	330.7	-58.4	3.0	0.0	3.0	0.0	0.0
N8		834888.8	818354.9	10.3	0.0	352.3	352.6	-58.9	3.0	0.0	3.0	0.0	0.0
N9		834889.7	818400.0	10.3	0.0	384.6	384.9	-59.7	3.0	0.0	3.0	0.0	0.0
N10		834890.2	818429.5	8.3	0.0	407.1	407.4	-60.2	3.0	0.0	3.0	0.0	0.0
N11		834892.6	818480.5	10.8	0.0	448.7	448.9	-61.0	3.0	0.0	3.0	0.0	0.0
01D		834489.0	818105.1	15.4	69.0	139.5	139.8	-50.9	3.0	0.0	3.0	0.0	24.1
39D1		834489.0	818105.1	19.7	87.0	139.5	139.6	-50.9	3.0	0.0	3.0	0.0	42.1
39D2		834420.5	818100.3	28.7	87.0	208.2	208.2	-54.4	3.0	0.0	3.0	0.0	38.6
40D1		834497.8	817978.8	21.4	87.0	190.7	190.7	-53.6	3.0	0.0	3.0	0.0	39.4
40D2		834376.5	818021.1	21.4	87.0	269.5	269.5	-56.6	3.0	0.0	3.0	0.0	36.4
42D1		834475.7	818163.8	31.6	80.0	158.9	158.9	-52.0	3.0	0.0	3.0	0.0	34.0
42D2		834491.8	818158.0	31.6	80.0	141.8	141.8	-51.0	3.0	0.0	3.0	0.0	35.0
42D3		834474.7	818131.7	31.6	80.0	153.8	153.8	-51.7	3.0	0.0	3.0	0.0	34.3
42D4		834468.3	818147.3	31.6	80.0	162.2	162.2	-52.2	3.0	0.0	3.0	0.0	33.8
V03	Reference is made to the "Zone 2" presented in Appendix 3.3	835211.3	818109.3	15.4	65.0	583.5	583.5	-63.3	3.0	0.0	3.0	0.0	0.0 *
V04		835213.6	818059.6	15.4	70.0	588.6	588.7	-63.4	3.0	0.0	3.0	0.0	0.0 *
V10		835134.2	818106.8	15.4	75.0	506.4	506.5	-62.1	3.0	0.0	3.0	0.0	0.0 *
V11		835138.1	818054.6	15.4	70.0	514.1	514.2	-62.2	3.0	0.0	3.0	0.0	0.0 *
V14		835117.1	818061.6	15.4	65.0	492.5	492.6	-61.8	3.0	0.0	3.0	0.0	0.0 *
V16		835068.0	818088.1	15.4	69.0	441.1	441.2	-60.9	3.0	0.0	3.0	0.0	0.0 *
V17		835070.4	818054.2	15.4	66.0	447.1	447.2	-61.0	3.0	0.0	3.0	0.0	0.0 *
V18		835063.1	818053.7	15.4	70.0	440.0	440.1	-60.9	3.0	0.0	3.0	0.0	0.0 *
V19		835021.9	818028.9	15.4	70.0	404.0	404.1	-60.1	3.0	0.0	3.0	0.0	0.0 *
V20		835027.1	818075.3	15.4	72.0	401.5	401.6	-60.1	3.0	0.0	3.0	0.0	0.0 *
V21		835012.9	818048.3	15.4	72.0	391.3	391.4	-59.9	3.0	0.0	3.0	0.0	0.0 *
V22		835024.9	818075.5	15.4	72.0	399.3	399.4	-60.0	3.0	0.0	3.0	0.0	0.0 *
V25		834921.8	818147.3	15.4	78.0	295.3	295.5	-57.4	3.0	0.0	3.0	0.0	26.6
V26		834922.8	818075.5	15.4	80.0	298.0	298.1	-57.5	3.0	0.0	3.0	0.0	28.5
V27		834844.2	818112.2	15.4	75.0	216.4	216.6	-54.7	3.0	0.0	3.0	0.0	26.3
V28		834847.3	818068.5	15.4	84.0	225.0	225.2	-55.0	3.0	0.0	3.0	0.0	35.0
V29		834707.7	818124.3	15.4	72.0	80.0	80.6	-46.1	3.0	-10.0	3.0	0.0	21.9
V30		834688.5	818064.8	15.4	70.0	80.8	81.3	-46.2	3.0	0.0	3.0	0.0	29.8
29D	Reference is made to the "Zone 3" presented in Appendix 3.4	834621.0	818119.5	20.0	76.0	7.0	8.6	-26.7	3.0	-10.0	3.0	0.0	45.3
30D		834626.6	817951.1	9.9	70.0	167.1	167.8	-52.5	3.0	0.0	3.0	0.0	23.5
31D		834628.7	818011.4	18.8	74.0	106.8	107.0	-48.6	3.0	0.0	3.0	0.0	31.4
32D		834546.6	817989.2	50.0	75.0	152.5	152.5	-51.7	3.0	0.0	3.0	0.0	29.3
WKT-VS1-1	Reference is made to the "CTR-XRL" presented in Appendix 3.2	834966.4	818290.5	N/A	67.0	379.8	379.8	-59.6	3.0	0.0	3.0	0.0	0.0 *
WKT-VS1-2		834995.2	818282.6	N/A	72.0	402.4	402.4	-60.1	3.0	0.0	3.0	0.0	0.0 *
WKT-VS1-3		834968.6	818303.1	N/A	72.0	387.6	387.6	-59.8	3.0	0.0	3.0	0.0	0.0 *
WKT-VS1-4		834962.7	818289.6	N/A	75.0	376.1	376.1	-59.5	3.0	0.0	3.0	0.0	0.0 *
WKT-VS2W-1		834925.1	818464.7	N/A	75.0	456.5	456.5	-61.2	3.0	0.0	3.0	0.0	0.0 *
WKT-VS2W-2A		834927.7	818481.0	N/A	68.0	470.6	470.6	-61.5	3.0	0.0	3.0	0.0	0.0 *
WKT-VS2W-2B		834927.7	818481.0	N/A	70.0	470.6	470.6	-61.5	3.0	0.0	3.0	0.0	0.0 *
WKT-VS2W-2C		834927.7	818481.0	N/A	70.0	470.6	470.6	-61.5	3.0	0.0	3.0	0.0	0.0 *
WKT-VS4-1		835144.1	818375.2	N/A	79.0	576.6	576.6	-63.2	3.0	0.0	3.0	0.0	0.0 *
WKT-VS4-4		835140.2	818372.2	N/A	74.0	571.8	571.8	-63.1	3.0	0.0	3.0	0.0	0.0 *
WKT-VS5-1		835158.2	818310.4	N/A	70.0	564.1	564.1	-63.0	3.0	0.0	3.0	0.0	0.0 *
WKT-VS5-2		835153.7	818303.7	N/A	92.0	557.6	557.6	-62.9	3.0	0.0	3.0	0.0	0.0 *
WKT-VS5-4		835157.7	818274.6	N/A	79.0	552.4	552.4	-62.8	3.0	0.0	3.0	0.0	0.0 *
WKT-VS6-1		835034.8	818104.1	N/A	77.0	407.1	407.1	-60.2	3.0	0.0	3.0	0.0	0.0 *
WKT-VS6-2A		835040.5	818108.4	N/A	60.0	412.7	412.7	-60.3	3.0	0.0	3.0	0.0	0.0 *
WKT-VS6-2B		835040.5	818108.4	N/A	62.0	412.7	412.7	-60.3	3.0	0.0	3.0	0.0	0.0 *
WKT-VS6-3A		835034.4	818112.5	N/A	62.0	406.5	406.5	-60.2	3.0	0.0	3.0	0.0	0.0 *
WKT-VS6-3B		835034.4	818112.5	N/A	66.0	406.5	406.5	-60.2	3.0	0.0	3.0	0.0	0.0 *
WKT-VS6-4		835034.4	818112.5	N/A	75.0	406.5	406.5	-60.2	3.0	0.0	3.0	0.0	0.0 *
WKT-VS6-5A		835034.4	818112.5	N/A	76.0	406.5	406.5	-60.2	3.0	0.0	3.0	0.0	0.0 *
WKT-VS6-5B		835034.4	818112.5	N/A	76.0	406.5	406.5	-60.2	3.0	0.0	3.0	0.0	0.0 *
WKT-VS6-6A		835034.4	818112.5	N/A	65.0	406.5	406.5	-60.2	3.0	0.0	3.0	0.0	0.0 *
WKT-VS6-6B		835034.4	818112.5	N/A	70.0	406.5	406.5	-60.2	3.0	0.0	3.0	0.0	0.0 *
WKT-VS6-7A		835028.5	818107.9	N/A	69.0	400.7	400.7	-60.1	3.0	0.0	3.0	0.0	0.0 *
WKT-VS6-7B		835028.5	818107.9	N/A	63.0	400.7	400.7	-60.1	3.0	0.0	3.0	0.0	0.0 *
WKT-PVS6-1		835036.6	818083.8	N/A	63.0	410.1	410.1	-60.3	3.0	0.0	3.0	0.0	0.0 *
WKT-PVS6-2		835034.6	818080.8	N/A	68.0	408.4	408.4	-60.2	3.0	0.0	3.0	0.0	0.0 *
WKT-PVS6-3A		835034.6	818080.8	N/A	69.0	408.4	408.4	-60.2	3.0	0.0	3.0	0.0	0.0 *
WKT-PVS6-3B		835034.6	818080.8	N/A	73.0	408.4	408.4	-60.2	3.0	0.0	3.0	0.0	0.0 *
WKT-PVS6-4		835029.6	818086.6	N/A	72.0	402.9	402.9	-60.1	3.0	0.0	3.0	0.0	0.0 *
WKT-VS7-1A		835141.3	818129.6	N/A	77.0	513.5	513.5	-62.2	3.0	0.0	3.0	0.0	0.0 *
WKT-VS7-1B		835142.4	818126.1	N/A	74.0	514.6	514.6	-62.2	3.0	0.0	3.0	0.0	0.0 *
WKT-VS7-2		835149.9	818138.7	N/A	69.0	522.4	522.4	-62.4	3.0	0.0	3.0	0.0	0.0 *
WKT-VS7-3		835149.9	818138.7	N/A	80.0	522.4	522.4	-62.4	3.0	0.0	3.0	0.0	0.0 *
WKT-G-D14VS-03A		835159.6	818130.5	N/A	81.0	531.8	531.8	-62.5	3.0	0.0	3.0	0.0	0.0 *
WKT-G-D14VS-04A		835151.2	818126.7	N/A	78.0	523.4	523.4	-62.4	3.0	0.0	3.0	0.0	0.0 *
WKT-G-G15VS-01A		835024.4	818040.6	N/A	75.0	404.0	404.0	-60.1	3.0	0.0	3.0	0.0	0.0 *
WKT-G-G15VS-01B		835022.7	818042.6	N/A	76.0	402.0	402.0	-60.1	3.0	0.0	3.0	0.0	0.0 *
WKT-G-G15VS-01C		835023.1	818044.5	N/A	74.0	402.0	402.0	-60.1	3.0	0.0	3.0	0.0	0.0 *
WKT-G-G15VS-03A Section 1		835036.3	818043.7	N/A	72.0	415.1	415.1	-60.4	3.0	0.0	3.0	0.0	0.0 *
WKT-G-G15VS-03A Section 2		835035.0	818045.4	N/A	73.0	413.6	413.6	-60.3	3.0	0.0	3.0	0.0	0.0 *
S01	Reference is made to the Product Catalogue in Appendix 3.6 for similar diameter Daikin: EWAD-D-SX 210)	834383.8	818162.5	24.6	84.0	248.1	248.1	-55.9	3.0	0.0	3.0	0.0	34.1
S02		834387.0	818165.4	24.6	84.0	245.5	245.5	-55.8	3.0	0.0	3.0	0.0	34.2
S03		834389.8	818168.7	24.6	84.0	243.4	243.4	-55.7	3.0	0.0	3.0	0.0	34.3
							ASR	**B**	**Noise standard:**		**55**	**Overall**	**54**

Note:
* - If the horizontal distance from NSR to noise source is over 300m, the correted noise level will be omitted in the calculation.
# - For a conservative approach, if the mPD level of fixed noise source is higher than the mPD level of NSRs, the slant dustance will be equal to the horizontal distance. Furthermore, if the information of the mPD is not aviliable (N/A), the slant dustance will be equal to the horizontal distance too.

Predicted Noise Level for Fixed Noise Impact Assessment - Base Case Scenario
Day/Evening Time
F103

NSR Coordinate: x = 834628.3 y = ###### z = 25.0

Source ID	Description	Fixed Noise Source Coordinate: x	y	z	SWL, dB(A)	Horizontal distance from source to NSR	Slant distance from source to NSR (m) #	Distance Corr.	Façade Corr.	Barrier Corr.	Tonality Corr.	Impulsive Corr.	CNL, dB(A)
N3	Reference is made to the "ER" presented in Appendix 3.1	834534.1	818215.8	13.5	95.0	126.3	126.9	-50.1	3.0	0.0	3.0	0.0	50.9
N4		834639.0	818214.2	13.0	93.0	83.3	84.2	-46.5	3.0	0.0	3.0	0.0	52.5
N5		834699.3	818217.7	17.3	93.0	111.6	111.9	-49.0	3.0	0.0	3.0	0.0	50.0
N6		834745.1	818216.0	12.0	88.0	144.1	144.7	-51.2	3.0	0.0	3.0	0.0	42.8
N7		834888.6	818321.0	7.8	92.0	321.9	322.4	-58.2	3.0	0.0	3.0	0.0	0.0 *
N8		834888.8	818354.9	10.3	96.0	343.1	343.4	-58.7	3.0	0.0	3.0	0.0	0.0 *
N9		834889.7	818400.0	10.3	95.0	374.7	374.9	-59.5	3.0	0.0	3.0	0.0	0.0 *
N10		834890.2	818429.5	8.3	95.0	396.7	397.0	-60.0	3.0	0.0	3.0	0.0	0.0 *
N11		834892.6	818480.5	10.8	107.0	437.7	437.9	-60.8	3.0	0.0	3.0	0.0	0.0 *
01D		834489.0	818105.1	15.4	85.0	141.8	142.1	-51.1	3.0	0.0	3.0	0.0	39.9
39D1		834489.0	818105.1	19.7	98.0	141.8	141.9	-51.0	3.0	0.0	3.0	0.0	53.0
39D2		834420.5	818100.3	28.7	98.0	210.1	210.1	-54.5	3.0	0.0	3.0	0.0	49.5
40D1		834497.8	817978.8	21.4	98.0	200.9	201.0	-54.1	3.0	0.0	3.0	0.0	49.9
40D2		834376.5	818021.1	21.4	98.0	275.0	275.0	-56.8	3.0	0.0	3.0	0.0	47.2
42D1		834475.7	818163.8	31.6	98.0	156.0	156.0	-51.9	3.0	0.0	3.0	0.0	52.1
42D2		834491.8	818158.0	31.6	98.0	139.0	139.0	-50.9	3.0	0.0	3.0	0.0	53.1
42D3		834474.7	818131.7	31.6	98.0	153.6	153.6	-51.7	3.0	0.0	3.0	0.0	52.3
42D4		834468.3	818147.3	31.6	98.0	160.8	160.8	-52.1	3.0	0.0	3.0	0.0	51.9
V03	Reference is made to the "Zone 2" presented in Appendix 3.3	835211.3	818109.3	15.4	87.0	583.4	583.5	-63.3	3.0	0.0	3.0	0.0	0.0 *
V04		835213.6	818059.6	15.4	80.0	589.7	589.8	-63.4	3.0	0.0	3.0	0.0	0.0 *
V10		835134.2	818106.8	15.4	85.0	506.5	506.6	-62.1	3.0	0.0	3.0	0.0	0.0 *
V11		835138.1	818054.6	15.4	80.0	515.6	515.7	-62.2	3.0	0.0	3.0	0.0	0.0 *
V14		835117.1	818061.6	15.4	78.0	493.8	493.9	-61.9	3.0	0.0	3.0	0.0	0.0 *
V16		835068.0	818088.1	15.4	85.0	441.8	442.0	-60.9	3.0	0.0	3.0	0.0	0.0 *
V17		835070.4	818054.2	15.4	77.0	448.8	448.9	-61.0	3.0	0.0	3.0	0.0	0.0 *
V18		835063.1	818053.7	15.4	79.0	441.7	441.8	-60.9	3.0	0.0	3.0	0.0	0.0 *
V19		835021.9	818028.9	15.4	79.0	406.8	406.9	-60.2	3.0	0.0	3.0	0.0	0.0 *
V20		835027.1	818075.3	15.4	85.0	402.8	402.9	-60.1	3.0	0.0	3.0	0.0	0.0 *
V21		835012.9	818048.3	15.4	83.0	393.5	393.6	-59.9	3.0	0.0	3.0	0.0	0.0 *
V22		835024.9	818075.5	15.4	85.0	400.5	400.7	-60.1	3.0	0.0	3.0	0.0	0.0 *
V25		834921.8	818147.3	15.4	87.0	293.9	294.1	-57.4	3.0	0.0	3.0	0.0	35.6
V26		834922.8	818075.5	15.4	87.0	299.8	299.9	-57.5	3.0	0.0	3.0	0.0	35.5
V27		834844.2	818112.2	15.4	86.0	216.8	217.0	-54.7	3.0	0.0	3.0	0.0	37.3
V28		834847.3	818068.5	15.4	86.0	227.9	228.1	-55.2	3.0	0.0	3.0	0.0	36.8
V29		834707.7	818124.3	15.4	87.0	79.7	80.3	-46.1	3.0	-10.0	3.0	0.0	36.9
V30		834688.5	818064.8	15.4	87.0	89.9	90.4	-47.1	3.0	0.0	3.0	0.0	45.9
29D	Reference is made to the "Zone 3" presented in Appendix 3.4	834621.0	818119.5	20.0	87.0	14.1	15.0	-31.5	3.0	-10.0	3.0	0.0	51.5
30D		834626.6	817951.1	9.9	84.0	180.5	181.1	-53.2	3.0	0.0	3.0	0.0	36.8
31D		834628.7	818011.4	18.8	86.0	120.2	120.4	-49.6	3.0	0.0	3.0	0.0	42.4
32D		834546.6	817989.2	50.0	85.0	164.2	164.2	-52.3	3.0	0.0	3.0	0.0	38.7
WKT-VS1-1	Reference is made to the "CTR-XRL" presented in Appendix 3.2	834966.4	818290.5	N/A	67.0	373.6	373.6	-59.4	3.0	0.0	3.0	0.0	0.0 *
WKT-VS1-2		834995.2	818282.6	N/A	72.0	396.8	396.8	-60.0	3.0	0.0	3.0	0.0	0.0 *
WKT-VS1-3		834968.6	818303.1	N/A	72.0	381.1	381.1	-59.6	3.0	0.0	3.0	0.0	0.0 *
WKT-VS1-4		834962.7	818289.6	N/A	75.0	369.8	369.8	-59.4	3.0	0.0	3.0	0.0	0.0 *
WKT-VS2W-1		834925.1	818464.7	N/A	75.0	446.1	446.1	-61.0	3.0	0.0	3.0	0.0	0.0 *
WKT-VS2W-2A		834927.7	818481.0	N/A	68.0	460.1	460.1	-61.3	3.0	0.0	3.0	0.0	0.0 *
WKT-VS2W-2B		834927.7	818481.0	N/A	70.0	460.1	460.1	-61.3	3.0	0.0	3.0	0.0	0.0 *
WKT-VS2W-2C		834927.7	818481.0	N/A	70.0	460.1	460.1	-61.3	3.0	0.0	3.0	0.0	0.0 *
WKT-VS4-1		835144.1	818375.2	N/A	79.0	570.4	570.4	-63.1	3.0	0.0	3.0	0.0	0.0 *
WKT-VS4-4		835140.2	818372.2	N/A	74.0	565.6	565.6	-63.1	3.0	0.0	3.0	0.0	0.0 *
WKT-VS5-1		835158.2	818310.4	N/A	70.0	559.3	559.3	-63.0	3.0	0.0	3.0	0.0	0.0 *
WKT-VS5-2		835153.7	818303.7	N/A	92.0	552.9	552.9	-62.9	3.0	0.0	3.0	0.0	0.0 *
WKT-VS5-4		835157.7	818274.6	N/A	79.0	548.4	548.4	-62.8	3.0	0.0	3.0	0.0	0.0 *
WKT-VS6-1		835034.8	818104.1	N/A	77.0	407.4	407.4	-60.2	3.0	0.0	3.0	0.0	0.0 *
WKT-VS6-2A		835040.5	818108.4	N/A	60.0	412.9	412.9	-60.3	3.0	0.0	3.0	0.0	0.0 *
WKT-VS6-2B		835040.5	818108.4	N/A	62.0	412.9	412.9	-60.3	3.0	0.0	3.0	0.0	0.0 *
WKT-VS6-3A		835034.4	818112.5	N/A	62.0	406.5	406.5	-60.2	3.0	0.0	3.0	0.0	0.0 *
WKT-VS6-3B		835034.4	818112.5	N/A	66.0	406.5	406.5	-60.2	3.0	0.0	3.0	0.0	0.0 *
WKT-VS6-4		835034.4	818112.5	N/A	75.0	406.5	406.5	-60.2	3.0	0.0	3.0	0.0	0.0 *
WKT-VS6-5A		835034.4	818112.5	N/A	76.0	406.5	406.5	-60.2	3.0	0.0	3.0	0.0	0.0 *
WKT-VS6-5B		835034.4	818112.5	N/A	76.0	406.5	406.5	-60.2	3.0	0.0	3.0	0.0	0.0 *
WKT-VS6-6A		835034.4	818112.5	N/A	65.0	406.5	406.5	-60.2	3.0	0.0	3.0	0.0	0.0 *
WKT-VS6-6B		835034.4	818112.5	N/A	70.0	406.5	406.5	-60.2	3.0	0.0	3.0	0.0	0.0 *
WKT-VS6-7A		835028.5	818107.9	N/A	69.0	400.9	400.9	-60.1	3.0	0.0	3.0	0.0	0.0 *
WKT-VS6-7B		835028.5	818107.9	N/A	63.0	400.9	400.9	-60.1	3.0	0.0	3.0	0.0	0.0 *
WKT-PVS6-1		835036.6	818083.8	N/A	63.0	411.1	411.1	-60.3	3.0	0.0	3.0	0.0	0.0 *
WKT-PVS6-2		835034.6	818080.8	N/A	68.0	409.5	409.5	-60.2	3.0	0.0	3.0	0.0	0.0 *
WKT-PVS6-3A		835034.6	818080.8	N/A	69.0	409.5	409.5	-60.2	3.0	0.0	3.0	0.0	0.0 *
WKT-PVS6-3B		835034.6	818080.8	N/A	73.0	409.5	409.5	-60.2	3.0	0.0	3.0	0.0	0.0 *
WKT-PVS6-4		835029.6	818086.6	N/A	72.0	403.8	403.8	-60.1	3.0	0.0	3.0	0.0	0.0 *
WKT-VS7-1A		835141.3	818129.6	N/A	77.0	513.0	513.0	-62.2	3.0	0.0	3.0	0.0	0.0 *
WKT-VS7-1B		835142.4	818126.1	N/A	74.0	514.1	514.1	-62.2	3.0	0.0	3.0	0.0	0.0 *
WKT-VS7-2		835149.9	818138.7	N/A	69.0	521.6	521.6	-62.3	3.0	0.0	3.0	0.0	0.0 *
WKT-VS7-3		835149.9	818138.7	N/A	80.0	521.6	521.6	-62.3	3.0	0.0	3.0	0.0	0.0 *
WKT-G-D14VS-03A		835159.6	818130.5	N/A	81.0	531.3	531.3	-62.5	3.0	0.0	3.0	0.0	0.0 *
WKT-G-D14VS-04A		835151.2	818126.7	N/A	78.0	522.9	522.9	-62.4	3.0	0.0	3.0	0.0	0.0 *
WKT-G-G15VS-01A		835024.4	818040.6	N/A	75.0	406.4	406.4	-60.2	3.0	0.0	3.0	0.0	0.0 *
WKT-G-G15VS-01B		835022.7	818042.6	N/A	76.0	404.3	404.3	-60.1	3.0	0.0	3.0	0.0	0.0 *
WKT-G-G15VS-01C		835023.1	818044.5	N/A	74.0	404.3	404.3	-60.1	3.0	0.0	3.0	0.0	0.0 *
WKT-G-G15VS-03A Section 1		835036.3	818043.7	N/A	72.0	417.4	417.4	-60.4	3.0	0.0	3.0	0.0	0.0 *
WKT-G-G15VS-03A Section 2		835035.0	818045.4	N/A	73.0	415.7	415.7	-60.4	3.0	0.0	3.0	0.0	0.0 *
S01	Reference is made to the Product Catalogue in Appendix 3.6 for similar diameter Daikin: EWAD-D-SX 210)	834383.8	818162.5	24.6	84.0	246.4	246.4	-55.8	3.0	0.0	3.0	0.0	34.2
S02		834387.0	818165.4	24.6	84.0	243.7	243.7	-55.7	3.0	0.0	3.0	0.0	34.3
S03		834389.8	818168.7	24.6	84.0	241.4	241.4	-55.7	3.0	0.0	3.0	0.0	34.3
							ASR	**B**	**Noise standard:**		**65**	**Overall**	**63**

Note:
* - If the horizontal distance from NSR to noise source is over 300m, the correted noise level will be omitted in the calculation.
# - For a conservative approach, if the mPD level of fixed noise source is higher than the mPD level of NSRs, the slant dustance will be equal to the horizontal distance. Furthermore, if the information of the mPD is not aviliable (N/A), the slant dustance will be equal to the horizontal distance too.

Predicted Noise Level for Fixed Noise Impact Assessment - Base Case Scenario
Night Time
F103

NSR Coordinate: x = 834628.3 y = ###### z = 25.0

Source ID	Description	Fixed Noise Source Coordinate: x	y	z	SWL, dB(A)	Horizontal distance from source to NSR	Slant distance from source to NSR (m) #	Distance Corr.	Façade Corr.	Barrier Corr.	Tonality Corr.	Impulsive Corr.	CNL, dB(A)
N3	Reference is made to the "ER" presented in Appendix 3.1	834534.1	818215.8	13.5	93.0	126.3	126.9	-50.1	3.0	0.0	3.0	0.0	48.9
N4		834639.0	818214.2	13.0	88.0	83.3	84.2	-46.5	3.0	0.0	3.0	0.0	47.5
N5		834699.3	818217.7	17.3	89.0	111.6	111.9	-49.0	3.0	0.0	3.0	0.0	46.0
N6		834745.1	818216.0	12.0	85.0	144.1	144.7	-51.2	3.0	0.0	3.0	0.0	39.8
N7		834888.6	818321.0	7.8	0.0	321.9	322.4	-58.2	3.0	0.0	3.0	0.0	0.0
N8		834888.8	818354.9	10.3	0.0	343.1	343.4	-58.7	3.0	0.0	3.0	0.0	0.0
N9		834889.7	818400.0	10.3	0.0	374.7	374.9	-59.5	3.0	0.0	3.0	0.0	0.0
N10		834890.2	818429.5	8.3	0.0	396.7	397.0	-60.0	3.0	0.0	3.0	0.0	0.0
N11		834892.6	818480.5	10.8	0.0	437.7	437.9	-60.8	3.0	0.0	3.0	0.0	0.0
01D		834489.0	818105.1	15.4	69.0	141.8	142.1	-51.1	3.0	0.0	3.0	0.0	23.9
39D1		834489.0	818105.1	19.7	87.0	141.8	141.9	-51.0	3.0	0.0	3.0	0.0	42.0
39D2		834420.5	818100.3	28.7	87.0	210.1	210.1	-54.5	3.0	0.0	3.0	0.0	38.5
40D1		834497.8	817978.8	21.4	87.0	200.9	201.0	-54.1	3.0	0.0	3.0	0.0	38.9
40D2		834376.5	818021.1	21.4	87.0	275.0	275.0	-56.8	3.0	0.0	3.0	0.0	36.2
42D1		834475.7	818163.8	31.6	80.0	156.0	156.0	-51.9	3.0	0.0	3.0	0.0	34.1
42D2		834491.8	818158.0	31.6	80.0	139.0	139.0	-50.9	3.0	0.0	3.0	0.0	35.1
42D3		834474.7	818131.7	31.6	80.0	153.6	153.6	-51.7	3.0	0.0	3.0	0.0	34.3
42D4		834468.3	818147.3	31.6	80.0	160.8	160.8	-52.1	3.0	0.0	3.0	0.0	33.9
V03	Reference is made to the "Zone 2" presented in Appendix 3.3	835211.3	818109.3	15.4	65.0	583.4	583.5	-63.3	3.0	0.0	3.0	0.0	0.0 *
V04		835213.6	818059.6	15.4	70.0	589.7	589.8	-63.4	3.0	0.0	3.0	0.0	0.0 *
V10		835134.2	818106.8	15.4	75.0	506.5	506.6	-62.1	3.0	0.0	3.0	0.0	0.0 *
V11		835138.1	818054.6	15.4	70.0	515.6	515.7	-62.2	3.0	0.0	3.0	0.0	0.0 *
V14		835117.1	818061.6	15.4	65.0	493.8	493.9	-61.9	3.0	0.0	3.0	0.0	0.0 *
V16		835068.0	818088.1	15.4	69.0	441.8	442.0	-60.9	3.0	0.0	3.0	0.0	0.0 *
V17		835070.4	818054.2	15.4	66.0	448.8	448.9	-61.0	3.0	0.0	3.0	0.0	0.0 *
V18		835063.1	818053.7	15.4	70.0	441.7	441.8	-60.9	3.0	0.0	3.0	0.0	0.0 *
V19		835021.9	818028.9	15.4	70.0	406.8	406.9	-60.2	3.0	0.0	3.0	0.0	0.0 *
V20		835027.1	818075.3	15.4	72.0	402.8	402.9	-60.1	3.0	0.0	3.0	0.0	0.0 *
V21		835012.9	818048.3	15.4	72.0	393.5	393.6	-59.9	3.0	0.0	3.0	0.0	0.0 *
V22		835024.9	818075.5	15.4	72.0	400.5	400.7	-60.1	3.0	0.0	3.0	0.0	0.0 *
V25		834921.8	818147.3	15.4	78.0	293.9	294.1	-57.4	3.0	0.0	3.0	0.0	26.6
V26		834922.8	818075.5	15.4	80.0	299.8	299.9	-57.5	3.0	0.0	3.0	0.0	28.5
V27		834844.2	818112.2	15.4	75.0	216.8	217.0	-54.7	3.0	0.0	3.0	0.0	26.3
V28		834847.3	818068.5	15.4	84.0	227.9	228.1	-55.2	3.0	0.0	3.0	0.0	34.8
V29		834707.7	818124.3	15.4	72.0	79.7	80.3	-46.1	3.0	-10.0	3.0	0.0	21.9
V30		834688.5	818064.8	15.4	70.0	89.9	90.4	-47.1	3.0	0.0	3.0	0.0	28.9
29D	Reference is made to the "Zone 3" presented in Appendix 3.4	834621.0	818119.5	20.0	76.0	14.1	15.0	-31.5	3.0	-10.0	3.0	0.0	40.5
30D		834626.6	817951.1	9.9	70.0	180.5	181.1	-53.2	3.0	0.0	3.0	0.0	22.8
31D		834628.7	818011.4	18.8	74.0	120.2	120.4	-49.6	3.0	0.0	3.0	0.0	30.4
32D		834546.6	817989.2	50.0	75.0	164.2	164.2	-52.3	3.0	0.0	3.0	0.0	28.7
WKT-VS1-1	Reference is made to the "CTR-XRL" presented in Appendix 3.2	834966.4	818290.5	N/A	67.0	373.6	373.6	-59.4	3.0	0.0	3.0	0.0	0.0 *
WKT-VS1-2		834995.2	818282.6	N/A	72.0	396.8	396.8	-60.0	3.0	0.0	3.0	0.0	0.0 *
WKT-VS1-3		834968.6	818303.1	N/A	72.0	381.1	381.1	-59.6	3.0	0.0	3.0	0.0	0.0 *
WKT-VS1-4		834962.7	818289.6	N/A	75.0	369.8	369.8	-59.4	3.0	0.0	3.0	0.0	0.0 *
WKT-VS2W-1		834925.1	818464.7	N/A	75.0	446.1	446.1	-61.0	3.0	0.0	3.0	0.0	0.0 *
WKT-VS2W-2A		834927.7	818481.0	N/A	68.0	460.1	460.1	-61.3	3.0	0.0	3.0	0.0	0.0 *
WKT-VS2W-2B		834927.7	818481.0	N/A	70.0	460.1	460.1	-61.3	3.0	0.0	3.0	0.0	0.0 *
WKT-VS2W-2C		834927.7	818481.0	N/A	70.0	460.1	460.1	-61.3	3.0	0.0	3.0	0.0	0.0 *
WKT-VS4-1		835144.1	818375.2	N/A	79.0	570.4	570.4	-63.1	3.0	0.0	3.0	0.0	0.0 *
WKT-VS4-4		835140.2	818372.2	N/A	74.0	565.6	565.6	-63.1	3.0	0.0	3.0	0.0	0.0 *
WKT-VS5-1		835158.2	818310.4	N/A	70.0	559.3	559.3	-63.0	3.0	0.0	3.0	0.0	0.0 *
WKT-VS5-2		835153.7	818303.7	N/A	92.0	552.9	552.9	-62.9	3.0	0.0	3.0	0.0	0.0 *
WKT-VS5-4		835157.7	818274.6	N/A	79.0	548.4	548.4	-62.8	3.0	0.0	3.0	0.0	0.0 *
WKT-VS6-1		835034.8	818104.1	N/A	77.0	407.4	407.4	-60.2	3.0	0.0	3.0	0.0	0.0 *
WKT-VS6-2A		835040.5	818108.4	N/A	60.0	412.9	412.9	-60.3	3.0	0.0	3.0	0.0	0.0 *
WKT-VS6-2B		835040.5	818108.4	N/A	62.0	412.9	412.9	-60.3	3.0	0.0	3.0	0.0	0.0 *
WKT-VS6-3A		835034.4	818112.5	N/A	62.0	406.5	406.5	-60.2	3.0	0.0	3.0	0.0	0.0 *
WKT-VS6-3B		835034.4	818112.5	N/A	66.0	406.5	406.5	-60.2	3.0	0.0	3.0	0.0	0.0 *
WKT-VS6-4		835034.4	818112.5	N/A	75.0	406.5	406.5	-60.2	3.0	0.0	3.0	0.0	0.0 *
WKT-VS6-5A		835034.4	818112.5	N/A	76.0	406.5	406.5	-60.2	3.0	0.0	3.0	0.0	0.0 *
WKT-VS6-5B		835034.4	818112.5	N/A	76.0	406.5	406.5	-60.2	3.0	0.0	3.0	0.0	0.0 *
WKT-VS6-6A		835034.4	818112.5	N/A	65.0	406.5	406.5	-60.2	3.0	0.0	3.0	0.0	0.0 *
WKT-VS6-6B		835034.4	818112.5	N/A	70.0	406.5	406.5	-60.2	3.0	0.0	3.0	0.0	0.0 *
WKT-VS6-7A		835028.5	818107.9	N/A	69.0	400.9	400.9	-60.1	3.0	0.0	3.0	0.0	0.0 *
WKT-VS6-7B		835028.5	818107.9	N/A	63.0	400.9	400.9	-60.1	3.0	0.0	3.0	0.0	0.0 *
WKT-PVS6-1		835036.6	818083.8	N/A	63.0	411.1	411.1	-60.3	3.0	0.0	3.0	0.0	0.0 *
WKT-PVS6-2		835034.6	818080.8	N/A	68.0	409.5	409.5	-60.2	3.0	0.0	3.0	0.0	0.0 *
WKT-PVS6-3A		835034.6	818080.8	N/A	69.0	409.5	409.5	-60.2	3.0	0.0	3.0	0.0	0.0 *
WKT-PVS6-3B		835034.6	818080.8	N/A	73.0	409.5	409.5	-60.2	3.0	0.0	3.0	0.0	0.0 *
WKT-PVS6-4		835029.6	818086.6	N/A	72.0	403.8	403.8	-60.1	3.0	0.0	3.0	0.0	0.0 *
WKT-VS7-1A		835141.3	818129.6	N/A	77.0	513.0	513.0	-62.2	3.0	0.0	3.0	0.0	0.0 *
WKT-VS7-1B		835142.4	818126.1	N/A	74.0	514.1	514.1	-62.2	3.0	0.0	3.0	0.0	0.0 *
WKT-VS7-2		835149.9	818138.7	N/A	69.0	521.6	521.6	-62.3	3.0	0.0	3.0	0.0	0.0 *
WKT-VS7-3		835149.9	818138.7	N/A	80.0	521.6	521.6	-62.3	3.0	0.0	3.0	0.0	0.0 *
WKT-G-D14VS-03A		835159.6	818130.5	N/A	81.0	531.3	531.3	-62.5	3.0	0.0	3.0	0.0	0.0 *
WKT-G-D14VS-04A		835151.2	818126.7	N/A	78.0	522.9	522.9	-62.4	3.0	0.0	3.0	0.0	0.0 *
WKT-G-G15VS-01A		835024.4	818040.6	N/A	75.0	406.4	406.4	-60.2	3.0	0.0	3.0	0.0	0.0 *
WKT-G-G15VS-01B		835022.7	818042.6	N/A	76.0	404.3	404.3	-60.1	3.0	0.0	3.0	0.0	0.0 *
WKT-G-G15VS-01C		835023.1	818044.5	N/A	74.0	404.3	404.3	-60.1	3.0	0.0	3.0	0.0	0.0 *
WKT-G-G15VS-03A Section 1		835036.3	818043.7	N/A	72.0	417.4	417.4	-60.4	3.0	0.0	3.0	0.0	0.0 *
WKT-G-G15VS-03A Section 2		835035.0	818045.4	N/A	73.0	415.7	415.7	-60.4	3.0	0.0	3.0	0.0	0.0 *
S01	Reference is made to the Product Catalogue in Appendix 3.6 for similar diameter Daikin: EWAD-D-SX 210)	834383.8	818162.5	24.6	84.0	246.4	246.4	-55.8	3.0	0.0	3.0	0.0	34.2
S02		834387.0	818165.4	24.6	84.0	243.7	243.7	-55.7	3.0	0.0	3.0	0.0	34.3
S03		834389.8	818168.7	24.6	84.0	241.4	241.4	-55.7	3.0	0.0	3.0	0.0	34.3
							ASR	**B**	**Noise standard:**		**55**	**Overall**	**54**

Note:
* - If the horizontal distance from NSR to noise source is over 300m, the correted noise level will be omitted in the calculation.
# - For a conservative approach, if the mPD level of fixed noise source is higher than the mPD level of NSRs, the slant dustance will be equal to the horizontal distance. Furthermore, if the information of the mPD is not aviliable (N/A), the slant dustance will be equal to the horizontal distance too.

Predicted Noise Level for Fixed Noise Impact Assessment - Base Case Scenario
Day/Evening Time
F201 NSR Coordinate: x = 834672.9 y = ###### z = 25.0

Source ID	Description	Fixed Noise Source Coordinate: x	y	z	SWL, dB(A)	Horizontal distance from source to NSR	Slant distance from source to NSR (m) #	Distance Corr.	Façade Corr.	Barrier Corr.	Tonality Corr.	Impulsive Corr.	CNL, dB(A)
N3	Reference is made to the "ER" presented in Appendix 3.1	834534.1	818215.8	13.5	95.0	153.1	153.5	-51.7	3.0	0.0	3.0	0.0	49.3
N4		834639.0	818214.2	13.0	93.0	71.5	72.5	-45.2	3.0	0.0	3.0	0.0	53.8
N5		834699.3	818217.7	17.3	93.0	71.5	72.0	-45.1	3.0	0.0	3.0	0.0	53.9
N6		834745.1	818216.0	12.0	88.0	97.0	97.9	-47.8	3.0	0.0	3.0	0.0	46.2
N7		834888.6	818321.0	7.8	92.0	274.5	275.1	-56.8	3.0	0.0	3.0	0.0	41.2
N8		834888.8	818354.9	10.3	96.0	296.8	297.2	-57.5	3.0	0.0	3.0	0.0	44.5
N9		834889.7	818400.0	10.3	95.0	330.0	330.3	-58.4	3.0	0.0	3.0	0.0	0.0 *
N10		834890.2	818429.5	8.3	95.0	353.1	353.5	-59.0	3.0	0.0	3.0	0.0	0.0 *
N11		834892.6	818480.5	10.8	107.0	395.9	396.1	-60.0	3.0	0.0	3.0	0.0	0.0 *
01D		834489.0	818105.1	15.4	85.0	189.6	189.8	-53.6	3.0	0.0	3.0	0.0	37.4
39D1		834489.0	818105.1	19.7	98.0	189.6	189.7	-53.6	3.0	0.0	3.0	0.0	50.4
39D2		834420.5	818100.3	28.7	98.0	257.5	257.5	-56.2	3.0	0.0	3.0	0.0	47.8
40D1		834497.8	817978.8	21.4	98.0	245.7	245.8	-55.8	3.0	0.0	3.0	0.0	48.2
40D2		834376.5	818021.1	21.4	98.0	323.7	323.7	-58.2	3.0	0.0	3.0	0.0	0.0 *
42D1		834475.7	818163.8	31.6	98.0	197.6	197.6	-53.9	3.0	0.0	3.0	0.0	50.1
42D2		834491.8	818158.0	31.6	98.0	181.2	181.2	-53.2	3.0	0.0	3.0	0.0	50.8
42D3		834474.7	818131.7	31.6	98.0	199.2	199.2	-54.0	3.0	0.0	3.0	0.0	50.0
42D4		834468.3	818147.3	31.6	98.0	204.6	204.6	-54.2	3.0	0.0	3.0	0.0	49.8
V03	Reference is made to the "Zone 2" presented in Appendix 3.3	835211.3	818109.3	15.4	87.0	540.0	540.1	-62.6	3.0	0.0	3.0	0.0	0.0 *
V04		835213.6	818059.6	15.4	80.0	548.4	548.5	-62.8	3.0	0.0	3.0	0.0	0.0 *
V10		835134.2	818106.8	15.4	85.0	463.4	463.5	-61.3	3.0	0.0	3.0	0.0	0.0 *
V11		835138.1	818054.6	15.4	80.0	475.1	475.2	-61.5	3.0	0.0	3.0	0.0	0.0 *
V14		835117.1	818061.6	15.4	78.0	453.1	453.2	-61.1	3.0	0.0	3.0	0.0	0.0 *
V16		835068.0	818088.1	15.4	85.0	400.1	400.2	-60.0	3.0	0.0	3.0	0.0	0.0 *
V17		835070.4	818054.2	15.4	77.0	409.2	409.3	-60.2	3.0	0.0	3.0	0.0	0.0 *
V18		835063.1	818053.7	15.4	79.0	402.2	402.3	-60.1	3.0	0.0	3.0	0.0	0.0 *
V19		835021.9	818028.9	15.4	79.0	369.8	369.9	-59.4	3.0	0.0	3.0	0.0	0.0 *
V20		835027.1	818075.3	15.4	85.0	362.2	362.4	-59.2	3.0	0.0	3.0	0.0	0.0 *
V21		835012.9	818048.3	15.4	83.0	355.2	355.4	-59.0	3.0	0.0	3.0	0.0	0.0 *
V22		835024.9	818075.5	15.4	85.0	360.0	360.2	-59.1	3.0	0.0	3.0	0.0	0.0 *
V25		834921.8	818147.3	15.4	87.0	248.9	249.1	-55.9	3.0	0.0	3.0	0.0	37.1
V26		834922.8	818075.5	15.4	87.0	261.1	261.3	-56.3	3.0	0.0	3.0	0.0	36.7
V27		834844.2	818112.2	15.4	86.0	175.7	175.9	-52.9	3.0	0.0	3.0	0.0	39.1
V28		834847.3	818068.5	15.4	86.0	193.0	193.3	-53.7	3.0	0.0	3.0	0.0	38.3
V29		834707.7	818124.3	15.4	87.0	44.0	45.0	-41.1	3.0	-10.0	3.0	0.0	41.9
V30		834688.5	818064.8	15.4	87.0	87.8	88.3	-46.9	3.0	0.0	3.0	0.0	46.1
29D	Reference is made to the "Zone 3" presented in Appendix 3.4	834621.0	818119.5	20.0	87.0	60.8	61.0	-43.7	3.0	-10.0	3.0	0.0	39.3
30D		834626.6	817951.1	9.9	84.0	205.4	205.9	-54.3	3.0	0.0	3.0	0.0	35.7
31D		834628.7	818011.4	18.8	86.0	146.6	146.8	-51.3	3.0	0.0	3.0	0.0	40.7
32D		834546.6	817989.2	50.0	85.0	205.4	205.4	-54.3	3.0	0.0	3.0	0.0	36.7
WKT-VS1-1	Reference is made to the "CTR-XRL" presented in Appendix 3.2	834966.4	818290.5	N/A	67.0	324.9	324.9	-58.2	3.0	0.0	3.0	0.0	0.0 *
WKT-VS1-2		834995.2	818282.6	N/A	72.0	348.1	348.1	-58.8	3.0	0.0	3.0	0.0	0.0 *
WKT-VS1-3		834968.6	818303.1	N/A	72.0	332.4	332.4	-58.4	3.0	0.0	3.0	0.0	0.0 *
WKT-VS1-4		834962.7	818289.6	N/A	75.0	321.2	321.2	-58.1	3.0	0.0	3.0	0.0	0.0 *
WKT-VS2W-1		834925.1	818464.7	N/A	75.0	402.4	402.4	-60.1	3.0	0.0	3.0	0.0	0.0 *
WKT-VS2W-2A		834927.7	818481.0	N/A	68.0	416.8	416.8	-60.4	3.0	0.0	3.0	0.0	0.0 *
WKT-VS2W-2B		834927.7	818481.0	N/A	70.0	416.8	416.8	-60.4	3.0	0.0	3.0	0.0	0.0 *
WKT-VS2W-2C		834927.7	818481.0	N/A	70.0	416.8	416.8	-60.4	3.0	0.0	3.0	0.0	0.0 *
WKT-VS4-1		835144.1	818375.2	N/A	79.0	521.7	521.7	-62.3	3.0	0.0	3.0	0.0	0.0 *
WKT-VS4-4		835140.2	818372.2	N/A	74.0	516.9	516.9	-62.3	3.0	0.0	3.0	0.0	0.0 *
WKT-VS5-1		835158.2	818310.4	N/A	70.0	510.7	510.7	-62.2	3.0	0.0	3.0	0.0	0.0 *
WKT-VS5-2		835153.7	818303.7	N/A	92.0	504.4	504.4	-62.1	3.0	0.0	3.0	0.0	0.0 *
WKT-VS5-4		835157.7	818274.6	N/A	79.0	500.3	500.3	-62.0	3.0	0.0	3.0	0.0	0.0 *
WKT-VS6-1		835034.8	818104.1	N/A	77.0	365.0	365.0	-59.2	3.0	0.0	3.0	0.0	0.0 *
WKT-VS6-2A		835040.5	818108.4	N/A	60.0	370.1	370.1	-59.4	3.0	0.0	3.0	0.0	0.0 *
WKT-VS6-2B		835040.5	818108.4	N/A	62.0	370.1	370.1	-59.4	3.0	0.0	3.0	0.0	0.0 *
WKT-VS6-3A		835034.4	818112.5	N/A	62.0	363.6	363.6	-59.2	3.0	0.0	3.0	0.0	0.0 *
WKT-VS6-3B		835034.4	818112.5	N/A	66.0	363.6	363.6	-59.2	3.0	0.0	3.0	0.0	0.0 *
WKT-VS6-4		835034.4	818112.5	N/A	75.0	363.6	363.6	-59.2	3.0	0.0	3.0	0.0	0.0 *
WKT-VS6-5A		835034.4	818112.5	N/A	76.0	363.6	363.6	-59.2	3.0	0.0	3.0	0.0	0.0 *
WKT-VS6-5B		835034.4	818112.5	N/A	76.0	363.6	363.6	-59.2	3.0	0.0	3.0	0.0	0.0 *
WKT-VS6-6A		835034.4	818112.5	N/A	65.0	363.6	363.6	-59.2	3.0	0.0	3.0	0.0	0.0 *
WKT-VS6-6B		835034.4	818112.5	N/A	70.0	363.6	363.6	-59.2	3.0	0.0	3.0	0.0	0.0 *
WKT-VS6-7A		835028.5	818107.9	N/A	69.0	358.2	358.2	-59.1	3.0	0.0	3.0	0.0	0.0 *
WKT-VS6-7B		835028.5	818107.9	N/A	63.0	358.2	358.2	-59.1	3.0	0.0	3.0	0.0	0.0 *
WKT-PVS6-1		835036.6	818083.8	N/A	63.0	369.9	369.9	-59.4	3.0	0.0	3.0	0.0	0.0 *
WKT-PVS6-2		835034.6	818080.8	N/A	68.0	368.5	368.5	-59.3	3.0	0.0	3.0	0.0	0.0 *
WKT-PVS6-3A		835034.6	818080.8	N/A	69.0	368.5	368.5	-59.3	3.0	0.0	3.0	0.0	0.0 *
WKT-PVS6-3B		835034.6	818080.8	N/A	73.0	368.5	368.5	-59.3	3.0	0.0	3.0	0.0	0.0 *
WKT-PVS6-4		835029.6	818086.6	N/A	72.0	362.5	362.5	-59.2	3.0	0.0	3.0	0.0	0.0 *
WKT-VS7-1A		835141.3	818129.6	N/A	77.0	468.9	468.9	-61.4	3.0	0.0	3.0	0.0	0.0 *
WKT-VS7-1B		835142.4	818126.1	N/A	74.0	470.2	470.2	-61.4	3.0	0.0	3.0	0.0	0.0 *
WKT-VS7-2		835149.9	818138.7	N/A	69.0	477.2	477.2	-61.6	3.0	0.0	3.0	0.0	0.0 *
WKT-VS7-3		835149.9	818138.7	N/A	80.0	477.2	477.2	-61.6	3.0	0.0	3.0	0.0	0.0 *
WKT-G-D14VS-03A		835159.6	818130.5	N/A	81.0	487.1	487.1	-61.8	3.0	0.0	3.0	0.0	0.0 *
WKT-G-D14VS-04A		835151.2	818126.7	N/A	78.0	478.9	478.9	-61.6	3.0	0.0	3.0	0.0	0.0 *
WKT-G-G15VS-01A		835024.4	818040.6	N/A	75.0	368.5	368.5	-59.3	3.0	0.0	3.0	0.0	0.0 *
WKT-G-G15VS-01B		835022.7	818042.6	N/A	76.0	366.3	366.3	-59.3	3.0	0.0	3.0	0.0	0.0 *
WKT-G-G15VS-01C		835023.1	818044.5	N/A	74.0	366.1	366.1	-59.3	3.0	0.0	3.0	0.0	0.0 *
WKT-G-G15VS-03A Section 1		835036.3	818043.7	N/A	72.0	379.0	379.0	-59.6	3.0	0.0	3.0	0.0	0.0 *
WKT-G-G15VS-03A Section 2		835035.0	818045.4	N/A	73.0	377.2	377.2	-59.5	3.0	0.0	3.0	0.0	0.0 *
S01	Reference is made to the Product Catalogue in Appendix 3.6 for similar diameter Daikin: EWAD-D-SX 210)	834383.8	818162.5	24.6	84.0	289.3	289.3	-57.2	3.0	0.0	3.0	0.0	32.8
S02		834387.0	818165.4	24.6	84.0	286.3	286.3	-57.1	3.0	0.0	3.0	0.0	32.9
S03		834389.8	818168.7	24.6	84.0	283.6	283.6	-57.1	3.0	0.0	3.0	0.0	32.9
							ASR	**B**	**Noise standard:**		**65**	**Overall**	**62**

Note:
* - If the horizontal distance from NSR to noise source is over 300m, the correted noise level will be omitted in the calculation.
# - For a conservative approach, if the mPD level of fixed noise source is higher than the mPD level of NSRs, the slant dustance will be equal to the horizontal distance. Furthermore, if the information of the mPD is not aviliable (N/A), the slant dustance will be equal to the horizontal distance too.

Predicted Noise Level for Fixed Noise Impact Assessment - Base Case Scenario
Night Time
F201

NSR Coordinate: x = 834672.9 y = ###### z = 25.0

Source ID	Description	Fixed Noise Source Coordinate: x	y	z	SWL, dB(A)	Horizontal distance from source to NSR	Slant distance from source to NSR (m) #	Distance Corr.	Façade Corr.	Barrier Corr.	Tonality Corr.	Impulsive Corr.	CNL, dB(A)
N3	Reference is made to the "ER" presented in Appendix 3.1	834534.1	818215.8	13.5	93.0	153.1	153.5	-51.7	3.0	0.0	3.0	0.0	47.3
N4		834639.0	818214.2	13.0	88.0	71.5	72.5	-45.2	3.0	0.0	3.0	0.0	48.8
N5		834699.3	818217.7	17.3	89.0	71.5	72.0	-45.1	3.0	0.0	3.0	0.0	49.9
N6		834745.1	818216.0	12.0	85.0	97.0	97.9	-47.8	3.0	0.0	3.0	0.0	43.2
N7		834888.6	818321.0	7.8	0.0	274.5	275.1	-56.8	3.0	0.0	3.0	0.0	0.0
N8		834888.8	818354.9	10.3	0.0	296.8	297.2	-57.5	3.0	0.0	3.0	0.0	0.0
N9		834889.7	818400.0	10.3	0.0	330.0	330.3	-58.4	3.0	0.0	3.0	0.0	0.0
N10		834890.2	818429.5	8.3	0.0	353.1	353.5	-59.0	3.0	0.0	3.0	0.0	0.0
N11		834892.6	818480.5	10.8	0.0	395.9	396.1	-60.0	3.0	0.0	3.0	0.0	0.0
01D		834489.0	818105.1	15.4	69.0	189.6	189.8	-53.6	3.0	0.0	3.0	0.0	21.4
39D1		834489.0	818105.1	19.7	87.0	189.6	189.7	-53.6	3.0	0.0	3.0	0.0	39.4
39D2		834420.5	818100.3	28.7	87.0	257.5	257.5	-56.2	3.0	0.0	3.0	0.0	36.8
40D1		834497.8	817978.8	21.4	87.0	245.7	245.8	-55.8	3.0	0.0	3.0	0.0	37.2
40D2		834376.5	818021.1	21.4	87.0	323.7	323.7	-58.2	3.0	0.0	3.0	0.0	0.0 *
42D1		834475.7	818163.8	31.6	80.0	197.6	197.6	-53.9	3.0	0.0	3.0	0.0	32.1
42D2		834491.8	818158.0	31.6	80.0	181.2	181.2	-53.2	3.0	0.0	3.0	0.0	32.8
42D3		834474.7	818131.7	31.6	80.0	199.2	199.2	-54.0	3.0	0.0	3.0	0.0	32.0
42D4		834468.3	818147.3	31.6	80.0	204.6	204.6	-54.2	3.0	0.0	3.0	0.0	31.8
V03	Reference is made to the "Zone 2" presented in Appendix 3.3	835211.3	818109.3	15.4	65.0	540.0	540.1	-62.6	3.0	0.0	3.0	0.0	0.0 *
V04		835213.6	818059.6	15.4	70.0	548.4	548.5	-62.8	3.0	0.0	3.0	0.0	0.0 *
V10		835134.2	818106.8	15.4	75.0	463.4	463.5	-61.3	3.0	0.0	3.0	0.0	0.0 *
V11		835138.1	818054.6	15.4	70.0	475.1	475.2	-61.5	3.0	0.0	3.0	0.0	0.0 *
V14		835117.1	818061.6	15.4	65.0	453.1	453.2	-61.1	3.0	0.0	3.0	0.0	0.0 *
V16		835068.0	818088.1	15.4	69.0	400.1	400.2	-60.0	3.0	0.0	3.0	0.0	0.0 *
V17		835070.4	818054.2	15.4	66.0	409.2	409.3	-60.2	3.0	0.0	3.0	0.0	0.0 *
V18		835063.1	818053.7	15.4	70.0	402.2	402.3	-60.1	3.0	0.0	3.0	0.0	0.0 *
V19		835021.9	818028.9	15.4	70.0	369.8	369.9	-59.4	3.0	0.0	3.0	0.0	0.0 *
V20		835027.1	818075.3	15.4	72.0	362.2	362.4	-59.2	3.0	0.0	3.0	0.0	0.0 *
V21		835012.9	818048.3	15.4	72.0	355.2	355.4	-59.0	3.0	0.0	3.0	0.0	0.0 *
V22		835024.9	818075.5	15.4	72.0	360.0	360.2	-59.1	3.0	0.0	3.0	0.0	0.0 *
V25		834921.8	818147.3	15.4	78.0	248.9	249.1	-55.9	3.0	0.0	3.0	0.0	28.1
V26		834922.8	818075.5	15.4	80.0	261.1	261.3	-56.3	3.0	0.0	3.0	0.0	29.7
V27		834844.2	818112.2	15.4	75.0	175.7	175.9	-52.9	3.0	0.0	3.0	0.0	28.1
V28		834847.3	818068.5	15.4	84.0	193.0	193.3	-53.7	3.0	0.0	3.0	0.0	36.3
V29		834707.7	818124.3	15.4	72.0	44.0	45.0	-41.1	3.0	-10.0	3.0	0.0	26.9
V30		834688.5	818064.8	15.4	70.0	87.8	88.3	-46.9	3.0	0.0	3.0	0.0	29.1
29D	Reference is made to the "Zone 3" presented in Appendix 3.4	834621.0	818119.5	20.0	76.0	60.8	61.0	-43.7	3.0	-10.0	3.0	0.0	28.3
30D		834626.6	817951.1	9.9	70.0	205.4	205.9	-54.3	3.0	0.0	3.0	0.0	21.7
31D		834628.7	818011.4	18.8	74.0	146.6	146.8	-51.3	3.0	0.0	3.0	0.0	28.7
32D		834546.6	817989.2	50.0	75.0	205.4	205.4	-54.3	3.0	0.0	3.0	0.0	26.7
WKT-VS1-1	Reference is made to the "CTR-XRL" presented in Appendix 3.2	834966.4	818290.5	N/A	67.0	324.9	324.9	-58.2	3.0	0.0	3.0	0.0	0.0 *
WKT-VS1-2		834995.2	818282.6	N/A	72.0	348.1	348.1	-58.8	3.0	0.0	3.0	0.0	0.0 *
WKT-VS1-3		834968.6	818303.1	N/A	72.0	332.4	332.4	-58.4	3.0	0.0	3.0	0.0	0.0 *
WKT-VS1-4		834962.7	818289.6	N/A	75.0	321.2	321.2	-58.1	3.0	0.0	3.0	0.0	0.0 *
WKT-VS2W-1		834925.1	818464.7	N/A	75.0	402.4	402.4	-60.1	3.0	0.0	3.0	0.0	0.0 *
WKT-VS2W-2A		834927.7	818481.0	N/A	68.0	416.8	416.8	-60.4	3.0	0.0	3.0	0.0	0.0 *
WKT-VS2W-2B		834927.7	818481.0	N/A	70.0	416.8	416.8	-60.4	3.0	0.0	3.0	0.0	0.0 *
WKT-VS2W-2C		834927.7	818481.0	N/A	70.0	416.8	416.8	-60.4	3.0	0.0	3.0	0.0	0.0 *
WKT-VS4-1		835144.1	818375.2	N/A	79.0	521.7	521.7	-62.3	3.0	0.0	3.0	0.0	0.0 *
WKT-VS4-4		835140.2	818372.2	N/A	74.0	516.9	516.9	-62.3	3.0	0.0	3.0	0.0	0.0 *
WKT-VS5-1		835158.2	818310.4	N/A	70.0	510.7	510.7	-62.2	3.0	0.0	3.0	0.0	0.0 *
WKT-VS5-2		835153.7	818303.7	N/A	92.0	504.4	504.4	-62.1	3.0	0.0	3.0	0.0	0.0 *
WKT-VS5-4		835157.7	818274.6	N/A	79.0	500.3	500.3	-62.0	3.0	0.0	3.0	0.0	0.0 *
WKT-VS6-1		835034.8	818104.1	N/A	77.0	365.0	365.0	-59.2	3.0	0.0	3.0	0.0	0.0 *
WKT-VS6-2A		835040.5	818108.4	N/A	60.0	370.1	370.1	-59.4	3.0	0.0	3.0	0.0	0.0 *
WKT-VS6-2B		835040.5	818108.4	N/A	62.0	370.1	370.1	-59.4	3.0	0.0	3.0	0.0	0.0 *
WKT-VS6-3A		835034.4	818112.5	N/A	62.0	363.6	363.6	-59.2	3.0	0.0	3.0	0.0	0.0 *
WKT-VS6-3B		835034.4	818112.5	N/A	66.0	363.6	363.6	-59.2	3.0	0.0	3.0	0.0	0.0 *
WKT-VS6-4		835034.4	818112.5	N/A	75.0	363.6	363.6	-59.2	3.0	0.0	3.0	0.0	0.0 *
WKT-VS6-5A		835034.4	818112.5	N/A	76.0	363.6	363.6	-59.2	3.0	0.0	3.0	0.0	0.0 *
WKT-VS6-5B		835034.4	818112.5	N/A	76.0	363.6	363.6	-59.2	3.0	0.0	3.0	0.0	0.0 *
WKT-VS6-6A		835034.4	818112.5	N/A	65.0	363.6	363.6	-59.2	3.0	0.0	3.0	0.0	0.0 *
WKT-VS6-6B		835034.4	818112.5	N/A	70.0	363.6	363.6	-59.2	3.0	0.0	3.0	0.0	0.0 *
WKT-VS6-7A		835028.5	818107.9	N/A	69.0	358.2	358.2	-59.1	3.0	0.0	3.0	0.0	0.0 *
WKT-VS6-7B		835028.5	818107.9	N/A	63.0	358.2	358.2	-59.1	3.0	0.0	3.0	0.0	0.0 *
WKT-PVS6-1		835036.6	818083.8	N/A	63.0	369.9	369.9	-59.4	3.0	0.0	3.0	0.0	0.0 *
WKT-PVS6-2		835034.6	818080.8	N/A	68.0	368.5	368.5	-59.3	3.0	0.0	3.0	0.0	0.0 *
WKT-PVS6-3A		835034.6	818080.8	N/A	69.0	368.5	368.5	-59.3	3.0	0.0	3.0	0.0	0.0 *
WKT-PVS6-3B		835034.6	818080.8	N/A	73.0	368.5	368.5	-59.3	3.0	0.0	3.0	0.0	0.0 *
WKT-PVS6-4		835029.6	818086.6	N/A	72.0	362.5	362.5	-59.2	3.0	0.0	3.0	0.0	0.0 *
WKT-VS7-1A		835141.3	818129.6	N/A	77.0	468.9	468.9	-61.4	3.0	0.0	3.0	0.0	0.0 *
WKT-VS7-1B		835142.4	818126.1	N/A	74.0	470.2	470.2	-61.4	3.0	0.0	3.0	0.0	0.0 *
WKT-VS7-2		835149.9	818138.7	N/A	69.0	477.2	477.2	-61.6	3.0	0.0	3.0	0.0	0.0 *
WKT-VS7-3		835149.9	818138.7	N/A	80.0	477.2	477.2	-61.6	3.0	0.0	3.0	0.0	0.0 *
WKT-G-D14VS-03A		835159.6	818130.5	N/A	81.0	487.1	487.1	-61.8	3.0	0.0	3.0	0.0	0.0 *
WKT-G-D14VS-04A		835151.2	818126.7	N/A	78.0	478.9	478.9	-61.6	3.0	0.0	3.0	0.0	0.0 *
WKT-G-G15VS-01A		835024.4	818040.6	N/A	75.0	368.5	368.5	-59.3	3.0	0.0	3.0	0.0	0.0 *
WKT-G-G15VS-01B		835022.7	818042.6	N/A	76.0	366.3	366.3	-59.3	3.0	0.0	3.0	0.0	0.0 *
WKT-G-G15VS-01C		835023.1	818044.5	N/A	74.0	366.1	366.1	-59.3	3.0	0.0	3.0	0.0	0.0 *
WKT-G-G15VS-03A Section 1		835036.3	818043.7	N/A	72.0	379.0	379.0	-59.6	3.0	0.0	3.0	0.0	0.0 *
WKT-G-G15VS-03A Section 2		835035.0	818045.4	N/A	73.0	377.2	377.2	-59.5	3.0	0.0	3.0	0.0	0.0 *
S01	Reference is made to the Product Catalogue in Appendix 3.6 for similar diameter Daikin: EWAD-D-SX 210)	834383.8	818162.5	24.6	84.0	289.3	289.3	-57.2	3.0	0.0	3.0	0.0	32.8
S02		834387.0	818165.4	24.6	84.0	286.3	286.3	-57.1	3.0	0.0	3.0	0.0	32.9
S03		834389.8	818168.7	24.6	84.0	283.6	283.6	-57.1	3.0	0.0	3.0	0.0	32.9
							ASR	**B**	**Noise standard:**		**55**	**Overall**	**55**

Note:
* - If the horizontal distance from NSR to noise source is over 300m, the correted noise level will be omitted in the calculation.
# - For a conservative approach, if the mPD level of fixed noise source is higher than the mPD level of NSRs, the slant dustance will be equal to the horizontal distance. Furthermore, if the information of the mPD is not aviliable (N/A), the slant dustance will be equal to the horizontal distance too.

Predicted Noise Level for Fixed Noise Impact Assessment - Base Case Scenario
Day/Evening Time
F202 NSR Coordinate: x = 834692.8 y = ###### z = 25.0

Source ID	Description	Fixed Noise Source Coordinate: x	y	z	SWL, dB(A)	Horizontal distance from source to NSR	Slant distance from source to NSR (m) #	Distance Corr.	Façade Corr.	Barrier Corr.	Tonality Corr.	Impulsive Corr.	CNL, dB(A)
N3	Reference is made to the "ER" presented in Appendix 3.1	834534.1	818215.8	13.5	95.0	184.2	184.6	-53.3	3.0	0.0	3.0	0.0	47.7
N4		834639.0	818214.2	13.0	93.0	106.6	107.2	-48.6	3.0	0.0	3.0	0.0	50.4
N5		834699.3	818217.7	17.3	93.0	95.7	96.0	-47.6	3.0	0.0	3.0	0.0	51.4
N6		834745.1	818216.0	12.0	88.0	107.4	108.2	-48.7	3.0	0.0	3.0	0.0	45.3
N7		834888.6	818321.0	7.8	92.0	279.0	279.6	-56.9	3.0	0.0	3.0	0.0	41.1
N8		834888.8	818354.9	10.3	96.0	304.2	304.6	-57.7	3.0	0.0	3.0	0.0	0.0 *
N9		834889.7	818400.0	10.3	95.0	340.5	340.8	-58.7	3.0	0.0	3.0	0.0	0.0 *
N10		834890.2	818429.5	8.3	95.0	365.2	365.6	-59.3	3.0	0.0	3.0	0.0	0.0 *
N11		834892.6	818480.5	10.8	107.0	410.2	410.5	-60.3	3.0	0.0	3.0	0.0	0.0 *
01D		834489.0	818105.1	15.4	85.0	204.5	204.7	-54.2	3.0	0.0	3.0	0.0	36.8
39D1		834489.0	818105.1	19.7	98.0	204.5	204.6	-54.2	3.0	0.0	3.0	0.0	49.8
39D2		834420.5	818100.3	28.7	98.0	273.2	273.2	-56.7	3.0	0.0	3.0	0.0	47.3
40D1		834497.8	817978.8	21.4	98.0	242.1	242.1	-55.7	3.0	0.0	3.0	0.0	48.3
40D2		834376.5	818021.1	21.4	98.0	332.1	332.1	-58.4	3.0	0.0	3.0	0.0	0.0 *
42D1		834475.7	818163.8	31.6	98.0	221.0	221.0	-54.9	3.0	0.0	3.0	0.0	49.1
42D2		834491.8	818158.0	31.6	98.0	204.2	204.2	-54.2	3.0	0.0	3.0	0.0	49.8
42D3		834474.7	818131.7	31.6	98.0	218.3	218.3	-54.8	3.0	0.0	3.0	0.0	49.2
42D4		834468.3	818147.3	31.6	98.0	225.9	225.9	-55.1	3.0	0.0	3.0	0.0	48.9
V03	Reference is made to the "Zone 2" presented in Appendix 3.3	835211.3	818109.3	15.4	87.0	518.7	518.7	-62.3	3.0	0.0	3.0	0.0	0.0 *
V04		835213.6	818059.6	15.4	80.0	524.5	524.6	-62.4	3.0	0.0	3.0	0.0	0.0 *
V10		835134.2	818106.8	15.4	85.0	441.7	441.8	-60.9	3.0	0.0	3.0	0.0	0.0 *
V11		835138.1	818054.6	15.4	80.0	450.4	450.5	-61.1	3.0	0.0	3.0	0.0	0.0 *
V14		835117.1	818061.6	15.4	78.0	428.6	428.7	-60.6	3.0	0.0	3.0	0.0	0.0 *
V16		835068.0	818088.1	15.4	85.0	376.7	376.9	-59.5	3.0	0.0	3.0	0.0	0.0 *
V17		835070.4	818054.2	15.4	77.0	383.7	383.8	-59.7	3.0	0.0	3.0	0.0	0.0 *
V18		835063.1	818053.7	15.4	79.0	376.6	376.7	-59.5	3.0	0.0	3.0	0.0	0.0 *
V19		835021.9	818028.9	15.4	79.0	342.1	342.2	-58.7	3.0	0.0	3.0	0.0	0.0 *
V20		835027.1	818075.3	15.4	85.0	337.6	337.7	-58.6	3.0	0.0	3.0	0.0	0.0 *
V21		835012.9	818048.3	15.4	83.0	328.5	328.7	-58.3	3.0	0.0	3.0	0.0	0.0 *
V22		835024.9	818075.5	15.4	85.0	335.4	335.5	-58.5	3.0	0.0	3.0	0.0	0.0 *
V25		834921.8	818147.3	15.4	87.0	230.4	230.6	-55.3	3.0	0.0	3.0	0.0	37.7
V26		834922.8	818075.5	15.4	87.0	234.7	234.9	-55.4	3.0	0.0	3.0	0.0	37.6
V27		834844.2	818112.2	15.4	86.0	151.7	152.0	-51.6	3.0	0.0	3.0	0.0	40.4
V28		834847.3	818068.5	15.4	86.0	163.6	163.8	-52.3	3.0	0.0	3.0	0.0	39.7
V29		834707.7	818124.3	15.4	87.0	15.0	17.8	-33.0	3.0	-10.0	3.0	0.0	50.0
V30		834688.5	818064.8	15.4	87.0	57.6	58.4	-43.3	3.0	0.0	3.0	0.0	49.7
29D	Reference is made to the "Zone 3" presented in Appendix 3.4	834621.0	818119.5	20.0	87.0	71.9	72.0	-45.1	3.0	-10.0	3.0	0.0	37.9
30D		834626.6	817951.1	9.9	84.0	183.5	184.1	-53.3	3.0	0.0	3.0	0.0	36.7
31D		834628.7	818011.4	18.8	86.0	128.0	128.2	-50.2	3.0	0.0	3.0	0.0	41.8
32D		834546.6	817989.2	50.0	85.0	197.6	197.6	-53.9	3.0	0.0	3.0	0.0	37.1
WKT-VS1-1	Reference is made to the "CTR-XRL" presented in Appendix 3.2	834966.4	818290.5	N/A	67.0	321.2	321.2	-58.1	3.0	0.0	3.0	0.0	0.0 *
WKT-VS1-2		834995.2	818282.6	N/A	72.0	342.3	342.3	-58.7	3.0	0.0	3.0	0.0	0.0 *
WKT-VS1-3		834968.6	818303.1	N/A	72.0	329.8	329.8	-58.4	3.0	0.0	3.0	0.0	0.0 *
WKT-VS1-4		834962.7	818289.6	N/A	75.0	317.6	317.6	-58.0	3.0	0.0	3.0	0.0	0.0 *
WKT-VS2W-1		834925.1	818464.7	N/A	75.0	413.8	413.8	-60.3	3.0	0.0	3.0	0.0	0.0 *
WKT-VS2W-2A		834927.7	818481.0	N/A	68.0	428.9	428.9	-60.6	3.0	0.0	3.0	0.0	0.0 *
WKT-VS2W-2B		834927.7	818481.0	N/A	70.0	428.9	428.9	-60.6	3.0	0.0	3.0	0.0	0.0 *
WKT-VS2W-2C		834927.7	818481.0	N/A	70.0	428.9	428.9	-60.6	3.0	0.0	3.0	0.0	0.0 *
WKT-VS4-1		835144.1	818375.2	N/A	79.0	517.4	517.4	-62.3	3.0	0.0	3.0	0.0	0.0 *
WKT-VS4-4		835140.2	818372.2	N/A	74.0	512.5	512.5	-62.2	3.0	0.0	3.0	0.0	0.0 *
WKT-VS5-1		835158.2	818310.4	N/A	70.0	502.0	502.0	-62.0	3.0	0.0	3.0	0.0	0.0 *
WKT-VS5-2		835153.7	818303.7	N/A	92.0	495.3	495.3	-61.9	3.0	0.0	3.0	0.0	0.0 *
WKT-VS5-4		835157.7	818274.6	N/A	79.0	489.2	489.2	-61.8	3.0	0.0	3.0	0.0	0.0 *
WKT-VS6-1		835034.8	818104.1	N/A	77.0	342.5	342.5	-58.7	3.0	0.0	3.0	0.0	0.0 *
WKT-VS6-2A		835040.5	818108.4	N/A	60.0	348.0	348.0	-58.8	3.0	0.0	3.0	0.0	0.0 *
WKT-VS6-2B		835040.5	818108.4	N/A	62.0	348.0	348.0	-58.8	3.0	0.0	3.0	0.0	0.0 *
WKT-VS6-3A		835034.4	818112.5	N/A	62.0	341.7	341.7	-58.7	3.0	0.0	3.0	0.0	0.0 *
WKT-VS6-3B		835034.4	818112.5	N/A	66.0	341.7	341.7	-58.7	3.0	0.0	3.0	0.0	0.0 *
WKT-VS6-4		835034.4	818112.5	N/A	75.0	341.7	341.7	-58.7	3.0	0.0	3.0	0.0	0.0 *
WKT-VS6-5A		835034.4	818112.5	N/A	76.0	341.7	341.7	-58.7	3.0	0.0	3.0	0.0	0.0 *
WKT-VS6-5B		835034.4	818112.5	N/A	76.0	341.7	341.7	-58.7	3.0	0.0	3.0	0.0	0.0 *
WKT-VS6-6A		835034.4	818112.5	N/A	65.0	341.7	341.7	-58.7	3.0	0.0	3.0	0.0	0.0 *
WKT-VS6-6B		835034.4	818112.5	N/A	70.0	341.7	341.7	-58.7	3.0	0.0	3.0	0.0	0.0 *
WKT-VS6-7A		835028.5	818107.9	N/A	69.0	336.0	336.0	-58.5	3.0	0.0	3.0	0.0	0.0 *
WKT-VS6-7B		835028.5	818107.9	N/A	63.0	336.0	336.0	-58.5	3.0	0.0	3.0	0.0	0.0 *
WKT-PVS6-1		835036.6	818083.8	N/A	63.0	345.9	345.9	-58.8	3.0	0.0	3.0	0.0	0.0 *
WKT-PVS6-2		835034.6	818080.8	N/A	68.0	344.3	344.3	-58.7	3.0	0.0	3.0	0.0	0.0 *
WKT-PVS6-3A		835034.6	818080.8	N/A	69.0	344.3	344.3	-58.7	3.0	0.0	3.0	0.0	0.0 *
WKT-PVS6-3B		835034.6	818080.8	N/A	73.0	344.3	344.3	-58.7	3.0	0.0	3.0	0.0	0.0 *
WKT-PVS6-4		835029.6	818086.6	N/A	72.0	338.7	338.7	-58.6	3.0	0.0	3.0	0.0	0.0 *
WKT-VS7-1A		835141.3	818129.6	N/A	77.0	448.6	448.6	-61.0	3.0	0.0	3.0	0.0	0.0 *
WKT-VS7-1B		835142.4	818126.1	N/A	74.0	449.6	449.6	-61.1	3.0	0.0	3.0	0.0	0.0 *
WKT-VS7-2		835149.9	818138.7	N/A	69.0	457.4	457.4	-61.2	3.0	0.0	3.0	0.0	0.0 *
WKT-VS7-3		835149.9	818138.7	N/A	80.0	457.4	457.4	-61.2	3.0	0.0	3.0	0.0	0.0 *
WKT-G-D14VS-03A		835159.6	818130.5	N/A	81.0	466.9	466.9	-61.4	3.0	0.0	3.0	0.0	0.0 *
WKT-G-D14VS-04A		835151.2	818126.7	N/A	78.0	458.4	458.4	-61.2	3.0	0.0	3.0	0.0	0.0 *
WKT-G-G15VS-01A		835024.4	818040.6	N/A	75.0	341.5	341.5	-58.7	3.0	0.0	3.0	0.0	0.0 *
WKT-G-G15VS-01B		835022.7	818042.6	N/A	76.0	339.4	339.4	-58.6	3.0	0.0	3.0	0.0	0.0 *
WKT-G-G15VS-01C		835023.1	818044.5	N/A	74.0	339.3	339.3	-58.6	3.0	0.0	3.0	0.0	0.0 *
WKT-G-G15VS-03A Section 1		835036.3	818043.7	N/A	72.0	352.4	352.4	-58.9	3.0	0.0	3.0	0.0	0.0 *
WKT-G-G15VS-03A Section 2		835035.0	818045.4	N/A	73.0	350.7	350.7	-58.9	3.0	0.0	3.0	0.0	0.0 *
S01	Reference is made to the Product Catalogue in Appendix 3.6 for similar diameter Daikin: EWAD-D-SX 210)	834383.8	818162.5	24.6	84.0	311.6	311.6	-57.9	3.0	0.0	3.0	0.0	0.0 *
S02		834387.0	818165.4	24.6	84.0	308.8	308.8	-57.8	3.0	0.0	3.0	0.0	0.0 *
S03		834389.8	818168.7	24.6	84.0	306.5	306.5	-57.7	3.0	0.0	3.0	0.0	0.0 *
							ASR	**B**	**Noise standard:**		**65**	**Overall**	**61**

Note:
* - If the horizontal distance from NSR to noise source is over 300m, the correted noise level will be omitted in the calculation.
# - For a conservative approach, if the mPD level of fixed noise source is higher than the mPD level of NSRs, the slant dustance will be equal to the horizontal distance. Furthermore, if the information of the mPD is not aviliable (N/A), the slant dustance will be equal to the horizontal distance too.

Predicted Noise Level for Fixed Noise Impact Assessment - Base Case Scenario
Night Time
F202

NSR Coordinate: x = 834692.8 y = ###### z = 25.0

Source ID	Description	Fixed Noise Source Coordinate: x	y	z	SWL, dB(A)	Horizontal distance from source to NSR	Slant distance from source to NSR (m) #	Distance Corr.	Façade Corr.	Barrier Corr.	Tonality Corr.	Impulsive Corr.	CNL, dB(A)
N3	Reference is made to the "ER" presented in Appendix 3.1	834534.1	818215.8	13.5	93.0	184.2	184.6	-53.3	3.0	0.0	3.0	0.0	45.7
N4		834639.0	818214.2	13.0	88.0	106.6	107.2	-48.6	3.0	0.0	3.0	0.0	45.4
N5		834699.3	818217.7	17.3	89.0	95.7	96.0	-47.6	3.0	0.0	3.0	0.0	47.4
N6		834745.1	818216.0	12.0	85.0	107.4	108.2	-48.7	3.0	0.0	3.0	0.0	42.3
N7		834888.6	818321.0	7.8	0.0	279.0	279.6	-56.9	3.0	0.0	3.0	0.0	0.0
N8		834888.8	818354.9	10.3	0.0	304.2	304.6	-57.7	3.0	0.0	3.0	0.0	0.0
N9		834889.7	818400.0	10.3	0.0	340.5	340.8	-58.7	3.0	0.0	3.0	0.0	0.0
N10		834890.2	818429.5	8.3	0.0	365.2	365.6	-59.3	3.0	0.0	3.0	0.0	0.0
N11		834892.6	818480.5	10.8	0.0	410.2	410.5	-60.3	3.0	0.0	3.0	0.0	0.0
01D		834489.0	818105.1	15.4	69.0	204.5	204.7	-54.2	3.0	0.0	3.0	0.0	20.8
39D1		834489.0	818105.1	19.7	87.0	204.5	204.6	-54.2	3.0	0.0	3.0	0.0	38.8
39D2		834420.5	818100.3	28.7	87.0	273.2	273.2	-56.7	3.0	0.0	3.0	0.0	36.3
40D1		834497.8	817978.8	21.4	87.0	242.1	242.1	-55.7	3.0	0.0	3.0	0.0	37.3
40D2		834376.5	818021.1	21.4	87.0	332.1	332.1	-58.4	3.0	0.0	3.0	0.0	0.0 *
42D1		834475.7	818163.8	31.6	80.0	221.0	221.0	-54.9	3.0	0.0	3.0	0.0	31.1
42D2		834491.8	818158.0	31.6	80.0	204.2	204.2	-54.2	3.0	0.0	3.0	0.0	31.8
42D3		834474.7	818131.7	31.6	80.0	218.3	218.3	-54.8	3.0	0.0	3.0	0.0	31.2
42D4		834468.3	818147.3	31.6	80.0	225.9	225.9	-55.1	3.0	0.0	3.0	0.0	30.9
V03	Reference is made to the "Zone 2" presented in Appendix 3.3	835211.3	818109.3	15.4	65.0	518.7	518.7	-62.3	3.0	0.0	3.0	0.0	0.0 *
V04		835213.6	818059.6	15.4	70.0	524.5	524.6	-62.4	3.0	0.0	3.0	0.0	0.0 *
V10		835134.2	818106.8	15.4	75.0	441.7	441.8	-60.9	3.0	0.0	3.0	0.0	0.0 *
V11		835138.1	818054.6	15.4	70.0	450.4	450.5	-61.1	3.0	0.0	3.0	0.0	0.0 *
V14		835117.1	818061.6	15.4	65.0	428.6	428.7	-60.6	3.0	0.0	3.0	0.0	0.0 *
V16		835068.0	818088.1	15.4	69.0	376.7	376.9	-59.5	3.0	0.0	3.0	0.0	0.0 *
V17		835070.4	818054.2	15.4	66.0	383.7	383.8	-59.7	3.0	0.0	3.0	0.0	0.0 *
V18		835063.1	818053.7	15.4	70.0	376.6	376.7	-59.5	3.0	0.0	3.0	0.0	0.0 *
V19		835021.9	818028.9	15.4	70.0	342.1	342.2	-58.7	3.0	0.0	3.0	0.0	0.0 *
V20		835027.1	818075.3	15.4	72.0	337.6	337.7	-58.6	3.0	0.0	3.0	0.0	0.0 *
V21		835012.9	818048.3	15.4	72.0	328.5	328.7	-58.3	3.0	0.0	3.0	0.0	0.0 *
V22		835024.9	818075.5	15.4	72.0	335.4	335.5	-58.5	3.0	0.0	3.0	0.0	0.0 *
V25		834921.8	818147.3	15.4	78.0	230.4	230.6	-55.3	3.0	0.0	3.0	0.0	28.7
V26		834922.8	818075.5	15.4	80.0	234.7	234.9	-55.4	3.0	0.0	3.0	0.0	30.6
V27		834844.2	818112.2	15.4	75.0	151.7	152.0	-51.6	3.0	0.0	3.0	0.0	29.4
V28		834847.3	818068.5	15.4	84.0	163.6	163.8	-52.3	3.0	0.0	3.0	0.0	37.7
V29		834707.7	818124.3	15.4	72.0	15.0	17.8	-33.0	3.0	-10.0	3.0	0.0	35.0
V30		834688.5	818064.8	15.4	70.0	57.6	58.4	-43.3	3.0	0.0	3.0	0.0	32.7
29D	Reference is made to the "Zone 3" presented in Appendix 3.4	834621.0	818119.5	20.0	76.0	71.9	72.0	-45.1	3.0	-10.0	3.0	0.0	26.9
30D		834626.6	817951.1	9.9	70.0	183.5	184.1	-53.3	3.0	0.0	3.0	0.0	22.7
31D		834628.7	818011.4	18.8	74.0	128.0	128.2	-50.2	3.0	0.0	3.0	0.0	29.8
32D		834546.6	817989.2	50.0	75.0	197.6	197.6	-53.9	3.0	0.0	3.0	0.0	27.1
WKT-VS1-1	Reference is made to the "CTR-XRL" presented in Appendix 3.2	834966.4	818290.5	N/A	67.0	321.2	321.2	-58.1	3.0	0.0	3.0	0.0	0.0 *
WKT-VS1-2		834995.2	818282.6	N/A	72.0	342.3	342.3	-58.7	3.0	0.0	3.0	0.0	0.0 *
WKT-VS1-3		834968.6	818303.1	N/A	72.0	329.8	329.8	-58.4	3.0	0.0	3.0	0.0	0.0 *
WKT-VS1-4		834962.7	818289.6	N/A	75.0	317.6	317.6	-58.0	3.0	0.0	3.0	0.0	0.0 *
WKT-VS2W-1		834925.1	818464.7	N/A	75.0	413.8	413.8	-60.3	3.0	0.0	3.0	0.0	0.0 *
WKT-VS2W-2A		834927.7	818481.0	N/A	68.0	428.9	428.9	-60.6	3.0	0.0	3.0	0.0	0.0 *
WKT-VS2W-2B		834927.7	818481.0	N/A	70.0	428.9	428.9	-60.6	3.0	0.0	3.0	0.0	0.0 *
WKT-VS2W-2C		834927.7	818481.0	N/A	70.0	428.9	428.9	-60.6	3.0	0.0	3.0	0.0	0.0 *
WKT-VS4-1		835144.1	818375.2	N/A	79.0	517.4	517.4	-62.3	3.0	0.0	3.0	0.0	0.0 *
WKT-VS4-4		835140.2	818372.2	N/A	74.0	512.5	512.5	-62.2	3.0	0.0	3.0	0.0	0.0 *
WKT-VS5-1		835158.2	818310.4	N/A	70.0	502.0	502.0	-62.0	3.0	0.0	3.0	0.0	0.0 *
WKT-VS5-2		835153.7	818303.7	N/A	92.0	495.3	495.3	-61.9	3.0	0.0	3.0	0.0	0.0 *
WKT-VS5-4		835157.7	818274.6	N/A	79.0	489.2	489.2	-61.8	3.0	0.0	3.0	0.0	0.0 *
WKT-VS6-1		835034.8	818104.1	N/A	77.0	342.5	342.5	-58.7	3.0	0.0	3.0	0.0	0.0 *
WKT-VS6-2A		835040.5	818108.4	N/A	60.0	348.0	348.0	-58.8	3.0	0.0	3.0	0.0	0.0 *
WKT-VS6-2B		835040.5	818108.4	N/A	62.0	348.0	348.0	-58.8	3.0	0.0	3.0	0.0	0.0 *
WKT-VS6-3A		835034.4	818112.5	N/A	62.0	341.7	341.7	-58.7	3.0	0.0	3.0	0.0	0.0 *
WKT-VS6-3B		835034.4	818112.5	N/A	66.0	341.7	341.7	-58.7	3.0	0.0	3.0	0.0	0.0 *
WKT-VS6-4		835034.4	818112.5	N/A	75.0	341.7	341.7	-58.7	3.0	0.0	3.0	0.0	0.0 *
WKT-VS6-5A		835034.4	818112.5	N/A	76.0	341.7	341.7	-58.7	3.0	0.0	3.0	0.0	0.0 *
WKT-VS6-5B		835034.4	818112.5	N/A	76.0	341.7	341.7	-58.7	3.0	0.0	3.0	0.0	0.0 *
WKT-VS6-6A		835034.4	818112.5	N/A	65.0	341.7	341.7	-58.7	3.0	0.0	3.0	0.0	0.0 *
WKT-VS6-6B		835034.4	818112.5	N/A	70.0	341.7	341.7	-58.7	3.0	0.0	3.0	0.0	0.0 *
WKT-VS6-7A		835028.5	818107.9	N/A	69.0	336.0	336.0	-58.5	3.0	0.0	3.0	0.0	0.0 *
WKT-VS6-7B		835028.5	818107.9	N/A	63.0	336.0	336.0	-58.5	3.0	0.0	3.0	0.0	0.0 *
WKT-PVS6-1		835036.6	818083.8	N/A	63.0	345.9	345.9	-58.8	3.0	0.0	3.0	0.0	0.0 *
WKT-PVS6-2		835034.6	818080.8	N/A	68.0	344.3	344.3	-58.7	3.0	0.0	3.0	0.0	0.0 *
WKT-PVS6-3A		835034.6	818080.8	N/A	69.0	344.3	344.3	-58.7	3.0	0.0	3.0	0.0	0.0 *
WKT-PVS6-3B		835034.6	818080.8	N/A	73.0	344.3	344.3	-58.7	3.0	0.0	3.0	0.0	0.0 *
WKT-PVS6-4		835029.6	818086.6	N/A	72.0	338.7	338.7	-58.6	3.0	0.0	3.0	0.0	0.0 *
WKT-VS7-1A		835141.3	818129.6	N/A	77.0	448.6	448.6	-61.0	3.0	0.0	3.0	0.0	0.0 *
WKT-VS7-1B		835142.4	818126.1	N/A	74.0	449.6	449.6	-61.1	3.0	0.0	3.0	0.0	0.0 *
WKT-VS7-2		835149.9	818138.7	N/A	69.0	457.4	457.4	-61.2	3.0	0.0	3.0	0.0	0.0 *
WKT-VS7-3		835149.9	818138.7	N/A	80.0	457.4	457.4	-61.2	3.0	0.0	3.0	0.0	0.0 *
WKT-G-D14VS-03A		835159.6	818130.5	N/A	81.0	466.9	466.9	-61.4	3.0	0.0	3.0	0.0	0.0 *
WKT-G-D14VS-04A		835151.2	818126.7	N/A	78.0	458.4	458.4	-61.2	3.0	0.0	3.0	0.0	0.0 *
WKT-G-G15VS-01A		835024.4	818040.6	N/A	75.0	341.5	341.5	-58.7	3.0	0.0	3.0	0.0	0.0 *
WKT-G-G15VS-01B		835022.7	818042.6	N/A	76.0	339.4	339.4	-58.6	3.0	0.0	3.0	0.0	0.0 *
WKT-G-G15VS-01C		835023.1	818044.5	N/A	74.0	339.3	339.3	-58.6	3.0	0.0	3.0	0.0	0.0 *
WKT-G-G15VS-03A Section 1		835036.3	818043.7	N/A	72.0	352.4	352.4	-58.9	3.0	0.0	3.0	0.0	0.0 *
WKT-G-G15VS-03A Section 2		835035.0	818045.4	N/A	73.0	350.7	350.7	-58.9	3.0	0.0	3.0	0.0	0.0 *
S01	Reference is made to the Product Catalogue in Appendix 3.6 for similar diameter Daikin: EWAD-D-SX 210)	834383.8	818162.5	24.6	84.0	311.6	311.6	-57.9	3.0	0.0	3.0	0.0	0.0 *
S02		834387.0	818165.4	24.6	84.0	308.8	308.8	-57.8	3.0	0.0	3.0	0.0	0.0 *
S03		834389.8	818168.7	24.6	84.0	306.5	306.5	-57.7	3.0	0.0	3.0	0.0	0.0 *
							ASR	**B**	**Noise standard:**		**55**	**Overall**	**53**

Note:
* - If the horizontal distance from NSR to noise source is over 300m, the correted noise level will be omitted in the calculation.
# - For a conservative approach, if the mPD level of fixed noise source is higher than the mPD level of NSRs, the slant dustance will be equal to the horizontal distance. Furthermore, if the information of the mPD is not aviliable (N/A), the slant dustance will be equal to the horizontal distance too.

Predicted Noise Level for Fixed Noise Impact Assessment - Base Case Scenario
Day/Evening Time
F203

NSR Coordinate: x = 834681.3 y = ###### z = 25.0

Source ID	Description	Fixed Noise Source Coordinate: x	y	z	SWL, dB(A)	Horizontal distance from source to NSR	Slant distance from source to NSR (m) #	Distance Corr.	Façade Corr.	Barrier Corr.	Tonality Corr.	Impulsive Corr.	CNL, dB(A)
N3	Reference is made to the "ER" presented in Appendix 3.1	834534.1	818215.8	13.5	95.0	185.3	185.6	-53.4	3.0	0.0	3.0	0.0	47.6
N4		834639.0	818214.2	13.0	93.0	118.7	119.3	-49.5	3.0	0.0	3.0	0.0	49.5
N5		834699.3	818217.7	17.3	93.0	115.8	116.1	-49.3	3.0	0.0	3.0	0.0	49.7
N6		834745.1	818216.0	12.0	88.0	129.5	130.2	-50.3	3.0	0.0	3.0	0.0	43.7
N7		834888.6	818321.0	7.8	92.0	300.6	301.1	-57.6	3.0	0.0	3.0	0.0	0.0 *
N8		834888.8	818354.9	10.3	96.0	326.1	326.5	-58.3	3.0	0.0	3.0	0.0	0.0 *
N9		834889.7	818400.0	10.3	95.0	362.6	362.9	-59.2	3.0	0.0	3.0	0.0	0.0 *
N10		834890.2	818429.5	8.3	95.0	387.4	387.7	-59.8	3.0	0.0	3.0	0.0	0.0 *
N11		834892.6	818480.5	10.8	107.0	432.4	432.6	-60.7	3.0	0.0	3.0	0.0	0.0 *
01D		834489.0	818105.1	15.4	85.0	192.3	192.5	-53.7	3.0	0.0	3.0	0.0	37.3
39D1		834489.0	818105.1	19.7	98.0	192.3	192.4	-53.7	3.0	0.0	3.0	0.0	50.3
39D2		834420.5	818100.3	28.7	98.0	260.8	260.8	-56.3	3.0	0.0	3.0	0.0	47.7
40D1		834497.8	817978.8	21.4	98.0	221.7	221.8	-54.9	3.0	0.0	3.0	0.0	49.1
40D2		834376.5	818021.1	21.4	98.0	315.7	315.7	-58.0	3.0	0.0	3.0	0.0	0.0 *
42D1		834475.7	818163.8	31.6	98.0	214.3	214.3	-54.6	3.0	0.0	3.0	0.0	49.4
42D2		834491.8	818158.0	31.6	98.0	197.2	197.2	-53.9	3.0	0.0	3.0	0.0	50.1
42D3		834474.7	818131.7	31.6	98.0	208.5	208.5	-54.4	3.0	0.0	3.0	0.0	49.6
42D4		834468.3	818147.3	31.6	98.0	217.5	217.5	-54.7	3.0	0.0	3.0	0.0	49.3
V03	Reference is made to the "Zone 2" presented in Appendix 3.3	835211.3	818109.3	15.4	87.0	530.0	530.1	-62.5	3.0	0.0	3.0	0.0	0.0 *
V04		835213.6	818059.6	15.4	80.0	534.1	534.2	-62.6	3.0	0.0	3.0	0.0	0.0 *
V10		835134.2	818106.8	15.4	85.0	452.9	453.0	-61.1	3.0	0.0	3.0	0.0	0.0 *
V11		835138.1	818054.6	15.4	80.0	459.4	459.5	-61.2	3.0	0.0	3.0	0.0	0.0 *
V14		835117.1	818061.6	15.4	78.0	437.8	437.9	-60.8	3.0	0.0	3.0	0.0	0.0 *
V16		835068.0	818088.1	15.4	85.0	387.0	387.1	-59.8	3.0	0.0	3.0	0.0	0.0 *
V17		835070.4	818054.2	15.4	77.0	392.2	392.3	-59.9	3.0	0.0	3.0	0.0	0.0 *
V18		835063.1	818053.7	15.4	79.0	385.0	385.1	-59.7	3.0	0.0	3.0	0.0	0.0 *
V19		835021.9	818028.9	15.4	79.0	348.6	348.8	-58.9	3.0	0.0	3.0	0.0	0.0 *
V20		835027.1	818075.3	15.4	85.0	346.9	347.1	-58.8	3.0	0.0	3.0	0.0	0.0 *
V21		835012.9	818048.3	15.4	83.0	336.1	336.3	-58.5	3.0	0.0	3.0	0.0	0.0 *
V22		835024.9	818075.5	15.4	85.0	344.7	344.9	-58.8	3.0	0.0	3.0	0.0	0.0 *
V25		834921.8	818147.3	15.4	87.0	244.5	244.7	-55.8	3.0	0.0	3.0	0.0	37.2
V26		834922.8	818075.5	15.4	87.0	243.1	243.3	-55.7	3.0	0.0	3.0	0.0	37.3
V27		834844.2	818112.2	15.4	86.0	163.1	163.4	-52.3	3.0	0.0	3.0	0.0	39.7
V28		834847.3	818068.5	15.4	86.0	169.6	169.9	-52.6	3.0	0.0	3.0	0.0	39.4
V29		834707.7	818124.3	15.4	87.0	33.7	35.1	-38.9	3.0	-10.0	3.0	0.0	44.1
V30		834688.5	818064.8	15.4	87.0	39.2	40.3	-40.1	3.0	0.0	3.0	0.0	52.9
29D	Reference is made to the "Zone 3" presented in Appendix 3.4	834621.0	818119.5	20.0	87.0	62.4	62.6	-43.9	3.0	-10.0	3.0	0.0	39.1
30D		834626.6	817951.1	9.9	84.0	161.7	162.4	-52.2	3.0	0.0	3.0	0.0	37.8
31D		834628.7	818011.4	18.8	86.0	105.9	106.1	-48.5	3.0	0.0	3.0	0.0	43.5
32D		834546.6	817989.2	50.0	85.0	176.5	176.5	-52.9	3.0	0.0	3.0	0.0	38.1
WKT-VS1-1	Reference is made to the "CTR-XRL" presented in Appendix 3.2	834966.4	818290.5	N/A	67.0	341.1	341.1	-58.7	3.0	0.0	3.0	0.0	0.0 *
WKT-VS1-2		834995.2	818282.6	N/A	72.0	361.5	361.5	-59.2	3.0	0.0	3.0	0.0	0.0 *
WKT-VS1-3		834968.6	818303.1	N/A	72.0	349.9	349.9	-58.9	3.0	0.0	3.0	0.0	0.0 *
WKT-VS1-4		834962.7	818289.6	N/A	75.0	337.5	337.5	-58.6	3.0	0.0	3.0	0.0	0.0 *
WKT-VS2W-1		834925.1	818464.7	N/A	75.0	435.9	435.9	-60.8	3.0	0.0	3.0	0.0	0.0 *
WKT-VS2W-2A		834927.7	818481.0	N/A	68.0	451.0	451.0	-61.1	3.0	0.0	3.0	0.0	0.0 *
WKT-VS2W-2B		834927.7	818481.0	N/A	70.0	451.0	451.0	-61.1	3.0	0.0	3.0	0.0	0.0 *
WKT-VS2W-2C		834927.7	818481.0	N/A	70.0	451.0	451.0	-61.1	3.0	0.0	3.0	0.0	0.0 *
WKT-VS4-1		835144.1	818375.2	N/A	79.0	536.8	536.8	-62.6	3.0	0.0	3.0	0.0	0.0 *
WKT-VS4-4		835140.2	818372.2	N/A	74.0	531.9	531.9	-62.5	3.0	0.0	3.0	0.0	0.0 *
WKT-VS5-1		835158.2	818310.4	N/A	70.0	519.9	519.9	-62.3	3.0	0.0	3.0	0.0	0.0 *
WKT-VS5-2		835153.7	818303.7	N/A	92.0	513.1	513.1	-62.2	3.0	0.0	3.0	0.0	0.0 *
WKT-VS5-4		835157.7	818274.6	N/A	79.0	506.3	506.3	-62.1	3.0	0.0	3.0	0.0	0.0 *
WKT-VS6-1		835034.8	818104.1	N/A	77.0	353.5	353.5	-59.0	3.0	0.0	3.0	0.0	0.0 *
WKT-VS6-2A		835040.5	818108.4	N/A	60.0	359.2	359.2	-59.1	3.0	0.0	3.0	0.0	0.0 *
WKT-VS6-2B		835040.5	818108.4	N/A	62.0	359.2	359.2	-59.1	3.0	0.0	3.0	0.0	0.0 *
WKT-VS6-3A		835034.4	818112.5	N/A	62.0	353.2	353.2	-59.0	3.0	0.0	3.0	0.0	0.0 *
WKT-VS6-3B		835034.4	818112.5	N/A	66.0	353.2	353.2	-59.0	3.0	0.0	3.0	0.0	0.0 *
WKT-VS6-4		835034.4	818112.5	N/A	75.0	353.2	353.2	-59.0	3.0	0.0	3.0	0.0	0.0 *
WKT-VS6-5A		835034.4	818112.5	N/A	76.0	353.2	353.2	-59.0	3.0	0.0	3.0	0.0	0.0 *
WKT-VS6-5B		835034.4	818112.5	N/A	76.0	353.2	353.2	-59.0	3.0	0.0	3.0	0.0	0.0 *
WKT-VS6-6A		835034.4	818112.5	N/A	65.0	353.2	353.2	-59.0	3.0	0.0	3.0	0.0	0.0 *
WKT-VS6-6B		835034.4	818112.5	N/A	70.0	353.2	353.2	-59.0	3.0	0.0	3.0	0.0	0.0 *
WKT-VS6-7A		835028.5	818107.9	N/A	69.0	347.2	347.2	-58.8	3.0	0.0	3.0	0.0	0.0 *
WKT-VS6-7B		835028.5	818107.9	N/A	63.0	347.2	347.2	-58.8	3.0	0.0	3.0	0.0	0.0 *
WKT-PVS6-1		835036.6	818083.8	N/A	63.0	355.8	355.8	-59.0	3.0	0.0	3.0	0.0	0.0 *
WKT-PVS6-2		835034.6	818080.8	N/A	68.0	354.0	354.0	-59.0	3.0	0.0	3.0	0.0	0.0 *
WKT-PVS6-3A		835034.6	818080.8	N/A	69.0	354.0	354.0	-59.0	3.0	0.0	3.0	0.0	0.0 *
WKT-PVS6-3B		835034.6	818080.8	N/A	73.0	354.0	354.0	-59.0	3.0	0.0	3.0	0.0	0.0 *
WKT-PVS6-4		835029.6	818086.6	N/A	72.0	348.7	348.7	-58.8	3.0	0.0	3.0	0.0	0.0 *
WKT-VS7-1A		835141.3	818129.6	N/A	77.0	460.8	460.8	-61.3	3.0	0.0	3.0	0.0	0.0 *
WKT-VS7-1B		835142.4	818126.1	N/A	74.0	461.7	461.7	-61.3	3.0	0.0	3.0	0.0	0.0 *
WKT-VS7-2		835149.9	818138.7	N/A	69.0	469.9	469.9	-61.4	3.0	0.0	3.0	0.0	0.0 *
WKT-VS7-3		835149.9	818138.7	N/A	80.0	469.9	469.9	-61.4	3.0	0.0	3.0	0.0	0.0 *
WKT-G-D14VS-03A		835159.6	818130.5	N/A	81.0	479.1	479.1	-61.6	3.0	0.0	3.0	0.0	0.0 *
WKT-G-D14VS-04A		835151.2	818126.7	N/A	78.0	470.5	470.5	-61.5	3.0	0.0	3.0	0.0	0.0 *
WKT-G-G15VS-01A		835024.4	818040.6	N/A	75.0	348.8	348.8	-58.9	3.0	0.0	3.0	0.0	0.0 *
WKT-G-G15VS-01B		835022.7	818042.6	N/A	76.0	346.8	346.8	-58.8	3.0	0.0	3.0	0.0	0.0 *
WKT-G-G15VS-01C		835023.1	818044.5	N/A	74.0	346.8	346.8	-58.8	3.0	0.0	3.0	0.0	0.0 *
WKT-G-G15VS-03A Section 1		835036.3	818043.7	N/A	72.0	360.0	360.0	-59.1	3.0	0.0	3.0	0.0	0.0 *
WKT-G-G15VS-03A Section 2		835035.0	818045.4	N/A	73.0	358.4	358.4	-59.1	3.0	0.0	3.0	0.0	0.0 *
S01	Reference is made to the Product Catalogue in Appendix 3.6 for similar diameter Daikin: EWAD-D-SX 210)	834383.8	818162.5	24.6	84.0	303.3	303.3	-57.6	3.0	0.0	3.0	0.0	0.0 *
S02		834387.0	818165.4	24.6	84.0	300.8	300.8	-57.6	3.0	0.0	3.0	0.0	0.0 *
S03		834389.8	818168.7	24.6	84.0	298.7	298.7	-57.5	3.0	0.0	3.0	0.0	32.5
							ASR	**B**	**Noise standard:**		**65**	**Overall**	**61**

Note:
* - If the horizontal distance from NSR to noise source is over 300m, the correted noise level will be omitted in the calculation.
# - For a conservative approach, if the mPD level of fixed noise source is higher than the mPD level of NSRs, the slant dustance will be equal to the horizontal distance. Furthermore, if the information of the mPD is not aviliable (N/A), the slant dustance will be equal to the horizontal distance too.

Predicted Noise Level for Fixed Noise Impact Assessment - Base Case Scenario
Night Time
F203

NSR Coordinate: x = 834681.3 y = ###### z = 25.0

Source ID	Description	Fixed Noise Source Coordinate: x	y	z	SWL, dB(A)	Horizontal distance from source to NSR	Slant distance from source to NSR (m) #	Distance Corr.	Façade Corr.	Barrier Corr.	Tonality Corr.	Impulsive Corr.	CNL, dB(A)
N3	Reference is made to the "ER" presented in Appendix 3.1	834534.1	818215.8	13.5	93.0	185.3	185.6	-53.4	3.0	0.0	3.0	0.0	45.6
N4		834639.0	818214.2	13.0	88.0	118.7	119.3	-49.5	3.0	0.0	3.0	0.0	44.5
N5		834699.3	818217.7	17.3	89.0	115.8	116.1	-49.3	3.0	0.0	3.0	0.0	45.7
N6		834745.1	818216.0	12.0	85.0	129.5	130.2	-50.3	3.0	0.0	3.0	0.0	40.7
N7		834888.6	818321.0	7.8	0.0	300.6	301.1	-57.6	3.0	0.0	3.0	0.0	0.0
N8		834888.8	818354.9	10.3	0.0	326.1	326.5	-58.3	3.0	0.0	3.0	0.0	0.0
N9		834889.7	818400.0	10.3	0.0	362.6	362.9	-59.2	3.0	0.0	3.0	0.0	0.0
N10		834890.2	818429.5	8.3	0.0	387.4	387.7	-59.8	3.0	0.0	3.0	0.0	0.0
N11		834892.6	818480.5	10.8	0.0	432.4	432.6	-60.7	3.0	0.0	3.0	0.0	0.0
01D		834489.0	818105.1	15.4	69.0	192.3	192.5	-53.7	3.0	0.0	3.0	0.0	21.3
39D1		834489.0	818105.1	19.7	87.0	192.3	192.4	-53.7	3.0	0.0	3.0	0.0	39.3
39D2		834420.5	818100.3	28.7	87.0	260.8	260.8	-56.3	3.0	0.0	3.0	0.0	36.7
40D1		834497.8	817978.8	21.4	87.0	221.7	221.8	-54.9	3.0	0.0	3.0	0.0	38.1
40D2		834376.5	818021.1	21.4	87.0	315.7	315.7	-58.0	3.0	0.0	3.0	0.0	0.0 *
42D1		834475.7	818163.8	31.6	80.0	214.3	214.3	-54.6	3.0	0.0	3.0	0.0	31.4
42D2		834491.8	818158.0	31.6	80.0	197.2	197.2	-53.9	3.0	0.0	3.0	0.0	32.1
42D3		834474.7	818131.7	31.6	80.0	208.5	208.5	-54.4	3.0	0.0	3.0	0.0	31.6
42D4		834468.3	818147.3	31.6	80.0	217.5	217.5	-54.7	3.0	0.0	3.0	0.0	31.3
V03	Reference is made to the "Zone 2" presented in Appendix 3.3	835211.3	818109.3	15.4	65.0	530.0	530.1	-62.5	3.0	0.0	3.0	0.0	0.0 *
V04		835213.6	818059.6	15.4	70.0	534.1	534.2	-62.6	3.0	0.0	3.0	0.0	0.0 *
V10		835134.2	818106.8	15.4	75.0	452.9	453.0	-61.1	3.0	0.0	3.0	0.0	0.0 *
V11		835138.1	818054.6	15.4	70.0	459.4	459.5	-61.2	3.0	0.0	3.0	0.0	0.0 *
V14		835117.1	818061.6	15.4	65.0	437.8	437.9	-60.8	3.0	0.0	3.0	0.0	0.0 *
V16		835068.0	818088.1	15.4	69.0	387.0	387.1	-59.8	3.0	0.0	3.0	0.0	0.0 *
V17		835070.4	818054.2	15.4	66.0	392.2	392.3	-59.9	3.0	0.0	3.0	0.0	0.0 *
V18		835063.1	818053.7	15.4	70.0	385.0	385.1	-59.7	3.0	0.0	3.0	0.0	0.0 *
V19		835021.9	818028.9	15.4	70.0	348.6	348.8	-58.9	3.0	0.0	3.0	0.0	0.0 *
V20		835027.1	818075.3	15.4	72.0	346.9	347.1	-58.8	3.0	0.0	3.0	0.0	0.0 *
V21		835012.9	818048.3	15.4	72.0	336.1	336.3	-58.5	3.0	0.0	3.0	0.0	0.0 *
V22		835024.9	818075.5	15.4	72.0	344.7	344.9	-58.8	3.0	0.0	3.0	0.0	0.0 *
V25		834921.8	818147.3	15.4	78.0	244.5	244.7	-55.8	3.0	0.0	3.0	0.0	28.2
V26		834922.8	818075.5	15.4	80.0	243.1	243.3	-55.7	3.0	0.0	3.0	0.0	30.3
V27		834844.2	818112.2	15.4	75.0	163.1	163.4	-52.3	3.0	0.0	3.0	0.0	28.7
V28		834847.3	818068.5	15.4	84.0	169.6	169.9	-52.6	3.0	0.0	3.0	0.0	37.4
V29		834707.7	818124.3	15.4	72.0	33.7	35.1	-38.9	3.0	-10.0	3.0	0.0	29.1
V30		834688.5	818064.8	15.4	70.0	39.2	40.3	-40.1	3.0	0.0	3.0	0.0	35.9
29D	Reference is made to the "Zone 3" presented in Appendix 3.4	834621.0	818119.5	20.0	76.0	62.4	62.6	-43.9	3.0	-10.0	3.0	0.0	28.1
30D		834626.6	817951.1	9.9	70.0	161.7	162.4	-52.2	3.0	0.0	3.0	0.0	23.8
31D		834628.7	818011.4	18.8	74.0	105.9	106.1	-48.5	3.0	0.0	3.0	0.0	31.5
32D		834546.6	817989.2	50.0	75.0	176.5	176.5	-52.9	3.0	0.0	3.0	0.0	28.1
WKT-VS1-1	Reference is made to the "CTR-XRL" presented in Appendix 3.2	834966.4	818290.5	N/A	67.0	341.1	341.1	-58.7	3.0	0.0	3.0	0.0	0.0 *
WKT-VS1-2		834995.2	818282.6	N/A	72.0	361.5	361.5	-59.2	3.0	0.0	3.0	0.0	0.0 *
WKT-VS1-3		834968.6	818303.1	N/A	72.0	349.9	349.9	-58.9	3.0	0.0	3.0	0.0	0.0 *
WKT-VS1-4		834962.7	818289.6	N/A	75.0	337.5	337.5	-58.6	3.0	0.0	3.0	0.0	0.0 *
WKT-VS2W-1		834925.1	818464.7	N/A	75.0	435.9	435.9	-60.8	3.0	0.0	3.0	0.0	0.0 *
WKT-VS2W-2A		834927.7	818481.0	N/A	68.0	451.0	451.0	-61.1	3.0	0.0	3.0	0.0	0.0 *
WKT-VS2W-2B		834927.7	818481.0	N/A	70.0	451.0	451.0	-61.1	3.0	0.0	3.0	0.0	0.0 *
WKT-VS2W-2C		834927.7	818481.0	N/A	70.0	451.0	451.0	-61.1	3.0	0.0	3.0	0.0	0.0 *
WKT-VS4-1		835144.1	818375.2	N/A	79.0	536.8	536.8	-62.6	3.0	0.0	3.0	0.0	0.0 *
WKT-VS4-4		835140.2	818372.2	N/A	74.0	531.9	531.9	-62.5	3.0	0.0	3.0	0.0	0.0 *
WKT-VS5-1		835158.2	818310.4	N/A	70.0	519.9	519.9	-62.3	3.0	0.0	3.0	0.0	0.0 *
WKT-VS5-2		835153.7	818303.7	N/A	92.0	513.1	513.1	-62.2	3.0	0.0	3.0	0.0	0.0 *
WKT-VS5-4		835157.7	818274.6	N/A	79.0	506.3	506.3	-62.1	3.0	0.0	3.0	0.0	0.0 *
WKT-VS6-1		835034.8	818104.1	N/A	77.0	353.5	353.5	-59.0	3.0	0.0	3.0	0.0	0.0 *
WKT-VS6-2A		835040.5	818108.4	N/A	60.0	359.2	359.2	-59.1	3.0	0.0	3.0	0.0	0.0 *
WKT-VS6-2B		835040.5	818108.4	N/A	62.0	359.2	359.2	-59.1	3.0	0.0	3.0	0.0	0.0 *
WKT-VS6-3A		835034.4	818112.5	N/A	62.0	353.2	353.2	-59.0	3.0	0.0	3.0	0.0	0.0 *
WKT-VS6-3B		835034.4	818112.5	N/A	66.0	353.2	353.2	-59.0	3.0	0.0	3.0	0.0	0.0 *
WKT-VS6-4		835034.4	818112.5	N/A	75.0	353.2	353.2	-59.0	3.0	0.0	3.0	0.0	0.0 *
WKT-VS6-5A		835034.4	818112.5	N/A	76.0	353.2	353.2	-59.0	3.0	0.0	3.0	0.0	0.0 *
WKT-VS6-5B		835034.4	818112.5	N/A	76.0	353.2	353.2	-59.0	3.0	0.0	3.0	0.0	0.0 *
WKT-VS6-6A		835034.4	818112.5	N/A	65.0	353.2	353.2	-59.0	3.0	0.0	3.0	0.0	0.0 *
WKT-VS6-6B		835034.4	818112.5	N/A	70.0	353.2	353.2	-59.0	3.0	0.0	3.0	0.0	0.0 *
WKT-VS6-7A		835028.5	818107.9	N/A	69.0	347.2	347.2	-58.8	3.0	0.0	3.0	0.0	0.0 *
WKT-VS6-7B		835028.5	818107.9	N/A	63.0	347.2	347.2	-58.8	3.0	0.0	3.0	0.0	0.0 *
WKT-PVS6-1		835036.6	818083.8	N/A	63.0	355.8	355.8	-59.0	3.0	0.0	3.0	0.0	0.0 *
WKT-PVS6-2		835034.6	818080.8	N/A	68.0	354.0	354.0	-59.0	3.0	0.0	3.0	0.0	0.0 *
WKT-PVS6-3A		835034.6	818080.8	N/A	69.0	354.0	354.0	-59.0	3.0	0.0	3.0	0.0	0.0 *
WKT-PVS6-3B		835034.6	818080.8	N/A	73.0	354.0	354.0	-59.0	3.0	0.0	3.0	0.0	0.0 *
WKT-PVS6-4		835029.6	818086.6	N/A	72.0	348.7	348.7	-58.8	3.0	0.0	3.0	0.0	0.0 *
WKT-VS7-1A		835141.3	818129.6	N/A	77.0	460.8	460.8	-61.3	3.0	0.0	3.0	0.0	0.0 *
WKT-VS7-1B		835142.4	818126.1	N/A	74.0	461.7	461.7	-61.3	3.0	0.0	3.0	0.0	0.0 *
WKT-VS7-2		835149.9	818138.7	N/A	69.0	469.9	469.9	-61.4	3.0	0.0	3.0	0.0	0.0 *
WKT-VS7-3		835149.9	818138.7	N/A	80.0	469.9	469.9	-61.4	3.0	0.0	3.0	0.0	0.0 *
WKT-G-D14VS-03A		835159.6	818130.5	N/A	81.0	479.1	479.1	-61.6	3.0	0.0	3.0	0.0	0.0 *
WKT-G-D14VS-04A		835151.2	818126.7	N/A	78.0	470.5	470.5	-61.5	3.0	0.0	3.0	0.0	0.0 *
WKT-G-G15VS-01A		835024.4	818040.6	N/A	75.0	348.8	348.8	-58.9	3.0	0.0	3.0	0.0	0.0 *
WKT-G-G15VS-01B		835022.7	818042.6	N/A	76.0	346.8	346.8	-58.8	3.0	0.0	3.0	0.0	0.0 *
WKT-G-G15VS-01C		835023.1	818044.5	N/A	74.0	346.8	346.8	-58.8	3.0	0.0	3.0	0.0	0.0 *
WKT-G-G15VS-03A Section 1		835036.3	818043.7	N/A	72.0	360.0	360.0	-59.1	3.0	0.0	3.0	0.0	0.0 *
WKT-G-G15VS-03A Section 2		835035.0	818045.4	N/A	73.0	358.4	358.4	-59.1	3.0	0.0	3.0	0.0	0.0 *
S01	Reference is made to the Product Catalogue in Appendix 3.6 for similar diameter Daikin: EWAD-D-SX 210)	834383.8	818162.5	24.6	84.0	303.3	303.3	-57.6	3.0	0.0	3.0	0.0	0.0 *
S02		834387.0	818165.4	24.6	84.0	300.8	300.8	-57.6	3.0	0.0	3.0	0.0	0.0 *
S03		834389.8	818168.7	24.6	84.0	298.7	298.7	-57.5	3.0	0.0	3.0	0.0	32.5
							ASR	**B**	**Noise standard:**		**55**	**Overall**	**52**

Note:
* - If the horizontal distance from NSR to noise source is over 300m, the correted noise level will be omitted in the calculation.
# - For a conservative approach, if the mPD level of fixed noise source is higher than the mPD level of NSRs, the slant dustance will be equal to the horizontal distance. Furthermore, if the information of the mPD is not aviliable (N/A), the slant dustance will be equal to the horizontal distance too.

Predicted Noise Level for Fixed Noise Impact Assessment - Base Case Scenario
Day/Evening Time
F301 NSR Coordinate: x = 834709.7 y = ###### z = 25.0

Source ID	Description	Fixed Noise Source Coordinate: x	y	z	SWL, dB(A)	Horizontal distance from source to NSR	Slant distance from source to NSR (m) #	Distance Corr.	Façade Corr.	Barrier Corr.	Tonality Corr.	Impulsive Corr.	CNL, dB(A)
N3	Reference is made to the "ER" presented in Appendix 3.1	834534.1	818215.8	13.5	95.0	199.9	200.2	-54.0	3.0	0.0	3.0	0.0	47.0
N4		834639.0	818214.2	13.0	93.0	117.5	118.2	-49.4	3.0	0.0	3.0	0.0	49.6
N5		834699.3	818217.7	17.3	93.0	98.0	98.3	-47.8	3.0	0.0	3.0	0.0	51.2
N6		834745.1	818216.0	12.0	88.0	102.0	102.9	-48.2	3.0	0.0	3.0	0.0	45.8
N7		834888.6	818321.0	7.8	92.0	268.9	269.4	-56.6	3.0	0.0	3.0	0.0	41.4
N8		834888.8	818354.9	10.3	96.0	295.2	295.5	-57.4	3.0	0.0	3.0	0.0	44.6
N9		834889.7	818400.0	10.3	95.0	332.6	332.9	-58.4	3.0	0.0	3.0	0.0	0.0 *
N10		834890.2	818429.5	8.3	95.0	358.0	358.4	-59.1	3.0	0.0	3.0	0.0	0.0 *
N11		834892.6	818480.5	10.8	107.0	404.0	404.2	-60.1	3.0	0.0	3.0	0.0	0.0 *
01D		834489.0	818105.1	15.4	85.0	221.2	221.4	-54.9	3.0	0.0	3.0	0.0	36.1
39D1		834489.0	818105.1	19.7	98.0	221.2	221.3	-54.9	3.0	0.0	3.0	0.0	49.1
39D2		834420.5	818100.3	28.7	98.0	289.9	289.9	-57.2	3.0	0.0	3.0	0.0	46.8
40D1		834497.8	817978.8	21.4	98.0	254.8	254.8	-56.1	3.0	0.0	3.0	0.0	47.9
40D2		834376.5	818021.1	21.4	98.0	347.7	347.7	-58.8	3.0	0.0	3.0	0.0	0.0 *
42D1		834475.7	818163.8	31.6	98.0	238.0	238.0	-55.5	3.0	0.0	3.0	0.0	48.5
42D2		834491.8	818158.0	31.6	98.0	221.1	221.1	-54.9	3.0	0.0	3.0	0.0	49.1
42D3		834474.7	818131.7	31.6	98.0	235.3	235.3	-55.4	3.0	0.0	3.0	0.0	48.6
42D4		834468.3	818147.3	31.6	98.0	242.9	242.9	-55.7	3.0	0.0	3.0	0.0	48.3
V03	Reference is made to the "Zone 2" presented in Appendix 3.3	835211.3	818109.3	15.4	87.0	501.7	501.8	-62.0	3.0	0.0	3.0	0.0	0.0 *
V04		835213.6	818059.6	15.4	80.0	507.5	507.6	-62.1	3.0	0.0	3.0	0.0	0.0 *
V10		835134.2	818106.8	15.4	85.0	424.7	424.8	-60.6	3.0	0.0	3.0	0.0	0.0 *
V11		835138.1	818054.6	15.4	80.0	433.4	433.5	-60.7	3.0	0.0	3.0	0.0	0.0 *
V14		835117.1	818061.6	15.4	78.0	411.6	411.7	-60.3	3.0	0.0	3.0	0.0	0.0 *
V16		835068.0	818088.1	15.4	85.0	359.7	359.9	-59.1	3.0	0.0	3.0	0.0	0.0 *
V17		835070.4	818054.2	15.4	77.0	366.7	366.8	-59.3	3.0	0.0	3.0	0.0	0.0 *
V18		835063.1	818053.7	15.4	79.0	359.6	359.7	-59.1	3.0	0.0	3.0	0.0	0.0 *
V19		835021.9	818028.9	15.4	79.0	325.3	325.4	-58.2	3.0	0.0	3.0	0.0	0.0 *
V20		835027.1	818075.3	15.4	85.0	320.6	320.7	-58.1	3.0	0.0	3.0	0.0	0.0 *
V21		835012.9	818048.3	15.4	83.0	311.6	311.8	-57.9	3.0	0.0	3.0	0.0	0.0 *
V22		835024.9	818075.5	15.4	85.0	318.4	318.5	-58.1	3.0	0.0	3.0	0.0	0.0 *
V25		834921.8	818147.3	15.4	87.0	213.8	214.0	-54.6	3.0	0.0	3.0	0.0	38.4
V26		834922.8	818075.5	15.4	87.0	217.8	218.0	-54.8	3.0	0.0	3.0	0.0	38.2
V27		834844.2	818112.2	15.4	86.0	134.7	135.1	-50.6	3.0	0.0	3.0	0.0	41.4
V28		834847.3	818068.5	15.4	86.0	147.0	147.3	-51.4	3.0	0.0	3.0	0.0	40.6
V29		834707.7	818124.3	15.4	87.0	4.5	10.6	-28.5	3.0	-10.0	3.0	0.0	54.5
V30		834688.5	818064.8	15.4	87.0	59.4	60.2	-43.6	3.0	0.0	3.0	0.0	49.4
29D	Reference is made to the "Zone 3" presented in Appendix 3.4	834621.0	818119.5	20.0	87.0	88.7	88.8	-47.0	3.0	-10.0	3.0	0.0	36.0
30D		834626.6	817951.1	9.9	84.0	188.5	189.1	-53.5	3.0	0.0	3.0	0.0	36.5
31D		834628.7	818011.4	18.8	86.0	135.7	135.9	-50.7	3.0	0.0	3.0	0.0	41.3
32D		834546.6	817989.2	50.0	85.0	209.3	209.3	-54.4	3.0	0.0	3.0	0.0	36.6
WKT-VS1-1	Reference is made to the "CTR-XRL" presented in Appendix 3.2	834966.4	818290.5	N/A	67.0	308.0	308.0	-57.8	3.0	0.0	3.0	0.0	0.0 *
WKT-VS1-2		834995.2	818282.6	N/A	72.0	328.4	328.4	-58.3	3.0	0.0	3.0	0.0	0.0 *
WKT-VS1-3		834968.6	818303.1	N/A	72.0	316.9	316.9	-58.0	3.0	0.0	3.0	0.0	0.0 *
WKT-VS1-4		834962.7	818289.6	N/A	75.0	304.4	304.4	-57.7	3.0	0.0	3.0	0.0	0.0 *
WKT-VS2W-1		834925.1	818464.7	N/A	75.0	406.2	406.2	-60.2	3.0	0.0	3.0	0.0	0.0 *
WKT-VS2W-2A		834927.7	818481.0	N/A	68.0	421.5	421.5	-60.5	3.0	0.0	3.0	0.0	0.0 *
WKT-VS2W-2B		834927.7	818481.0	N/A	70.0	421.5	421.5	-60.5	3.0	0.0	3.0	0.0	0.0 *
WKT-VS2W-2C		834927.7	818481.0	N/A	70.0	421.5	421.5	-60.5	3.0	0.0	3.0	0.0	0.0 *
WKT-VS4-1		835144.1	818375.2	N/A	79.0	503.7	503.7	-62.0	3.0	0.0	3.0	0.0	0.0 *
WKT-VS4-4		835140.2	818372.2	N/A	74.0	498.8	498.8	-62.0	3.0	0.0	3.0	0.0	0.0 *
WKT-VS5-1		835158.2	818310.4	N/A	70.0	487.1	487.1	-61.8	3.0	0.0	3.0	0.0	0.0 *
WKT-VS5-2		835153.7	818303.7	N/A	92.0	480.4	480.4	-61.6	3.0	0.0	3.0	0.0	0.0 *
WKT-VS5-4		835157.7	818274.6	N/A	79.0	473.8	473.8	-61.5	3.0	0.0	3.0	0.0	0.0 *
WKT-VS6-1		835034.8	818104.1	N/A	77.0	325.5	325.5	-58.3	3.0	0.0	3.0	0.0	0.0 *
WKT-VS6-2A		835040.5	818108.4	N/A	60.0	331.0	331.0	-58.4	3.0	0.0	3.0	0.0	0.0 *
WKT-VS6-2B		835040.5	818108.4	N/A	62.0	331.0	331.0	-58.4	3.0	0.0	3.0	0.0	0.0 *
WKT-VS6-3A		835034.4	818112.5	N/A	62.0	324.8	324.8	-58.2	3.0	0.0	3.0	0.0	0.0 *
WKT-VS6-3B		835034.4	818112.5	N/A	66.0	324.8	324.8	-58.2	3.0	0.0	3.0	0.0	0.0 *
WKT-VS6-4		835034.4	818112.5	N/A	75.0	324.8	324.8	-58.2	3.0	0.0	3.0	0.0	0.0 *
WKT-VS6-5A		835034.4	818112.5	N/A	76.0	324.8	324.8	-58.2	3.0	0.0	3.0	0.0	0.0 *
WKT-VS6-5B		835034.4	818112.5	N/A	76.0	324.8	324.8	-58.2	3.0	0.0	3.0	0.0	0.0 *
WKT-VS6-6A		835034.4	818112.5	N/A	65.0	324.8	324.8	-58.2	3.0	0.0	3.0	0.0	0.0 *
WKT-VS6-6B		835034.4	818112.5	N/A	70.0	324.8	324.8	-58.2	3.0	0.0	3.0	0.0	0.0 *
WKT-VS6-7A		835028.5	818107.9	N/A	69.0	319.0	319.0	-58.1	3.0	0.0	3.0	0.0	0.0 *
WKT-VS6-7B		835028.5	818107.9	N/A	63.0	319.0	319.0	-58.1	3.0	0.0	3.0	0.0	0.0 *
WKT-PVS6-1		835036.6	818083.8	N/A	63.0	328.9	328.9	-58.3	3.0	0.0	3.0	0.0	0.0 *
WKT-PVS6-2		835034.6	818080.8	N/A	68.0	327.3	327.3	-58.3	3.0	0.0	3.0	0.0	0.0 *
WKT-PVS6-3A		835034.6	818080.8	N/A	69.0	327.3	327.3	-58.3	3.0	0.0	3.0	0.0	0.0 *
WKT-PVS6-3B		835034.6	818080.8	N/A	73.0	327.3	327.3	-58.3	3.0	0.0	3.0	0.0	0.0 *
WKT-PVS6-4		835029.6	818086.6	N/A	72.0	321.7	321.7	-58.1	3.0	0.0	3.0	0.0	0.0 *
WKT-VS7-1A		835141.3	818129.6	N/A	77.0	431.7	431.7	-60.7	3.0	0.0	3.0	0.0	0.0 *
WKT-VS7-1B		835142.4	818126.1	N/A	74.0	432.7	432.7	-60.7	3.0	0.0	3.0	0.0	0.0 *
WKT-VS7-2		835149.9	818138.7	N/A	69.0	440.6	440.6	-60.9	3.0	0.0	3.0	0.0	0.0 *
WKT-VS7-3		835149.9	818138.7	N/A	80.0	440.6	440.6	-60.9	3.0	0.0	3.0	0.0	0.0 *
WKT-G-D14VS-03A		835159.6	818130.5	N/A	81.0	450.0	450.0	-61.1	3.0	0.0	3.0	0.0	0.0 *
WKT-G-D14VS-04A		835151.2	818126.7	N/A	78.0	441.5	441.5	-60.9	3.0	0.0	3.0	0.0	0.0 *
WKT-G-G15VS-01A		835024.4	818040.6	N/A	75.0	324.6	324.6	-58.2	3.0	0.0	3.0	0.0	0.0 *
WKT-G-G15VS-01B		835022.7	818042.6	N/A	76.0	322.5	322.5	-58.2	3.0	0.0	3.0	0.0	0.0 *
WKT-G-G15VS-01C		835023.1	818044.5	N/A	74.0	322.4	322.4	-58.2	3.0	0.0	3.0	0.0	0.0 *
WKT-G-G15VS-03A Section 1		835036.3	818043.7	N/A	72.0	335.5	335.5	-58.5	3.0	0.0	3.0	0.0	0.0 *
WKT-G-G15VS-03A Section 2		835035.0	818045.4	N/A	73.0	333.8	333.8	-58.5	3.0	0.0	3.0	0.0	0.0 *
S01	Reference is made to the Product Catalogue in Appendix 3.6 for similar diameter Daikin: EWAD-D-SX 210)	834383.8	818162.5	24.6	84.0	328.6	328.6	-58.3	3.0	0.0	3.0	0.0	0.0 *
S02		834387.0	818165.4	24.6	84.0	325.8	325.8	-58.3	3.0	0.0	3.0	0.0	0.0 *
S03		834389.8	818168.7	24.6	84.0	323.5	323.5	-58.2	3.0	0.0	3.0	0.0	0.0 *
							ASR	**B**	**Noise standard:**		**65**	**Overall**	**61**

Note:
* - If the horizontal distance from NSR to noise source is over 300m, the correted noise level will be omitted in the calculation.
# - For a conservative approach, if the mPD level of fixed noise source is higher than the mPD level of NSRs, the slant dustance will be equal to the horizontal distance. Furthermore, if the information of the mPD is not aviliable (N/A), the slant dustance will be equal to the horizontal distance too.

Predicted Noise Level for Fixed Noise Impact Assessment - Base Case Scenario
Night Time
F301

NSR Coordinate: x = 834709.7 y = ###### z = 25.0

Source ID	Description	Fixed Noise Source Coordinate: x	y	z	SWL, dB(A)	Horizontal distance from source to NSR	Slant distance from source to NSR (m) #	Distance Corr.	Façade Corr.	Barrier Corr.	Tonality Corr.	Impulsive Corr.	CNL, dB(A)
N3	Reference is made to the "ER" presented in Appendix 3.1	834534.1	818215.8	13.5	93.0	199.9	200.2	-54.0	3.0	0.0	3.0	0.0	45.0
N4		834639.0	818214.2	13.0	88.0	117.5	118.2	-49.4	3.0	0.0	3.0	0.0	44.6
N5		834699.3	818217.7	17.3	89.0	98.0	98.3	-47.8	3.0	0.0	3.0	0.0	47.2
N6		834745.1	818216.0	12.0	85.0	102.0	102.9	-48.2	3.0	0.0	3.0	0.0	42.8
N7		834888.6	818321.0	7.8	0.0	268.9	269.4	-56.6	3.0	0.0	3.0	0.0	0.0
N8		834888.8	818354.9	10.3	0.0	295.2	295.5	-57.4	3.0	0.0	3.0	0.0	0.0
N9		834889.7	818400.0	10.3	0.0	332.6	332.9	-58.4	3.0	0.0	3.0	0.0	0.0
N10		834890.2	818429.5	8.3	0.0	358.0	358.4	-59.1	3.0	0.0	3.0	0.0	0.0
N11		834892.6	818480.5	10.8	0.0	404.0	404.2	-60.1	3.0	0.0	3.0	0.0	0.0
01D		834489.0	818105.1	15.4	69.0	221.2	221.4	-54.9	3.0	0.0	3.0	0.0	20.1
39D1		834489.0	818105.1	19.7	87.0	221.2	221.3	-54.9	3.0	0.0	3.0	0.0	38.1
39D2		834420.5	818100.3	28.7	87.0	289.9	289.9	-57.2	3.0	0.0	3.0	0.0	35.8
40D1		834497.8	817978.8	21.4	87.0	254.8	254.8	-56.1	3.0	0.0	3.0	0.0	36.9
40D2		834376.5	818021.1	21.4	87.0	347.7	347.7	-58.8	3.0	0.0	3.0	0.0	0.0 *
42D1		834475.7	818163.8	31.6	80.0	238.0	238.0	-55.5	3.0	0.0	3.0	0.0	30.5
42D2		834491.8	818158.0	31.6	80.0	221.1	221.1	-54.9	3.0	0.0	3.0	0.0	31.1
42D3		834474.7	818131.7	31.6	80.0	235.3	235.3	-55.4	3.0	0.0	3.0	0.0	30.6
42D4		834468.3	818147.3	31.6	80.0	242.9	242.9	-55.7	3.0	0.0	3.0	0.0	30.3
V03	Reference is made to the "Zone 2" presented in Appendix 3.3	835211.3	818109.3	15.4	65.0	501.7	501.8	-62.0	3.0	0.0	3.0	0.0	0.0 *
V04		835213.6	818059.6	15.4	70.0	507.5	507.6	-62.1	3.0	0.0	3.0	0.0	0.0 *
V10		835134.2	818106.8	15.4	75.0	424.7	424.8	-60.6	3.0	0.0	3.0	0.0	0.0 *
V11		835138.1	818054.6	15.4	70.0	433.4	433.5	-60.7	3.0	0.0	3.0	0.0	0.0 *
V14		835117.1	818061.6	15.4	65.0	411.6	411.7	-60.3	3.0	0.0	3.0	0.0	0.0 *
V16		835068.0	818088.1	15.4	69.0	359.7	359.9	-59.1	3.0	0.0	3.0	0.0	0.0 *
V17		835070.4	818054.2	15.4	66.0	366.7	366.8	-59.3	3.0	0.0	3.0	0.0	0.0 *
V18		835063.1	818053.7	15.4	70.0	359.6	359.7	-59.1	3.0	0.0	3.0	0.0	0.0 *
V19		835021.9	818028.9	15.4	70.0	325.3	325.4	-58.2	3.0	0.0	3.0	0.0	0.0 *
V20		835027.1	818075.3	15.4	72.0	320.6	320.7	-58.1	3.0	0.0	3.0	0.0	0.0 *
V21		835012.9	818048.3	15.4	72.0	311.6	311.8	-57.9	3.0	0.0	3.0	0.0	0.0 *
V22		835024.9	818075.5	15.4	72.0	318.4	318.5	-58.1	3.0	0.0	3.0	0.0	0.0 *
V25		834921.8	818147.3	15.4	78.0	213.8	214.0	-54.6	3.0	0.0	3.0	0.0	29.4
V26		834922.8	818075.5	15.4	80.0	217.8	218.0	-54.8	3.0	0.0	3.0	0.0	31.2
V27		834844.2	818112.2	15.4	75.0	134.7	135.1	-50.6	3.0	0.0	3.0	0.0	30.4
V28		834847.3	818068.5	15.4	84.0	147.0	147.3	-51.4	3.0	0.0	3.0	0.0	38.6
V29		834707.7	818124.3	15.4	72.0	4.5	10.6	-28.5	3.0	-10.0	3.0	0.0	39.5
V30		834688.5	818064.8	15.4	70.0	59.4	60.2	-43.6	3.0	0.0	3.0	0.0	32.4
29D	Reference is made to the "Zone 3" presented in Appendix 3.4	834621.0	818119.5	20.0	76.0	88.7	88.8	-47.0	3.0	-10.0	3.0	0.0	25.0
30D		834626.6	817951.1	9.9	70.0	188.5	189.1	-53.5	3.0	0.0	3.0	0.0	22.5
31D		834628.7	818011.4	18.8	74.0	135.7	135.9	-50.7	3.0	0.0	3.0	0.0	29.3
32D		834546.6	817989.2	50.0	75.0	209.3	209.3	-54.4	3.0	0.0	3.0	0.0	26.6
WKT-VS1-1	Reference is made to the "CTR-XRL" presented in Appendix 3.2	834966.4	818290.5	N/A	67.0	308.0	308.0	-57.8	3.0	0.0	3.0	0.0	0.0 *
WKT-VS1-2		834995.2	818282.6	N/A	72.0	328.4	328.4	-58.3	3.0	0.0	3.0	0.0	0.0 *
WKT-VS1-3		834968.6	818303.1	N/A	72.0	316.9	316.9	-58.0	3.0	0.0	3.0	0.0	0.0 *
WKT-VS1-4		834962.7	818289.6	N/A	75.0	304.4	304.4	-57.7	3.0	0.0	3.0	0.0	0.0 *
WKT-VS2W-1		834925.1	818464.7	N/A	75.0	406.2	406.2	-60.2	3.0	0.0	3.0	0.0	0.0 *
WKT-VS2W-2A		834927.7	818481.0	N/A	68.0	421.5	421.5	-60.5	3.0	0.0	3.0	0.0	0.0 *
WKT-VS2W-2B		834927.7	818481.0	N/A	70.0	421.5	421.5	-60.5	3.0	0.0	3.0	0.0	0.0 *
WKT-VS2W-2C		834927.7	818481.0	N/A	70.0	421.5	421.5	-60.5	3.0	0.0	3.0	0.0	0.0 *
WKT-VS4-1		835144.1	818375.2	N/A	79.0	503.7	503.7	-62.0	3.0	0.0	3.0	0.0	0.0 *
WKT-VS4-4		835140.2	818372.2	N/A	74.0	498.8	498.8	-62.0	3.0	0.0	3.0	0.0	0.0 *
WKT-VS5-1		835158.2	818310.4	N/A	70.0	487.1	487.1	-61.8	3.0	0.0	3.0	0.0	0.0 *
WKT-VS5-2		835153.7	818303.7	N/A	92.0	480.4	480.4	-61.6	3.0	0.0	3.0	0.0	0.0 *
WKT-VS5-4		835157.7	818274.6	N/A	79.0	473.8	473.8	-61.5	3.0	0.0	3.0	0.0	0.0 *
WKT-VS6-1		835034.8	818104.1	N/A	77.0	325.5	325.5	-58.3	3.0	0.0	3.0	0.0	0.0 *
WKT-VS6-2A		835040.5	818108.4	N/A	60.0	331.0	331.0	-58.4	3.0	0.0	3.0	0.0	0.0 *
WKT-VS6-2B		835040.5	818108.4	N/A	62.0	331.0	331.0	-58.4	3.0	0.0	3.0	0.0	0.0 *
WKT-VS6-3A		835034.4	818112.5	N/A	62.0	324.8	324.8	-58.2	3.0	0.0	3.0	0.0	0.0 *
WKT-VS6-3B		835034.4	818112.5	N/A	66.0	324.8	324.8	-58.2	3.0	0.0	3.0	0.0	0.0 *
WKT-VS6-4		835034.4	818112.5	N/A	75.0	324.8	324.8	-58.2	3.0	0.0	3.0	0.0	0.0 *
WKT-VS6-5A		835034.4	818112.5	N/A	76.0	324.8	324.8	-58.2	3.0	0.0	3.0	0.0	0.0 *
WKT-VS6-5B		835034.4	818112.5	N/A	76.0	324.8	324.8	-58.2	3.0	0.0	3.0	0.0	0.0 *
WKT-VS6-6A		835034.4	818112.5	N/A	65.0	324.8	324.8	-58.2	3.0	0.0	3.0	0.0	0.0 *
WKT-VS6-6B		835034.4	818112.5	N/A	70.0	324.8	324.8	-58.2	3.0	0.0	3.0	0.0	0.0 *
WKT-VS6-7A		835028.5	818107.9	N/A	69.0	319.0	319.0	-58.1	3.0	0.0	3.0	0.0	0.0 *
WKT-VS6-7B		835028.5	818107.9	N/A	63.0	319.0	319.0	-58.1	3.0	0.0	3.0	0.0	0.0 *
WKT-PVS6-1		835036.6	818083.8	N/A	63.0	328.9	328.9	-58.3	3.0	0.0	3.0	0.0	0.0 *
WKT-PVS6-2		835034.6	818080.8	N/A	68.0	327.3	327.3	-58.3	3.0	0.0	3.0	0.0	0.0 *
WKT-PVS6-3A		835034.6	818080.8	N/A	69.0	327.3	327.3	-58.3	3.0	0.0	3.0	0.0	0.0 *
WKT-PVS6-3B		835034.6	818080.8	N/A	73.0	327.3	327.3	-58.3	3.0	0.0	3.0	0.0	0.0 *
WKT-PVS6-4		835029.6	818086.6	N/A	72.0	321.7	321.7	-58.1	3.0	0.0	3.0	0.0	0.0 *
WKT-VS7-1A		835141.3	818129.6	N/A	77.0	431.7	431.7	-60.7	3.0	0.0	3.0	0.0	0.0 *
WKT-VS7-1B		835142.4	818126.1	N/A	74.0	432.7	432.7	-60.7	3.0	0.0	3.0	0.0	0.0 *
WKT-VS7-2		835149.9	818138.7	N/A	69.0	440.6	440.6	-60.9	3.0	0.0	3.0	0.0	0.0 *
WKT-VS7-3		835149.9	818138.7	N/A	80.0	440.6	440.6	-60.9	3.0	0.0	3.0	0.0	0.0 *
WKT-G-D14VS-03A		835159.6	818130.5	N/A	81.0	450.0	450.0	-61.1	3.0	0.0	3.0	0.0	0.0 *
WKT-G-D14VS-04A		835151.2	818126.7	N/A	78.0	441.5	441.5	-60.9	3.0	0.0	3.0	0.0	0.0 *
WKT-G-G15VS-01A		835024.4	818040.6	N/A	75.0	324.6	324.6	-58.2	3.0	0.0	3.0	0.0	0.0 *
WKT-G-G15VS-01B		835022.7	818042.6	N/A	76.0	322.5	322.5	-58.2	3.0	0.0	3.0	0.0	0.0 *
WKT-G-G15VS-01C		835023.1	818044.5	N/A	74.0	322.4	322.4	-58.2	3.0	0.0	3.0	0.0	0.0 *
WKT-G-G15VS-03A Section 1		835036.3	818043.7	N/A	72.0	335.5	335.5	-58.5	3.0	0.0	3.0	0.0	0.0 *
WKT-G-G15VS-03A Section 2		835035.0	818045.4	N/A	73.0	333.8	333.8	-58.5	3.0	0.0	3.0	0.0	0.0 *
S01	Reference is made to the Product Catalogue in Appendix 3.6 for similar diameter Daikin: EWAD-D-SX 210)	834383.8	818162.5	24.6	84.0	328.6	328.6	-58.3	3.0	0.0	3.0	0.0	0.0 *
S02		834387.0	818165.4	24.6	84.0	325.8	325.8	-58.3	3.0	0.0	3.0	0.0	0.0 *
S03		834389.8	818168.7	24.6	84.0	323.5	323.5	-58.2	3.0	0.0	3.0	0.0	0.0 *
							ASR	**B**	**Noise standard:**		**55**	**Overall**	**52**

Note:
* - If the horizontal distance from NSR to noise source is over 300m, the correted noise level will be omitted in the calculation.
# - For a conservative approach, if the mPD level of fixed noise source is higher than the mPD level of NSRs, the slant dustance will be equal to the horizontal distance. Furthermore, if the information of the mPD is not aviliable (N/A), the slant dustance will be equal to the horizontal distance too.

Predicted Noise Level for Fixed Noise Impact Assessment - Base Case Scenario
Day/Evening Time
F302

NSR Coordinate: x = 834712.0 y = ###### z = 25.0

Source ID	Description	Fixed Noise Source Coordinate: x	y	z	SWL, dB(A)	Horizontal distance from source to NSR	Slant distance from source to NSR (m) #	Distance Corr.	Façade Corr.	Barrier Corr.	Tonality Corr.	Impulsive Corr.	CNL, dB(A)
N3	Reference is made to the "ER" presented in Appendix 3.1	834534.1	818215.8	13.5	95.0	195.0	195.4	-53.8	3.0	0.0	3.0	0.0	47.2
N4		834639.0	818214.2	13.0	93.0	107.1	107.7	-48.6	3.0	0.0	3.0	0.0	50.4
N5		834699.3	818217.7	17.3	93.0	82.8	83.1	-46.4	3.0	0.0	3.0	0.0	52.6
N6		834745.1	818216.0	12.0	88.0	86.7	87.6	-46.9	3.0	0.0	3.0	0.0	47.1
N7		834888.6	818321.0	7.8	92.0	255.8	256.4	-56.2	3.0	0.0	3.0	0.0	41.8
N8		834888.8	818354.9	10.3	96.0	281.5	281.8	-57.0	3.0	0.0	3.0	0.0	45.0
N9		834889.7	818400.0	10.3	95.0	318.3	318.7	-58.1	3.0	0.0	3.0	0.0	0.0 *
N10		834890.2	818429.5	8.3	95.0	343.4	343.9	-58.7	3.0	0.0	3.0	0.0	0.0 *
N11		834892.6	818480.5	10.8	107.0	389.1	389.3	-59.8	3.0	0.0	3.0	0.0	0.0 *
01D		834489.0	818105.1	15.4	85.0	225.1	225.3	-55.1	3.0	0.0	3.0	0.0	35.9
39D1		834489.0	818105.1	19.7	98.0	225.1	225.2	-55.1	3.0	0.0	3.0	0.0	48.9
39D2		834420.5	818100.3	28.7	98.0	293.7	293.7	-57.4	3.0	0.0	3.0	0.0	46.6
40D1		834497.8	817978.8	21.4	98.0	265.6	265.7	-56.5	3.0	0.0	3.0	0.0	47.5
40D2		834376.5	818021.1	21.4	98.0	354.6	354.6	-59.0	3.0	0.0	3.0	0.0	0.0 *
42D1		834475.7	818163.8	31.6	98.0	237.9	237.9	-55.5	3.0	0.0	3.0	0.0	48.5
42D2		834491.8	818158.0	31.6	98.0	221.3	221.3	-54.9	3.0	0.0	3.0	0.0	49.1
42D3		834474.7	818131.7	31.6	98.0	237.3	237.3	-55.5	3.0	0.0	3.0	0.0	48.5
42D4		834468.3	818147.3	31.6	98.0	244.0	244.0	-55.7	3.0	0.0	3.0	0.0	48.3
V03	Reference is made to the "Zone 2" presented in Appendix 3.3	835211.3	818109.3	15.4	87.0	500.0	500.1	-62.0	3.0	0.0	3.0	0.0	0.0 *
V04		835213.6	818059.6	15.4	80.0	507.4	507.5	-62.1	3.0	0.0	3.0	0.0	0.0 *
V10		835134.2	818106.8	15.4	85.0	423.2	423.3	-60.5	3.0	0.0	3.0	0.0	0.0 *
V11		835138.1	818054.6	15.4	80.0	433.8	433.9	-60.7	3.0	0.0	3.0	0.0	0.0 *
V14		835117.1	818061.6	15.4	78.0	411.9	412.0	-60.3	3.0	0.0	3.0	0.0	0.0 *
V16		835068.0	818088.1	15.4	85.0	359.2	359.3	-59.1	3.0	0.0	3.0	0.0	0.0 *
V17		835070.4	818054.2	15.4	77.0	367.6	367.7	-59.3	3.0	0.0	3.0	0.0	0.0 *
V18		835063.1	818053.7	15.4	79.0	360.6	360.7	-59.1	3.0	0.0	3.0	0.0	0.0 *
V19		835021.9	818028.9	15.4	79.0	327.9	328.0	-58.3	3.0	0.0	3.0	0.0	0.0 *
V20		835027.1	818075.3	15.4	85.0	320.9	321.0	-58.1	3.0	0.0	3.0	0.0	0.0 *
V21		835012.9	818048.3	15.4	83.0	313.4	313.5	-57.9	3.0	0.0	3.0	0.0	0.0 *
V22		835024.9	818075.5	15.4	85.0	318.7	318.8	-58.1	3.0	0.0	3.0	0.0	0.0 *
V25		834921.8	818147.3	15.4	87.0	210.1	210.3	-54.5	3.0	0.0	3.0	0.0	38.5
V26		834922.8	818075.5	15.4	87.0	219.3	219.5	-54.8	3.0	0.0	3.0	0.0	38.2
V27		834844.2	818112.2	15.4	86.0	134.3	134.7	-50.6	3.0	0.0	3.0	0.0	41.4
V28		834847.3	818068.5	15.4	86.0	151.2	151.5	-51.6	3.0	0.0	3.0	0.0	40.4
V29		834707.7	818124.3	15.4	87.0	12.4	15.7	-31.9	3.0	-10.0	3.0	0.0	51.1
V30		834688.5	818064.8	15.4	87.0	74.9	75.5	-45.6	3.0	0.0	3.0	0.0	47.4
29D	Reference is made to the "Zone 3" presented in Appendix 3.4	834621.0	818119.5	20.0	87.0	92.5	92.6	-47.3	3.0	-10.0	3.0	0.0	35.7
30D		834626.6	817951.1	9.9	84.0	203.6	204.1	-54.2	3.0	0.0	3.0	0.0	35.8
31D		834628.7	818011.4	18.8	86.0	149.8	149.9	-51.5	3.0	0.0	3.0	0.0	40.5
32D		834546.6	817989.2	50.0	85.0	221.1	221.1	-54.9	3.0	0.0	3.0	0.0	36.1
WKT-VS1-1	Reference is made to the "CTR-XRL" presented in Appendix 3.2	834966.4	818290.5	N/A	67.0	297.7	297.7	-57.5	3.0	0.0	3.0	0.0	15.5
WKT-VS1-2		834995.2	818282.6	N/A	72.0	318.9	318.9	-58.1	3.0	0.0	3.0	0.0	0.0 *
WKT-VS1-3		834968.6	818303.1	N/A	72.0	306.3	306.3	-57.7	3.0	0.0	3.0	0.0	0.0 *
WKT-VS1-4		834962.7	818289.6	N/A	75.0	294.1	294.1	-57.4	3.0	0.0	3.0	0.0	23.6
WKT-VS2W-1		834925.1	818464.7	N/A	75.0	391.8	391.8	-59.9	3.0	0.0	3.0	0.0	0.0 *
WKT-VS2W-2A		834927.7	818481.0	N/A	68.0	407.0	407.0	-60.2	3.0	0.0	3.0	0.0	0.0 *
WKT-VS2W-2B		834927.7	818481.0	N/A	70.0	407.0	407.0	-60.2	3.0	0.0	3.0	0.0	0.0 *
WKT-VS2W-2C		834927.7	818481.0	N/A	70.0	407.0	407.0	-60.2	3.0	0.0	3.0	0.0	0.0 *
WKT-VS4-1		835144.1	818375.2	N/A	79.0	493.9	493.9	-61.9	3.0	0.0	3.0	0.0	0.0 *
WKT-VS4-4		835140.2	818372.2	N/A	74.0	489.1	489.1	-61.8	3.0	0.0	3.0	0.0	0.0 *
WKT-VS5-1		835158.2	818310.4	N/A	70.0	479.1	479.1	-61.6	3.0	0.0	3.0	0.0	0.0 *
WKT-VS5-2		835153.7	818303.7	N/A	92.0	472.5	472.5	-61.5	3.0	0.0	3.0	0.0	0.0 *
WKT-VS5-4		835157.7	818274.6	N/A	79.0	466.8	466.8	-61.4	3.0	0.0	3.0	0.0	0.0 *
WKT-VS6-1		835034.8	818104.1	N/A	77.0	324.4	324.4	-58.2	3.0	0.0	3.0	0.0	0.0 *
WKT-VS6-2A		835040.5	818108.4	N/A	60.0	329.6	329.6	-58.4	3.0	0.0	3.0	0.0	0.0 *
WKT-VS6-2B		835040.5	818108.4	N/A	62.0	329.6	329.6	-58.4	3.0	0.0	3.0	0.0	0.0 *
WKT-VS6-3A		835034.4	818112.5	N/A	62.0	323.2	323.2	-58.2	3.0	0.0	3.0	0.0	0.0 *
WKT-VS6-3B		835034.4	818112.5	N/A	66.0	323.2	323.2	-58.2	3.0	0.0	3.0	0.0	0.0 *
WKT-VS6-4		835034.4	818112.5	N/A	75.0	323.2	323.2	-58.2	3.0	0.0	3.0	0.0	0.0 *
WKT-VS6-5A		835034.4	818112.5	N/A	76.0	323.2	323.2	-58.2	3.0	0.0	3.0	0.0	0.0 *
WKT-VS6-5B		835034.4	818112.5	N/A	76.0	323.2	323.2	-58.2	3.0	0.0	3.0	0.0	0.0 *
WKT-VS6-6A		835034.4	818112.5	N/A	65.0	323.2	323.2	-58.2	3.0	0.0	3.0	0.0	0.0 *
WKT-VS6-6B		835034.4	818112.5	N/A	70.0	323.2	323.2	-58.2	3.0	0.0	3.0	0.0	0.0 *
WKT-VS6-7A		835028.5	818107.9	N/A	69.0	317.7	317.7	-58.0	3.0	0.0	3.0	0.0	0.0 *
WKT-VS6-7B		835028.5	818107.9	N/A	63.0	317.7	317.7	-58.0	3.0	0.0	3.0	0.0	0.0 *
WKT-PVS6-1		835036.6	818083.8	N/A	63.0	328.8	328.8	-58.3	3.0	0.0	3.0	0.0	0.0 *
WKT-PVS6-2		835034.6	818080.8	N/A	68.0	327.3	327.3	-58.3	3.0	0.0	3.0	0.0	0.0 *
WKT-PVS6-3A		835034.6	818080.8	N/A	69.0	327.3	327.3	-58.3	3.0	0.0	3.0	0.0	0.0 *
WKT-PVS6-3B		835034.6	818080.8	N/A	73.0	327.3	327.3	-58.3	3.0	0.0	3.0	0.0	0.0 *
WKT-PVS6-4		835029.6	818086.6	N/A	72.0	321.4	321.4	-58.1	3.0	0.0	3.0	0.0	0.0 *
WKT-VS7-1A		835141.3	818129.6	N/A	77.0	429.3	429.3	-60.7	3.0	0.0	3.0	0.0	0.0 *
WKT-VS7-1B		835142.4	818126.1	N/A	74.0	430.5	430.5	-60.7	3.0	0.0	3.0	0.0	0.0 *
WKT-VS7-2		835149.9	818138.7	N/A	69.0	437.9	437.9	-60.8	3.0	0.0	3.0	0.0	0.0 *
WKT-VS7-3		835149.9	818138.7	N/A	80.0	437.9	437.9	-60.8	3.0	0.0	3.0	0.0	0.0 *
WKT-G-D14VS-03A		835159.6	818130.5	N/A	81.0	447.6	447.6	-61.0	3.0	0.0	3.0	0.0	0.0 *
WKT-G-D14VS-04A		835151.2	818126.7	N/A	78.0	439.3	439.3	-60.9	3.0	0.0	3.0	0.0	0.0 *
WKT-G-G15VS-01A		835024.4	818040.6	N/A	75.0	326.6	326.6	-58.3	3.0	0.0	3.0	0.0	0.0 *
WKT-G-G15VS-01B		835022.7	818042.6	N/A	76.0	324.4	324.4	-58.2	3.0	0.0	3.0	0.0	0.0 *
WKT-G-G15VS-01C		835023.1	818044.5	N/A	74.0	324.2	324.2	-58.2	3.0	0.0	3.0	0.0	0.0 *
WKT-G-G15VS-03A Section 1		835036.3	818043.7	N/A	72.0	337.2	337.2	-58.6	3.0	0.0	3.0	0.0	0.0 *
WKT-G-G15VS-03A Section 2		835035.0	818045.4	N/A	73.0	335.4	335.4	-58.5	3.0	0.0	3.0	0.0	0.0 *
S01	Reference is made to the Product Catalogue in Appendix 3.6 for similar diameter Daikin: EWAD-D-SX 210)	834383.8	818162.5	24.6	84.0	329.3	329.3	-58.4	3.0	0.0	3.0	0.0	0.0 *
S02		834387.0	818165.4	24.6	84.0	326.3	326.3	-58.3	3.0	0.0	3.0	0.0	0.0 *
S03		834389.8	818168.7	24.6	84.0	323.9	323.9	-58.2	3.0	0.0	3.0	0.0	0.0 *
							ASR	**B**	**Noise standard:**		**65**	**Overall**	**61**

Note:
* - If the horizontal distance from NSR to noise source is over 300m, the correted noise level will be omitted in the calculation.
# - For a conservative approach, if the mPD level of fixed noise source is higher than the mPD level of NSRs, the slant dustance will be equal to the horizontal distance. Furthermore, if the information of the mPD is not aviliable (N/A), the slant dustance will be equal to the horizontal distance too.

Predicted Noise Level for Fixed Noise Impact Assessment - Base Case Scenario
Night Time
F302

NSR Coordinate: x = 834712.0 y = ###### z = 25.0

Source ID	Description	Fixed Noise Source Coordinate: x	y	z	SWL, dB(A)	Horizontal distance from source to NSR	Slant distance from source to NSR (m) #	Distance Corr.	Façade Corr.	Barrier Corr.	Tonality Corr.	Impulsive Corr.	CNL, dB(A)
N3	Reference is made to the "ER" presented in Appendix 3.1	834534.1	818215.8	13.5	93.0	195.0	195.4	-53.8	3.0	0.0	3.0	0.0	45.2
N4		834639.0	818214.2	13.0	88.0	107.1	107.7	-48.6	3.0	0.0	3.0	0.0	45.4
N5		834699.3	818217.7	17.3	89.0	82.8	83.1	-46.4	3.0	0.0	3.0	0.0	48.6
N6		834745.1	818216.0	12.0	85.0	86.7	87.6	-46.9	3.0	0.0	3.0	0.0	44.1
N7		834888.6	818321.0	7.8	0.0	255.8	256.4	-56.2	3.0	0.0	3.0	0.0	0.0
N8		834888.8	818354.9	10.3	0.0	281.5	281.8	-57.0	3.0	0.0	3.0	0.0	0.0
N9		834889.7	818400.0	10.3	0.0	318.3	318.7	-58.1	3.0	0.0	3.0	0.0	0.0
N10		834890.2	818429.5	8.3	0.0	343.4	343.9	-58.7	3.0	0.0	3.0	0.0	0.0
N11		834892.6	818480.5	10.8	0.0	389.1	389.3	-59.8	3.0	0.0	3.0	0.0	0.0
01D		834489.0	818105.1	15.4	69.0	225.1	225.3	-55.1	3.0	0.0	3.0	0.0	19.9
39D1		834489.0	818105.1	19.7	87.0	225.1	225.2	-55.1	3.0	0.0	3.0	0.0	37.9
39D2		834420.5	818100.3	28.7	87.0	293.7	293.7	-57.4	3.0	0.0	3.0	0.0	35.6
40D1		834497.8	817978.8	21.4	87.0	265.6	265.7	-56.5	3.0	0.0	3.0	0.0	36.5
40D2		834376.5	818021.1	21.4	87.0	354.6	354.6	-59.0	3.0	0.0	3.0	0.0	0.0 *
42D1		834475.7	818163.8	31.6	80.0	237.9	237.9	-55.5	3.0	0.0	3.0	0.0	30.5
42D2		834491.8	818158.0	31.6	80.0	221.3	221.3	-54.9	3.0	0.0	3.0	0.0	31.1
42D3		834474.7	818131.7	31.6	80.0	237.3	237.3	-55.5	3.0	0.0	3.0	0.0	30.5
42D4		834468.3	818147.3	31.6	80.0	244.0	244.0	-55.7	3.0	0.0	3.0	0.0	30.3
V03	Reference is made to the "Zone 2" presented in Appendix 3.3	835211.3	818109.3	15.4	65.0	500.0	500.1	-62.0	3.0	0.0	3.0	0.0	0.0 *
V04		835213.6	818059.6	15.4	70.0	507.4	507.5	-62.1	3.0	0.0	3.0	0.0	0.0 *
V10		835134.2	818106.8	15.4	75.0	423.2	423.3	-60.5	3.0	0.0	3.0	0.0	0.0 *
V11		835138.1	818054.6	15.4	70.0	433.8	433.9	-60.7	3.0	0.0	3.0	0.0	0.0 *
V14		835117.1	818061.6	15.4	65.0	411.9	412.0	-60.3	3.0	0.0	3.0	0.0	0.0 *
V16		835068.0	818088.1	15.4	69.0	359.2	359.3	-59.1	3.0	0.0	3.0	0.0	0.0 *
V17		835070.4	818054.2	15.4	66.0	367.6	367.7	-59.3	3.0	0.0	3.0	0.0	0.0 *
V18		835063.1	818053.7	15.4	70.0	360.6	360.7	-59.1	3.0	0.0	3.0	0.0	0.0 *
V19		835021.9	818028.9	15.4	70.0	327.9	328.0	-58.3	3.0	0.0	3.0	0.0	0.0 *
V20		835027.1	818075.3	15.4	72.0	320.9	321.0	-58.1	3.0	0.0	3.0	0.0	0.0 *
V21		835012.9	818048.3	15.4	72.0	313.4	313.5	-57.9	3.0	0.0	3.0	0.0	0.0 *
V22		835024.9	818075.5	15.4	72.0	318.7	318.8	-58.1	3.0	0.0	3.0	0.0	0.0 *
V25		834921.8	818147.3	15.4	78.0	210.1	210.3	-54.5	3.0	0.0	3.0	0.0	29.5
V26		834922.8	818075.5	15.4	80.0	219.3	219.5	-54.8	3.0	0.0	3.0	0.0	31.2
V27		834844.2	818112.2	15.4	75.0	134.3	134.7	-50.6	3.0	0.0	3.0	0.0	30.4
V28		834847.3	818068.5	15.4	84.0	151.2	151.5	-51.6	3.0	0.0	3.0	0.0	38.4
V29		834707.7	818124.3	15.4	72.0	12.4	15.7	-31.9	3.0	-10.0	3.0	0.0	36.1
V30		834688.5	818064.8	15.4	70.0	74.9	75.5	-45.6	3.0	0.0	3.0	0.0	30.4
29D	Reference is made to the "Zone 3" presented in Appendix 3.4	834621.0	818119.5	20.0	76.0	92.5	92.6	-47.3	3.0	-10.0	3.0	0.0	24.7
30D		834626.6	817951.1	9.9	70.0	203.6	204.1	-54.2	3.0	0.0	3.0	0.0	21.8
31D		834628.7	818011.4	18.8	74.0	149.8	149.9	-51.5	3.0	0.0	3.0	0.0	28.5
32D		834546.6	817989.2	50.0	75.0	221.1	221.1	-54.9	3.0	0.0	3.0	0.0	26.1
WKT-VS1-1	Reference is made to the "CTR-XRL" presented in Appendix 3.2	834966.4	818290.5	N/A	67.0	297.7	297.7	-57.5	3.0	0.0	3.0	0.0	15.5
WKT-VS1-2		834995.2	818282.6	N/A	72.0	318.9	318.9	-58.1	3.0	0.0	3.0	0.0	0.0 *
WKT-VS1-3		834968.6	818303.1	N/A	72.0	306.3	306.3	-57.7	3.0	0.0	3.0	0.0	0.0 *
WKT-VS1-4		834962.7	818289.6	N/A	75.0	294.1	294.1	-57.4	3.0	0.0	3.0	0.0	23.6
WKT-VS2W-1		834925.1	818464.7	N/A	75.0	391.8	391.8	-59.9	3.0	0.0	3.0	0.0	0.0 *
WKT-VS2W-2A		834927.7	818481.0	N/A	68.0	407.0	407.0	-60.2	3.0	0.0	3.0	0.0	0.0 *
WKT-VS2W-2B		834927.7	818481.0	N/A	70.0	407.0	407.0	-60.2	3.0	0.0	3.0	0.0	0.0 *
WKT-VS2W-2C		834927.7	818481.0	N/A	70.0	407.0	407.0	-60.2	3.0	0.0	3.0	0.0	0.0 *
WKT-VS4-1		835144.1	818375.2	N/A	79.0	493.9	493.9	-61.9	3.0	0.0	3.0	0.0	0.0 *
WKT-VS4-4		835140.2	818372.2	N/A	74.0	489.1	489.1	-61.8	3.0	0.0	3.0	0.0	0.0 *
WKT-VS5-1		835158.2	818310.4	N/A	70.0	479.1	479.1	-61.6	3.0	0.0	3.0	0.0	0.0 *
WKT-VS5-2		835153.7	818303.7	N/A	92.0	472.5	472.5	-61.5	3.0	0.0	3.0	0.0	0.0 *
WKT-VS5-4		835157.7	818274.6	N/A	79.0	466.8	466.8	-61.4	3.0	0.0	3.0	0.0	0.0 *
WKT-VS6-1		835034.8	818104.1	N/A	77.0	324.4	324.4	-58.2	3.0	0.0	3.0	0.0	0.0 *
WKT-VS6-2A		835040.5	818108.4	N/A	60.0	329.6	329.6	-58.4	3.0	0.0	3.0	0.0	0.0 *
WKT-VS6-2B		835040.5	818108.4	N/A	62.0	329.6	329.6	-58.4	3.0	0.0	3.0	0.0	0.0 *
WKT-VS6-3A		835034.4	818112.5	N/A	62.0	323.2	323.2	-58.2	3.0	0.0	3.0	0.0	0.0 *
WKT-VS6-3B		835034.4	818112.5	N/A	66.0	323.2	323.2	-58.2	3.0	0.0	3.0	0.0	0.0 *
WKT-VS6-4		835034.4	818112.5	N/A	75.0	323.2	323.2	-58.2	3.0	0.0	3.0	0.0	0.0 *
WKT-VS6-5A		835034.4	818112.5	N/A	76.0	323.2	323.2	-58.2	3.0	0.0	3.0	0.0	0.0 *
WKT-VS6-5B		835034.4	818112.5	N/A	76.0	323.2	323.2	-58.2	3.0	0.0	3.0	0.0	0.0 *
WKT-VS6-6A		835034.4	818112.5	N/A	65.0	323.2	323.2	-58.2	3.0	0.0	3.0	0.0	0.0 *
WKT-VS6-6B		835034.4	818112.5	N/A	70.0	323.2	323.2	-58.2	3.0	0.0	3.0	0.0	0.0 *
WKT-VS6-7A		835028.5	818107.9	N/A	69.0	317.7	317.7	-58.0	3.0	0.0	3.0	0.0	0.0 *
WKT-VS6-7B		835028.5	818107.9	N/A	63.0	317.7	317.7	-58.0	3.0	0.0	3.0	0.0	0.0 *
WKT-PVS6-1		835036.6	818083.8	N/A	63.0	328.8	328.8	-58.3	3.0	0.0	3.0	0.0	0.0 *
WKT-PVS6-2		835034.6	818080.8	N/A	68.0	327.3	327.3	-58.3	3.0	0.0	3.0	0.0	0.0 *
WKT-PVS6-3A		835034.6	818080.8	N/A	69.0	327.3	327.3	-58.3	3.0	0.0	3.0	0.0	0.0 *
WKT-PVS6-3B		835034.6	818080.8	N/A	73.0	327.3	327.3	-58.3	3.0	0.0	3.0	0.0	0.0 *
WKT-PVS6-4		835029.6	818086.6	N/A	72.0	321.4	321.4	-58.1	3.0	0.0	3.0	0.0	0.0 *
WKT-VS7-1A		835141.3	818129.6	N/A	77.0	429.3	429.3	-60.7	3.0	0.0	3.0	0.0	0.0 *
WKT-VS7-1B		835142.4	818126.1	N/A	74.0	430.5	430.5	-60.7	3.0	0.0	3.0	0.0	0.0 *
WKT-VS7-2		835149.9	818138.7	N/A	69.0	437.9	437.9	-60.8	3.0	0.0	3.0	0.0	0.0 *
WKT-VS7-3		835149.9	818138.7	N/A	80.0	437.9	437.9	-60.8	3.0	0.0	3.0	0.0	0.0 *
WKT-G-D14VS-03A		835159.6	818130.5	N/A	81.0	447.6	447.6	-61.0	3.0	0.0	3.0	0.0	0.0 *
WKT-G-D14VS-04A		835151.2	818126.7	N/A	78.0	439.3	439.3	-60.9	3.0	0.0	3.0	0.0	0.0 *
WKT-G-G15VS-01A		835024.4	818040.6	N/A	75.0	326.6	326.6	-58.3	3.0	0.0	3.0	0.0	0.0 *
WKT-G-G15VS-01B		835022.7	818042.6	N/A	76.0	324.4	324.4	-58.2	3.0	0.0	3.0	0.0	0.0 *
WKT-G-G15VS-01C		835023.1	818044.5	N/A	74.0	324.2	324.2	-58.2	3.0	0.0	3.0	0.0	0.0 *
WKT-G-G15VS-03A Section 1		835036.3	818043.7	N/A	72.0	337.2	337.2	-58.6	3.0	0.0	3.0	0.0	0.0 *
WKT-G-G15VS-03A Section 2		835035.0	818045.4	N/A	73.0	335.4	335.4	-58.5	3.0	0.0	3.0	0.0	0.0 *
S01	Reference is made to the Product Catalogue in Appendix 3.6 for similar diameter Daikin: EWAD-D-SX 210)	834383.8	818162.5	24.6	84.0	329.3	329.3	-58.4	3.0	0.0	3.0	0.0	0.0 *
S02		834387.0	818165.4	24.6	84.0	326.3	326.3	-58.3	3.0	0.0	3.0	0.0	0.0 *
S03		834389.8	818168.7	24.6	84.0	323.9	323.9	-58.2	3.0	0.0	3.0	0.0	0.0 *
							ASR	**B**	**Noise standard:**		**55**	**Overall**	**53**

Note:
* - If the horizontal distance from NSR to noise source is over 300m, the correted noise level will be omitted in the calculation.
# - For a conservative approach, if the mPD level of fixed noise source is higher than the mPD level of NSRs, the slant dustance will be equal to the horizontal distance. Furthermore, if the information of the mPD is not aviliable (N/A), the slant dustance will be equal to the horizontal distance too.

Predicted Noise Level for Fixed Noise Impact Assessment - Base Case Scenario
Day/Evening Time
F401 NSR Coordinate: x = 834785.9 y = ###### z = 25.0

Source ID	Description	Fixed Noise Source Coordinate: x	y	z	SWL, dB(A)	Horizontal distance from source to NSR	Slant distance from source to NSR (m) #	Distance Corr.	Façade Corr.	Barrier Corr.	Tonality Corr.	Impulsive Corr.	CNL, dB(A)
N3	Reference is made to the "ER" presented in Appendix 3.1	834534.1	818215.8	13.5	95.0	277.5	277.7	-56.9	3.0	0.0	3.0	0.0	44.1
N4		834639.0	818214.2	13.0	93.0	186.6	186.9	-53.4	3.0	0.0	3.0	0.0	45.6
N5		834699.3	818217.7	17.3	93.0	146.8	147.0	-51.3	3.0	0.0	3.0	0.0	47.7
N6		834745.1	818216.0	12.0	88.0	123.7	124.4	-49.9	3.0	0.0	3.0	0.0	44.1
N7		834888.6	818321.0	7.8	92.0	244.4	245.0	-55.8	3.0	0.0	3.0	0.0	42.2
N8		834888.8	818354.9	10.3	96.0	275.6	276.0	-56.8	3.0	0.0	3.0	0.0	45.2
N9		834889.7	818400.0	10.3	95.0	318.2	318.5	-58.1	3.0	0.0	3.0	0.0	0.0 *
N10		834890.2	818429.5	8.3	95.0	346.4	346.8	-58.8	3.0	0.0	3.0	0.0	0.0 *
N11		834892.6	818480.5	10.8	107.0	395.9	396.2	-60.0	3.0	0.0	3.0	0.0	0.0 *
01D		834489.0	818105.1	15.4	85.0	297.0	297.1	-57.5	3.0	0.0	3.0	0.0	33.5
39D1		834489.0	818105.1	19.7	98.0	297.0	297.0	-57.5	3.0	0.0	3.0	0.0	46.5
39D2		834420.5	818100.3	28.7	98.0	365.4	365.4	-59.3	3.0	0.0	3.0	0.0	0.0 *
40D1		834497.8	817978.8	21.4	98.0	312.2	312.3	-57.9	3.0	0.0	3.0	0.0	0.0 *
40D2		834376.5	818021.1	21.4	98.0	416.8	416.8	-60.4	3.0	0.0	3.0	0.0	0.0 *
42D1		834475.7	818163.8	31.6	98.0	316.9	316.9	-58.0	3.0	0.0	3.0	0.0	0.0 *
42D2		834491.8	818158.0	31.6	98.0	299.9	299.9	-57.5	3.0	0.0	3.0	0.0	46.5
42D3		834474.7	818131.7	31.6	98.0	312.9	312.9	-57.9	3.0	0.0	3.0	0.0	0.0 *
42D4		834468.3	818147.3	31.6	98.0	321.2	321.2	-58.1	3.0	0.0	3.0	0.0	0.0 *
V03	Reference is made to the "Zone 2" presented in Appendix 3.3	835211.3	818109.3	15.4	87.0	425.5	425.6	-60.6	3.0	0.0	3.0	0.0	0.0 *
V04		835213.6	818059.6	15.4	80.0	429.5	429.6	-60.7	3.0	0.0	3.0	0.0	0.0 *
V10		835134.2	818106.8	15.4	85.0	348.4	348.5	-58.8	3.0	0.0	3.0	0.0	0.0 *
V11		835138.1	818054.6	15.4	80.0	355.0	355.1	-59.0	3.0	0.0	3.0	0.0	0.0 *
V14		835117.1	818061.6	15.4	78.0	333.3	333.5	-58.5	3.0	0.0	3.0	0.0	0.0 *
V16		835068.0	818088.1	15.4	85.0	282.3	282.5	-57.0	3.0	0.0	3.0	0.0	34.0
V17		835070.4	818054.2	15.4	77.0	288.0	288.2	-57.2	3.0	0.0	3.0	0.0	25.8
V18		835063.1	818053.7	15.4	79.0	280.9	281.1	-57.0	3.0	0.0	3.0	0.0	28.0
V19		835021.9	818028.9	15.4	79.0	246.2	246.4	-55.8	3.0	0.0	3.0	0.0	29.2
V20		835027.1	818075.3	15.4	85.0	242.4	242.6	-55.7	3.0	0.0	3.0	0.0	35.3
V21		835012.9	818048.3	15.4	83.0	232.6	232.8	-55.3	3.0	0.0	3.0	0.0	33.7
V22		835024.9	818075.5	15.4	85.0	240.2	240.4	-55.6	3.0	0.0	3.0	0.0	35.4
V25		834921.8	818147.3	15.4	87.0	144.2	144.5	-51.2	3.0	0.0	3.0	0.0	41.8
V26		834922.8	818075.5	15.4	87.0	138.9	139.3	-50.9	3.0	0.0	3.0	0.0	42.1
V27		834844.2	818112.2	15.4	86.0	59.7	60.5	-43.6	3.0	0.0	3.0	0.0	48.4
V28		834847.3	818068.5	15.4	86.0	68.6	69.3	-44.8	3.0	0.0	3.0	0.0	47.2
V29		834707.7	818124.3	15.4	87.0	82.1	82.7	-46.3	3.0	-10.0	3.0	0.0	36.7
V30		834688.5	818064.8	15.4	87.0	103.3	103.7	-48.3	3.0	0.0	3.0	0.0	44.7
29D	Reference is made to the "Zone 3" presented in Appendix 3.4	834621.0	818119.5	20.0	87.0	166.1	166.2	-52.4	3.0	-10.0	3.0	0.0	30.6
30D		834626.6	817951.1	9.9	84.0	217.5	218.0	-54.8	3.0	0.0	3.0	0.0	35.2
31D		834628.7	818011.4	18.8	86.0	180.1	180.2	-53.1	3.0	0.0	3.0	0.0	38.9
32D		834546.6	817989.2	50.0	85.0	263.4	263.4	-56.4	3.0	0.0	3.0	0.0	34.6
WKT-VS1-1	Reference is made to the "CTR-XRL" presented in Appendix 3.2	834966.4	818290.5	N/A	67.0	263.0	263.0	-56.4	3.0	0.0	3.0	0.0	16.6
WKT-VS1-2		834995.2	818282.6	N/A	72.0	278.3	278.3	-56.9	3.0	0.0	3.0	0.0	21.1
WKT-VS1-3		834968.6	818303.1	N/A	72.0	273.8	273.8	-56.7	3.0	0.0	3.0	0.0	21.3
WKT-VS1-4		834962.7	818289.6	N/A	75.0	259.8	259.8	-56.3	3.0	0.0	3.0	0.0	24.7
WKT-VS2W-1		834925.1	818464.7	N/A	75.0	391.1	391.1	-59.8	3.0	0.0	3.0	0.0	0.0 *
WKT-VS2W-2A		834927.7	818481.0	N/A	68.0	407.3	407.3	-60.2	3.0	0.0	3.0	0.0	0.0 *
WKT-VS2W-2B		834927.7	818481.0	N/A	70.0	407.3	407.3	-60.2	3.0	0.0	3.0	0.0	0.0 *
WKT-VS2W-2C		834927.7	818481.0	N/A	70.0	407.3	407.3	-60.2	3.0	0.0	3.0	0.0	0.0 *
WKT-VS4-1		835144.1	818375.2	N/A	79.0	452.2	452.2	-61.1	3.0	0.0	3.0	0.0	0.0 *
WKT-VS4-4		835140.2	818372.2	N/A	74.0	447.3	447.3	-61.0	3.0	0.0	3.0	0.0	0.0 *
WKT-VS5-1		835158.2	818310.4	N/A	70.0	428.0	428.0	-60.6	3.0	0.0	3.0	0.0	0.0 *
WKT-VS5-2		835153.7	818303.7	N/A	92.0	420.8	420.8	-60.5	3.0	0.0	3.0	0.0	0.0 *
WKT-VS5-4		835157.7	818274.6	N/A	79.0	411.1	411.1	-60.3	3.0	0.0	3.0	0.0	0.0 *
WKT-VS6-1		835034.8	818104.1	N/A	77.0	248.9	248.9	-55.9	3.0	0.0	3.0	0.0	27.1
WKT-VS6-2A		835040.5	818108.4	N/A	60.0	254.8	254.8	-56.1	3.0	0.0	3.0	0.0	9.9
WKT-VS6-2B		835040.5	818108.4	N/A	62.0	254.8	254.8	-56.1	3.0	0.0	3.0	0.0	11.9
WKT-VS6-3A		835034.4	818112.5	N/A	62.0	248.9	248.9	-55.9	3.0	0.0	3.0	0.0	12.1
WKT-VS6-3B		835034.4	818112.5	N/A	66.0	248.9	248.9	-55.9	3.0	0.0	3.0	0.0	16.1
WKT-VS6-4		835034.4	818112.5	N/A	75.0	248.9	248.9	-55.9	3.0	0.0	3.0	0.0	25.1
WKT-VS6-5A		835034.4	818112.5	N/A	76.0	248.9	248.9	-55.9	3.0	0.0	3.0	0.0	26.1
WKT-VS6-5B		835034.4	818112.5	N/A	76.0	248.9	248.9	-55.9	3.0	0.0	3.0	0.0	26.1
WKT-VS6-6A		835034.4	818112.5	N/A	65.0	248.9	248.9	-55.9	3.0	0.0	3.0	0.0	15.1
WKT-VS6-6B		835034.4	818112.5	N/A	70.0	248.9	248.9	-55.9	3.0	0.0	3.0	0.0	20.1
WKT-VS6-7A		835028.5	818107.9	N/A	69.0	242.8	242.8	-55.7	3.0	0.0	3.0	0.0	19.3
WKT-VS6-7B		835028.5	818107.9	N/A	63.0	242.8	242.8	-55.7	3.0	0.0	3.0	0.0	13.3
WKT-PVS6-1		835036.6	818083.8	N/A	63.0	251.2	251.2	-56.0	3.0	0.0	3.0	0.0	13.0
WKT-PVS6-2		835034.6	818080.8	N/A	68.0	249.4	249.4	-55.9	3.0	0.0	3.0	0.0	18.1
WKT-PVS6-3A		835034.6	818080.8	N/A	69.0	249.4	249.4	-55.9	3.0	0.0	3.0	0.0	19.1
WKT-PVS6-3B		835034.6	818080.8	N/A	73.0	249.4	249.4	-55.9	3.0	0.0	3.0	0.0	23.1
WKT-PVS6-4		835029.6	818086.6	N/A	72.0	244.0	244.0	-55.7	3.0	0.0	3.0	0.0	22.3
WKT-VS7-1A		835141.3	818129.6	N/A	77.0	356.7	356.7	-59.0	3.0	0.0	3.0	0.0	0.0 *
WKT-VS7-1B		835142.4	818126.1	N/A	74.0	357.5	357.5	-59.1	3.0	0.0	3.0	0.0	0.0 *
WKT-VS7-2		835149.9	818138.7	N/A	69.0	366.1	366.1	-59.3	3.0	0.0	3.0	0.0	0.0 *
WKT-VS7-3		835149.9	818138.7	N/A	80.0	366.1	366.1	-59.3	3.0	0.0	3.0	0.0	0.0 *
WKT-G-D14VS-03A		835159.6	818130.5	N/A	81.0	375.0	375.0	-59.5	3.0	0.0	3.0	0.0	0.0 *
WKT-G-D14VS-04A		835151.2	818126.7	N/A	78.0	366.3	366.3	-59.3	3.0	0.0	3.0	0.0	0.0 *
WKT-G-G15VS-01A		835024.4	818040.6	N/A	75.0	245.6	245.6	-55.8	3.0	0.0	3.0	0.0	25.2
WKT-G-G15VS-01B		835022.7	818042.6	N/A	76.0	243.5	243.5	-55.7	3.0	0.0	3.0	0.0	26.3
WKT-G-G15VS-01C		835023.1	818044.5	N/A	74.0	243.4	243.4	-55.7	3.0	0.0	3.0	0.0	24.3
WKT-G-G15VS-03A Section 1		835036.3	818043.7	N/A	72.0	256.5	256.5	-56.2	3.0	0.0	3.0	0.0	21.8
WKT-G-G15VS-03A Section 2		835035.0	818045.4	N/A	73.0	254.8	254.8	-56.1	3.0	0.0	3.0	0.0	22.9
S01	Reference is made to the Product Catalogue in Appendix 3.6 for similar diameter Daikin: EWAD-D-SX 210)	834383.8	818162.5	24.6	84.0	407.1	407.1	-60.2	3.0	0.0	3.0	0.0	0.0 *
S02		834387.0	818165.4	24.6	84.0	404.4	404.4	-60.1	3.0	0.0	3.0	0.0	0.0 *
S03		834389.8	818168.7	24.6	84.0	402.2	402.2	-60.1	3.0	0.0	3.0	0.0	0.0 *
							ASR	**B**	**Noise standard:**		**65**	**Overall**	**57**

Note:
* - If the horizontal distance from NSR to noise source is over 300m, the correted noise level will be omitted in the calculation.
# - For a conservative approach, if the mPD level of fixed noise source is higher than the mPD level of NSRs, the slant dustance will be equal to the horizontal distance. Furthermore, if the information of the mPD is not aviliable (N/A), the slant dustance will be equal to the horizontal distance too.

Predicted Noise Level for Fixed Noise Impact Assessment - Base Case Scenario
Night Time
F401 NSR Coordinate: x = 834785.9 y = ###### z = 25.0

Source ID	Description	Fixed Noise Source Coordinate: x	y	z	SWL, dB(A)	Horizontal distance from source to NSR	Slant distance from source to NSR (m) #	Distance Corr.	Façade Corr.	Barrier Corr.	Tonality Corr.	Impulsive Corr.	CNL, dB(A)
N3	Reference is made to the "ER" presented in Appendix 3.1	834534.1	818215.8	13.5	93.0	277.5	277.7	-56.9	3.0	0.0	3.0	0.0	42.1
N4		834639.0	818214.2	13.0	88.0	186.6	186.9	-53.4	3.0	0.0	3.0	0.0	40.6
N5		834699.3	818217.7	17.3	89.0	146.8	147.0	-51.3	3.0	0.0	3.0	0.0	43.7
N6		834745.1	818216.0	12.0	85.0	123.7	124.4	-49.9	3.0	0.0	3.0	0.0	41.1
N7		834888.6	818321.0	7.8	0.0	244.4	245.0	-55.8	3.0	0.0	3.0	0.0	0.0
N8		834888.8	818354.9	10.3	0.0	275.6	276.0	-56.8	3.0	0.0	3.0	0.0	0.0
N9		834889.7	818400.0	10.3	0.0	318.2	318.5	-58.1	3.0	0.0	3.0	0.0	0.0
N10		834890.2	818429.5	8.3	0.0	346.4	346.8	-58.8	3.0	0.0	3.0	0.0	0.0
N11		834892.6	818480.5	10.8	0.0	395.9	396.2	-60.0	3.0	0.0	3.0	0.0	0.0
01D		834489.0	818105.1	15.4	69.0	297.0	297.1	-57.5	3.0	0.0	3.0	0.0	17.5
39D1		834489.0	818105.1	19.7	87.0	297.0	297.0	-57.5	3.0	0.0	3.0	0.0	35.5
39D2		834420.5	818100.3	28.7	87.0	365.4	365.4	-59.3	3.0	0.0	3.0	0.0	0.0 *
40D1		834497.8	817978.8	21.4	87.0	312.2	312.3	-57.9	3.0	0.0	3.0	0.0	0.0 *
40D2		834376.5	818021.1	21.4	87.0	416.8	416.8	-60.4	3.0	0.0	3.0	0.0	0.0 *
42D1		834475.7	818163.8	31.6	80.0	316.9	316.9	-58.0	3.0	0.0	3.0	0.0	0.0 *
42D2		834491.8	818158.0	31.6	80.0	299.9	299.9	-57.5	3.0	0.0	3.0	0.0	28.5
42D3		834474.7	818131.7	31.6	80.0	312.9	312.9	-57.9	3.0	0.0	3.0	0.0	0.0 *
42D4		834468.3	818147.3	31.6	80.0	321.2	321.2	-58.1	3.0	0.0	3.0	0.0	0.0 *
V03	Reference is made to the "Zone 2" presented in Appendix 3.3	835211.3	818109.3	15.4	65.0	425.5	425.6	-60.6	3.0	0.0	3.0	0.0	0.0 *
V04		835213.6	818059.6	15.4	70.0	429.5	429.6	-60.7	3.0	0.0	3.0	0.0	0.0 *
V10		835134.2	818106.8	15.4	75.0	348.4	348.5	-58.8	3.0	0.0	3.0	0.0	0.0 *
V11		835138.1	818054.6	15.4	70.0	355.0	355.1	-59.0	3.0	0.0	3.0	0.0	0.0 *
V14		835117.1	818061.6	15.4	65.0	333.3	333.5	-58.5	3.0	0.0	3.0	0.0	0.0 *
V16		835068.0	818088.1	15.4	69.0	282.3	282.5	-57.0	3.0	0.0	3.0	0.0	18.0
V17		835070.4	818054.2	15.4	66.0	288.0	288.2	-57.2	3.0	0.0	3.0	0.0	14.8
V18		835063.1	818053.7	15.4	70.0	280.9	281.1	-57.0	3.0	0.0	3.0	0.0	19.0
V19		835021.9	818028.9	15.4	70.0	246.2	246.4	-55.8	3.0	0.0	3.0	0.0	20.2
V20		835027.1	818075.3	15.4	72.0	242.4	242.6	-55.7	3.0	0.0	3.0	0.0	22.3
V21		835012.9	818048.3	15.4	72.0	232.6	232.8	-55.3	3.0	0.0	3.0	0.0	22.7
V22		835024.9	818075.5	15.4	72.0	240.2	240.4	-55.6	3.0	0.0	3.0	0.0	22.4
V25		834921.8	818147.3	15.4	78.0	144.2	144.5	-51.2	3.0	0.0	3.0	0.0	32.8
V26		834922.8	818075.5	15.4	80.0	138.9	139.3	-50.9	3.0	0.0	3.0	0.0	35.1
V27		834844.2	818112.2	15.4	75.0	59.7	60.5	-43.6	3.0	0.0	3.0	0.0	37.4
V28		834847.3	818068.5	15.4	84.0	68.6	69.3	-44.8	3.0	0.0	3.0	0.0	45.2
V29		834707.7	818124.3	15.4	72.0	82.1	82.7	-46.3	3.0	-10.0	3.0	0.0	21.7
V30		834688.5	818064.8	15.4	70.0	103.3	103.7	-48.3	3.0	0.0	3.0	0.0	27.7
29D	Reference is made to the "Zone 3" presented in Appendix 3.4	834621.0	818119.5	20.0	76.0	166.1	166.2	-52.4	3.0	-10.0	3.0	0.0	19.6
30D		834626.6	817951.1	9.9	70.0	217.5	218.0	-54.8	3.0	0.0	3.0	0.0	21.2
31D		834628.7	818011.4	18.8	74.0	180.1	180.2	-53.1	3.0	0.0	3.0	0.0	26.9
32D		834546.6	817989.2	50.0	75.0	263.4	263.4	-56.4	3.0	0.0	3.0	0.0	24.6
WKT-VS1-1	Reference is made to the "CTR-XRL" presented in Appendix 3.2	834966.4	818290.5	N/A	67.0	263.0	263.0	-56.4	3.0	0.0	3.0	0.0	16.6
WKT-VS1-2		834995.2	818282.6	N/A	72.0	278.3	278.3	-56.9	3.0	0.0	3.0	0.0	21.1
WKT-VS1-3		834968.6	818303.1	N/A	72.0	273.8	273.8	-56.7	3.0	0.0	3.0	0.0	21.3
WKT-VS1-4		834962.7	818289.6	N/A	75.0	259.8	259.8	-56.3	3.0	0.0	3.0	0.0	24.7
WKT-VS2W-1		834925.1	818464.7	N/A	75.0	391.1	391.1	-59.8	3.0	0.0	3.0	0.0	0.0 *
WKT-VS2W-2A		834927.7	818481.0	N/A	68.0	407.3	407.3	-60.2	3.0	0.0	3.0	0.0	0.0 *
WKT-VS2W-2B		834927.7	818481.0	N/A	70.0	407.3	407.3	-60.2	3.0	0.0	3.0	0.0	0.0 *
WKT-VS2W-2C		834927.7	818481.0	N/A	70.0	407.3	407.3	-60.2	3.0	0.0	3.0	0.0	0.0 *
WKT-VS4-1		835144.1	818375.2	N/A	79.0	452.2	452.2	-61.1	3.0	0.0	3.0	0.0	0.0 *
WKT-VS4-4		835140.2	818372.2	N/A	74.0	447.3	447.3	-61.0	3.0	0.0	3.0	0.0	0.0 *
WKT-VS5-1		835158.2	818310.4	N/A	70.0	428.0	428.0	-60.6	3.0	0.0	3.0	0.0	0.0 *
WKT-VS5-2		835153.7	818303.7	N/A	92.0	420.8	420.8	-60.5	3.0	0.0	3.0	0.0	0.0 *
WKT-VS5-4		835157.7	818274.6	N/A	79.0	411.1	411.1	-60.3	3.0	0.0	3.0	0.0	0.0 *
WKT-VS6-1		835034.8	818104.1	N/A	77.0	248.9	248.9	-55.9	3.0	0.0	3.0	0.0	27.1
WKT-VS6-2A		835040.5	818108.4	N/A	60.0	254.8	254.8	-56.1	3.0	0.0	3.0	0.0	9.9
WKT-VS6-2B		835040.5	818108.4	N/A	62.0	254.8	254.8	-56.1	3.0	0.0	3.0	0.0	11.9
WKT-VS6-3A		835034.4	818112.5	N/A	62.0	248.9	248.9	-55.9	3.0	0.0	3.0	0.0	12.1
WKT-VS6-3B		835034.4	818112.5	N/A	66.0	248.9	248.9	-55.9	3.0	0.0	3.0	0.0	16.1
WKT-VS6-4		835034.4	818112.5	N/A	75.0	248.9	248.9	-55.9	3.0	0.0	3.0	0.0	25.1
WKT-VS6-5A		835034.4	818112.5	N/A	76.0	248.9	248.9	-55.9	3.0	0.0	3.0	0.0	26.1
WKT-VS6-5B		835034.4	818112.5	N/A	76.0	248.9	248.9	-55.9	3.0	0.0	3.0	0.0	26.1
WKT-VS6-6A		835034.4	818112.5	N/A	65.0	248.9	248.9	-55.9	3.0	0.0	3.0	0.0	15.1
WKT-VS6-6B		835034.4	818112.5	N/A	70.0	248.9	248.9	-55.9	3.0	0.0	3.0	0.0	20.1
WKT-VS6-7A		835028.5	818107.9	N/A	69.0	242.8	242.8	-55.7	3.0	0.0	3.0	0.0	19.3
WKT-VS6-7B		835028.5	818107.9	N/A	63.0	242.8	242.8	-55.7	3.0	0.0	3.0	0.0	13.3
WKT-PVS6-1		835036.6	818083.8	N/A	63.0	251.2	251.2	-56.0	3.0	0.0	3.0	0.0	13.0
WKT-PVS6-2		835034.6	818080.8	N/A	68.0	249.4	249.4	-55.9	3.0	0.0	3.0	0.0	18.1
WKT-PVS6-3A		835034.6	818080.8	N/A	69.0	249.4	249.4	-55.9	3.0	0.0	3.0	0.0	19.1
WKT-PVS6-3B		835034.6	818080.8	N/A	73.0	249.4	249.4	-55.9	3.0	0.0	3.0	0.0	23.1
WKT-PVS6-4		835029.6	818086.6	N/A	72.0	244.0	244.0	-55.7	3.0	0.0	3.0	0.0	22.3
WKT-VS7-1A		835141.3	818129.6	N/A	77.0	356.7	356.7	-59.0	3.0	0.0	3.0	0.0	0.0 *
WKT-VS7-1B		835142.4	818126.1	N/A	74.0	357.5	357.5	-59.1	3.0	0.0	3.0	0.0	0.0 *
WKT-VS7-2		835149.9	818138.7	N/A	69.0	366.1	366.1	-59.3	3.0	0.0	3.0	0.0	0.0 *
WKT-VS7-3		835149.9	818138.7	N/A	80.0	366.1	366.1	-59.3	3.0	0.0	3.0	0.0	0.0 *
WKT-G-D14VS-03A		835159.6	818130.5	N/A	81.0	375.0	375.0	-59.5	3.0	0.0	3.0	0.0	0.0 *
WKT-G-D14VS-04A		835151.2	818126.7	N/A	78.0	366.3	366.3	-59.3	3.0	0.0	3.0	0.0	0.0 *
WKT-G-G15VS-01A		835024.4	818040.6	N/A	75.0	245.6	245.6	-55.8	3.0	0.0	3.0	0.0	25.2
WKT-G-G15VS-01B		835022.7	818042.6	N/A	76.0	243.5	243.5	-55.7	3.0	0.0	3.0	0.0	26.3
WKT-G-G15VS-01C		835023.1	818044.5	N/A	74.0	243.4	243.4	-55.7	3.0	0.0	3.0	0.0	24.3
WKT-G-G15VS-03A Section 1		835036.3	818043.7	N/A	72.0	256.5	256.5	-56.2	3.0	0.0	3.0	0.0	21.8
WKT-G-G15VS-03A Section 2		835035.0	818045.4	N/A	73.0	254.8	254.8	-56.1	3.0	0.0	3.0	0.0	22.9
S01	Reference is made to the Product Catalogue in Appendix 3.6 for similar diameter Daikin: EWAD-D-SX 210)	834383.8	818162.5	24.6	84.0	407.1	407.1	-60.2	3.0	0.0	3.0	0.0	0.0 *
S02		834387.0	818165.4	24.6	84.0	404.4	404.4	-60.1	3.0	0.0	3.0	0.0	0.0 *
S03		834389.8	818168.7	24.6	84.0	402.2	402.2	-60.1	3.0	0.0	3.0	0.0	0.0 *
							ASR	**B**	**Noise standard:**		**55**	**Overall**	**51**

Note:
* - If the horizontal distance from NSR to noise source is over 300m, the correted noise level will be omitted in the calculation.
# - For a conservative approach, if the mPD level of fixed noise source is higher than the mPD level of NSRs, the slant dustance will be equal to the horizontal distance. Furthermore, if the information of the mPD is not aviliable (N/A), the slant dustance will be equal to the horizontal distance too.

Predicted Noise Level for Fixed Noise Impact Assessment - Base Case Scenario
Day/Evening Time
F501 NSR Coordinate: x = 834806.8 y = ###### z = 25.0

Source ID	Description	Fixed Noise Source Coordinate: x	y	z	SWL, dB(A)	Horizontal distance from source to NSR	Slant distance from source to NSR (m) #	Distance Corr.	Façade Corr.	Barrier Corr.	Tonality Corr.	Impulsive Corr.	CNL, dB(A)
N3	Reference is made to the "ER" presented in Appendix 3.1	834534.1	818215.8	13.5	95.0	279.5	279.7	-56.9	3.0	0.0	3.0	0.0	44.1
N4		834639.0	818214.2	13.0	93.0	178.1	178.5	-53.0	3.0	0.0	3.0	0.0	46.0
N5		834699.3	818217.7	17.3	93.0	124.7	124.9	-49.9	3.0	0.0	3.0	0.0	49.1
N6		834745.1	818216.0	12.0	88.0	87.1	88.1	-46.9	3.0	0.0	3.0	0.0	47.1
N7		834888.6	818321.0	7.8	92.0	185.5	186.3	-53.4	3.0	0.0	3.0	0.0	44.6
N8		834888.8	818354.9	10.3	96.0	216.5	217.0	-54.7	3.0	0.0	3.0	0.0	47.3
N9		834889.7	818400.0	10.3	95.0	259.1	259.5	-56.3	3.0	0.0	3.0	0.0	44.7
N10		834890.2	818429.5	8.3	95.0	287.4	287.9	-57.2	3.0	0.0	3.0	0.0	43.8
N11		834892.6	818480.5	10.8	107.0	337.1	337.4	-58.6	3.0	0.0	3.0	0.0	0.0 *
01D		834489.0	818105.1	15.4	85.0	321.6	321.8	-58.2	3.0	0.0	3.0	0.0	0.0 *
39D1		834489.0	818105.1	19.7	98.0	321.6	321.7	-58.1	3.0	0.0	3.0	0.0	0.0 *
39D2		834420.5	818100.3	28.7	98.0	390.1	390.1	-59.8	3.0	0.0	3.0	0.0	0.0 *
40D1		834497.8	817978.8	21.4	98.0	355.5	355.5	-59.0	3.0	0.0	3.0	0.0	0.0 *
40D2		834376.5	818021.1	21.4	98.0	450.5	450.5	-61.1	3.0	0.0	3.0	0.0	0.0 *
42D1		834475.7	818163.8	31.6	98.0	331.2	331.2	-58.4	3.0	0.0	3.0	0.0	0.0 *
42D2		834491.8	818158.0	31.6	98.0	315.0	315.0	-58.0	3.0	0.0	3.0	0.0	0.0 *
42D3		834474.7	818131.7	31.6	98.0	332.9	332.9	-58.4	3.0	0.0	3.0	0.0	0.0 *
42D4		834468.3	818147.3	31.6	98.0	338.6	338.6	-58.6	3.0	0.0	3.0	0.0	0.0 *
V03	Reference is made to the "Zone 2" presented in Appendix 3.3	835211.3	818109.3	15.4	87.0	407.0	407.1	-60.2	3.0	0.0	3.0	0.0	0.0 *
V04		835213.6	818059.6	15.4	80.0	417.7	417.8	-60.4	3.0	0.0	3.0	0.0	0.0 *
V10		835134.2	818106.8	15.4	85.0	330.9	331.0	-58.4	3.0	0.0	3.0	0.0	0.0 *
V11		835138.1	818054.6	15.4	80.0	346.0	346.2	-58.8	3.0	0.0	3.0	0.0	0.0 *
V14		835117.1	818061.6	15.4	78.0	323.9	324.1	-58.2	3.0	0.0	3.0	0.0	0.0 *
V16		835068.0	818088.1	15.4	85.0	269.5	269.7	-56.6	3.0	0.0	3.0	0.0	34.4
V17		835070.4	818054.2	15.4	77.0	282.0	282.2	-57.0	3.0	0.0	3.0	0.0	26.0
V18		835063.1	818053.7	15.4	79.0	275.4	275.6	-56.8	3.0	0.0	3.0	0.0	28.2
V19		835021.9	818028.9	15.4	79.0	249.1	249.3	-55.9	3.0	0.0	3.0	0.0	29.1
V20		835027.1	818075.3	15.4	85.0	234.1	234.3	-55.4	3.0	0.0	3.0	0.0	35.6
V21		835012.9	818048.3	15.4	83.0	231.9	232.1	-55.3	3.0	0.0	3.0	0.0	33.7
V22		835024.9	818075.5	15.4	85.0	232.0	232.2	-55.3	3.0	0.0	3.0	0.0	35.7
V25		834921.8	818147.3	15.4	87.0	115.2	115.6	-49.3	3.0	0.0	3.0	0.0	43.7
V26		834922.8	818075.5	15.4	87.0	140.3	140.7	-51.0	3.0	0.0	3.0	0.0	42.0
V27		834844.2	818112.2	15.4	86.0	56.5	57.3	-43.2	3.0	0.0	3.0	0.0	48.8
V28		834847.3	818068.5	15.4	86.0	95.1	95.5	-47.6	3.0	0.0	3.0	0.0	44.4
V29		834707.7	818124.3	15.4	87.0	103.6	104.0	-48.3	3.0	-10.0	3.0	0.0	34.7
V30		834688.5	818064.8	15.4	87.0	148.5	148.8	-51.5	3.0	0.0	3.0	0.0	41.5
29D	Reference is made to the "Zone 3" presented in Appendix 3.4	834621.0	818119.5	20.0	87.0	189.1	189.1	-53.5	3.0	-10.0	3.0	0.0	29.5
30D		834626.6	817951.1	9.9	84.0	271.7	272.2	-56.7	3.0	0.0	3.0	0.0	33.3
31D		834628.7	818011.4	18.8	86.0	228.5	228.6	-55.2	3.0	0.0	3.0	0.0	36.8
32D		834546.6	817989.2	50.0	85.0	308.3	308.3	-57.8	3.0	0.0	3.0	0.0	0.0 *
WKT-VS1-1	Reference is made to the "CTR-XRL" presented in Appendix 3.2	834966.4	818290.5	N/A	67.0	209.7	209.7	-54.4	3.0	0.0	3.0	0.0	18.6
WKT-VS1-2		834995.2	818282.6	N/A	72.0	227.8	227.8	-55.2	3.0	0.0	3.0	0.0	22.8
WKT-VS1-3		834968.6	818303.1	N/A	72.0	219.7	219.7	-54.8	3.0	0.0	3.0	0.0	23.2
WKT-VS1-4		834962.7	818289.6	N/A	75.0	206.3	206.3	-54.3	3.0	0.0	3.0	0.0	26.7
WKT-VS2W-1		834925.1	818464.7	N/A	75.0	332.0	332.0	-58.4	3.0	0.0	3.0	0.0	0.0 *
WKT-VS2W-2A		834927.7	818481.0	N/A	68.0	348.2	348.2	-58.8	3.0	0.0	3.0	0.0	0.0 *
WKT-VS2W-2B		834927.7	818481.0	N/A	70.0	348.2	348.2	-58.8	3.0	0.0	3.0	0.0	0.0 *
WKT-VS2W-2C		834927.7	818481.0	N/A	70.0	348.2	348.2	-58.8	3.0	0.0	3.0	0.0	0.0 *
WKT-VS4-1		835144.1	818375.2	N/A	79.0	403.1	403.1	-60.1	3.0	0.0	3.0	0.0	0.0 *
WKT-VS4-4		835140.2	818372.2	N/A	74.0	398.2	398.2	-60.0	3.0	0.0	3.0	0.0	0.0 *
WKT-VS5-1		835158.2	818310.4	N/A	70.0	384.4	384.4	-59.7	3.0	0.0	3.0	0.0	0.0 *
WKT-VS5-2		835153.7	818303.7	N/A	92.0	377.6	377.6	-59.5	3.0	0.0	3.0	0.0	0.0 *
WKT-VS5-4		835157.7	818274.6	N/A	79.0	370.9	370.9	-59.4	3.0	0.0	3.0	0.0	0.0 *
WKT-VS6-1		835034.8	818104.1	N/A	77.0	233.5	233.5	-55.4	3.0	0.0	3.0	0.0	27.6
WKT-VS6-2A		835040.5	818108.4	N/A	60.0	238.2	238.2	-55.5	3.0	0.0	3.0	0.0	10.5
WKT-VS6-2B		835040.5	818108.4	N/A	62.0	238.2	238.2	-55.5	3.0	0.0	3.0	0.0	12.5
WKT-VS6-3A		835034.4	818112.5	N/A	62.0	231.4	231.4	-55.3	3.0	0.0	3.0	0.0	12.7
WKT-VS6-3B		835034.4	818112.5	N/A	66.0	231.4	231.4	-55.3	3.0	0.0	3.0	0.0	16.7
WKT-VS6-4		835034.4	818112.5	N/A	75.0	231.4	231.4	-55.3	3.0	0.0	3.0	0.0	25.7
WKT-VS6-5A		835034.4	818112.5	N/A	76.0	231.4	231.4	-55.3	3.0	0.0	3.0	0.0	26.7
WKT-VS6-5B		835034.4	818112.5	N/A	76.0	231.4	231.4	-55.3	3.0	0.0	3.0	0.0	26.7
WKT-VS6-6A		835034.4	818112.5	N/A	65.0	231.4	231.4	-55.3	3.0	0.0	3.0	0.0	15.7
WKT-VS6-6B		835034.4	818112.5	N/A	70.0	231.4	231.4	-55.3	3.0	0.0	3.0	0.0	20.7
WKT-VS6-7A		835028.5	818107.9	N/A	69.0	226.5	226.5	-55.1	3.0	0.0	3.0	0.0	19.9
WKT-VS6-7B		835028.5	818107.9	N/A	63.0	226.5	226.5	-55.1	3.0	0.0	3.0	0.0	13.9
WKT-PVS6-1		835036.6	818083.8	N/A	63.0	240.4	240.4	-55.6	3.0	0.0	3.0	0.0	13.4
WKT-PVS6-2		835034.6	818080.8	N/A	68.0	239.4	239.4	-55.6	3.0	0.0	3.0	0.0	18.4
WKT-PVS6-3A		835034.6	818080.8	N/A	69.0	239.4	239.4	-55.6	3.0	0.0	3.0	0.0	19.4
WKT-PVS6-3B		835034.6	818080.8	N/A	73.0	239.4	239.4	-55.6	3.0	0.0	3.0	0.0	23.4
WKT-PVS6-4		835029.6	818086.6	N/A	72.0	232.9	232.9	-55.3	3.0	0.0	3.0	0.0	22.7
WKT-VS7-1A		835141.3	818129.6	N/A	77.0	335.4	335.4	-58.5	3.0	0.0	3.0	0.0	0.0 *
WKT-VS7-1B		835142.4	818126.1	N/A	74.0	336.8	336.8	-58.5	3.0	0.0	3.0	0.0	0.0 *
WKT-VS7-2		835149.9	818138.7	N/A	69.0	343.5	343.5	-58.7	3.0	0.0	3.0	0.0	0.0 *
WKT-VS7-3		835149.9	818138.7	N/A	80.0	343.5	343.5	-58.7	3.0	0.0	3.0	0.0	0.0 *
WKT-G-D14VS-03A		835159.6	818130.5	N/A	81.0	353.6	353.6	-59.0	3.0	0.0	3.0	0.0	0.0 *
WKT-G-D14VS-04A		835151.2	818126.7	N/A	78.0	345.5	345.5	-58.8	3.0	0.0	3.0	0.0	0.0 *
WKT-G-G15VS-01A		835024.4	818040.6	N/A	75.0	245.6	245.6	-55.8	3.0	0.0	3.0	0.0	25.2
WKT-G-G15VS-01B		835022.7	818042.6	N/A	76.0	243.2	243.2	-55.7	3.0	0.0	3.0	0.0	26.3
WKT-G-G15VS-01C		835023.1	818044.5	N/A	74.0	242.7	242.7	-55.7	3.0	0.0	3.0	0.0	24.3
WKT-G-G15VS-03A Section 1		835036.3	818043.7	N/A	72.0	254.8	254.8	-56.1	3.0	0.0	3.0	0.0	21.9
WKT-G-G15VS-03A Section 2		835035.0	818045.4	N/A	73.0	252.9	252.9	-56.1	3.0	0.0	3.0	0.0	22.9
S01	Reference is made to the Product Catalogue in Appendix 3.6 for similar diameter Daikin: EWAD-D-SX 210)	834383.8	818162.5	24.6	84.0	423.1	423.1	-60.5	3.0	0.0	3.0	0.0	0.0 *
S02		834387.0	818165.4	24.6	84.0	419.9	419.9	-60.5	3.0	0.0	3.0	0.0	0.0 *
S03		834389.8	818168.7	24.6	84.0	417.2	417.2	-60.4	3.0	0.0	3.0	0.0	0.0 *
							ASR	**B**	**Noise standard:**		**65**	**Overall**	**57**

Note:
* - If the horizontal distance from NSR to noise source is over 300m, the correted noise level will be omitted in the calculation.
# - For a conservative approach, if the mPD level of fixed noise source is higher than the mPD level of NSRs, the slant dustance will be equal to the horizontal distance. Furthermore, if the information of the mPD is not aviliable (N/A), the slant dustance will be equal to the horizontal distance too.

Predicted Noise Level for Fixed Noise Impact Assessment - Base Case Scenario
Night Time
F501 NSR Coordinate: x = 834806.8 y = ###### z = 25.0

Source ID	Description	Fixed Noise Source Coordinate: x	y	z	SWL, dB(A)	Horizontal distance from source to NSR	Slant distance from source to NSR (m) #	Distance Corr.	Façade Corr.	Barrier Corr.	Tonality Corr.	Impulsive Corr.	CNL, dB(A)
N3	Reference is made to the "ER" presented in Appendix 3.1	834534.1	818215.8	13.5	93.0	279.5	279.7	-56.9	3.0	0.0	3.0	0.0	42.1
N4		834639.0	818214.2	13.0	88.0	178.1	178.5	-53.0	3.0	0.0	3.0	0.0	41.0
N5		834699.3	818217.7	17.3	89.0	124.7	124.9	-49.9	3.0	0.0	3.0	0.0	45.1
N6		834745.1	818216.0	12.0	85.0	87.1	88.1	-46.9	3.0	0.0	3.0	0.0	44.1
N7		834888.6	818321.0	7.8	0.0	185.5	186.3	-53.4	3.0	0.0	3.0	0.0	0.0
N8		834888.8	818354.9	10.3	0.0	216.5	217.0	-54.7	3.0	0.0	3.0	0.0	0.0
N9		834889.7	818400.0	10.3	0.0	259.1	259.5	-56.3	3.0	0.0	3.0	0.0	0.0
N10		834890.2	818429.5	8.3	0.0	287.4	287.9	-57.2	3.0	0.0	3.0	0.0	0.0
N11		834892.6	818480.5	10.8	0.0	337.1	337.4	-58.6	3.0	0.0	3.0	0.0	0.0
01D		834489.0	818105.1	15.4	69.0	321.6	321.8	-58.2	3.0	0.0	3.0	0.0	0.0 *
39D1		834489.0	818105.1	19.7	87.0	321.6	321.7	-58.1	3.0	0.0	3.0	0.0	0.0 *
39D2		834420.5	818100.3	28.7	87.0	390.1	390.1	-59.8	3.0	0.0	3.0	0.0	0.0 *
40D1		834497.8	817978.8	21.4	87.0	355.5	355.5	-59.0	3.0	0.0	3.0	0.0	0.0 *
40D2		834376.5	818021.1	21.4	87.0	450.5	450.5	-61.1	3.0	0.0	3.0	0.0	0.0 *
42D1		834475.7	818163.8	31.6	80.0	331.2	331.2	-58.4	3.0	0.0	3.0	0.0	0.0 *
42D2		834491.8	818158.0	31.6	80.0	315.0	315.0	-58.0	3.0	0.0	3.0	0.0	0.0 *
42D3		834474.7	818131.7	31.6	80.0	332.9	332.9	-58.4	3.0	0.0	3.0	0.0	0.0 *
42D4		834468.3	818147.3	31.6	80.0	338.6	338.6	-58.6	3.0	0.0	3.0	0.0	0.0 *
V03	Reference is made to the "Zone 2" presented in Appendix 3.3	835211.3	818109.3	15.4	65.0	407.0	407.1	-60.2	3.0	0.0	3.0	0.0	0.0 *
V04		835213.6	818059.6	15.4	70.0	417.7	417.8	-60.4	3.0	0.0	3.0	0.0	0.0 *
V10		835134.2	818106.8	15.4	75.0	330.9	331.0	-58.4	3.0	0.0	3.0	0.0	0.0 *
V11		835138.1	818054.6	15.4	70.0	346.0	346.2	-58.8	3.0	0.0	3.0	0.0	0.0 *
V14		835117.1	818061.6	15.4	65.0	323.9	324.1	-58.2	3.0	0.0	3.0	0.0	0.0 *
V16		835068.0	818088.1	15.4	69.0	269.5	269.7	-56.6	3.0	0.0	3.0	0.0	18.4
V17		835070.4	818054.2	15.4	66.0	282.0	282.2	-57.0	3.0	0.0	3.0	0.0	15.0
V18		835063.1	818053.7	15.4	70.0	275.4	275.6	-56.8	3.0	0.0	3.0	0.0	19.2
V19		835021.9	818028.9	15.4	70.0	249.1	249.3	-55.9	3.0	0.0	3.0	0.0	20.1
V20		835027.1	818075.3	15.4	72.0	234.1	234.3	-55.4	3.0	0.0	3.0	0.0	22.6
V21		835012.9	818048.3	15.4	72.0	231.9	232.1	-55.3	3.0	0.0	3.0	0.0	22.7
V22		835024.9	818075.5	15.4	72.0	232.0	232.2	-55.3	3.0	0.0	3.0	0.0	22.7
V25		834921.8	818147.3	15.4	78.0	115.2	115.6	-49.3	3.0	0.0	3.0	0.0	34.7
V26		834922.8	818075.5	15.4	80.0	140.3	140.7	-51.0	3.0	0.0	3.0	0.0	35.0
V27		834844.2	818112.2	15.4	75.0	56.5	57.3	-43.2	3.0	0.0	3.0	0.0	37.8
V28		834847.3	818068.5	15.4	84.0	95.1	95.5	-47.6	3.0	0.0	3.0	0.0	42.4
V29		834707.7	818124.3	15.4	72.0	103.6	104.0	-48.3	3.0	-10.0	3.0	0.0	19.7
V30		834688.5	818064.8	15.4	70.0	148.5	148.8	-51.5	3.0	0.0	3.0	0.0	24.5
29D	Reference is made to the "Zone 3" presented in Appendix 3.4	834621.0	818119.5	20.0	76.0	189.1	189.1	-53.5	3.0	-10.0	3.0	0.0	18.5
30D		834626.6	817951.1	9.9	70.0	271.7	272.2	-56.7	3.0	0.0	3.0	0.0	19.3
31D		834628.7	818011.4	18.8	74.0	228.5	228.6	-55.2	3.0	0.0	3.0	0.0	24.8
32D		834546.6	817989.2	50.0	75.0	308.3	308.3	-57.8	3.0	0.0	3.0	0.0	0.0 *
WKT-VS1-1	Reference is made to the "CTR-XRL" presented in Appendix 3.2	834966.4	818290.5	N/A	67.0	209.7	209.7	-54.4	3.0	0.0	3.0	0.0	18.6
WKT-VS1-2		834995.2	818282.6	N/A	72.0	227.8	227.8	-55.2	3.0	0.0	3.0	0.0	22.8
WKT-VS1-3		834968.6	818303.1	N/A	72.0	219.7	219.7	-54.8	3.0	0.0	3.0	0.0	23.2
WKT-VS1-4		834962.7	818289.6	N/A	75.0	206.3	206.3	-54.3	3.0	0.0	3.0	0.0	26.7
WKT-VS2W-1		834925.1	818464.7	N/A	75.0	332.0	332.0	-58.4	3.0	0.0	3.0	0.0	0.0 *
WKT-VS2W-2A		834927.7	818481.0	N/A	68.0	348.2	348.2	-58.8	3.0	0.0	3.0	0.0	0.0 *
WKT-VS2W-2B		834927.7	818481.0	N/A	70.0	348.2	348.2	-58.8	3.0	0.0	3.0	0.0	0.0 *
WKT-VS2W-2C		834927.7	818481.0	N/A	70.0	348.2	348.2	-58.8	3.0	0.0	3.0	0.0	0.0 *
WKT-VS4-1		835144.1	818375.2	N/A	79.0	403.1	403.1	-60.1	3.0	0.0	3.0	0.0	0.0 *
WKT-VS4-4		835140.2	818372.2	N/A	74.0	398.2	398.2	-60.0	3.0	0.0	3.0	0.0	0.0 *
WKT-VS5-1		835158.2	818310.4	N/A	70.0	384.4	384.4	-59.7	3.0	0.0	3.0	0.0	0.0 *
WKT-VS5-2		835153.7	818303.7	N/A	92.0	377.6	377.6	-59.5	3.0	0.0	3.0	0.0	0.0 *
WKT-VS5-4		835157.7	818274.6	N/A	79.0	370.9	370.9	-59.4	3.0	0.0	3.0	0.0	0.0 *
WKT-VS6-1		835034.8	818104.1	N/A	77.0	233.5	233.5	-55.4	3.0	0.0	3.0	0.0	27.6
WKT-VS6-2A		835040.5	818108.4	N/A	60.0	238.2	238.2	-55.5	3.0	0.0	3.0	0.0	10.5
WKT-VS6-2B		835040.5	818108.4	N/A	62.0	238.2	238.2	-55.5	3.0	0.0	3.0	0.0	12.5
WKT-VS6-3A		835034.4	818112.5	N/A	62.0	231.4	231.4	-55.3	3.0	0.0	3.0	0.0	12.7
WKT-VS6-3B		835034.4	818112.5	N/A	66.0	231.4	231.4	-55.3	3.0	0.0	3.0	0.0	16.7
WKT-VS6-4		835034.4	818112.5	N/A	75.0	231.4	231.4	-55.3	3.0	0.0	3.0	0.0	25.7
WKT-VS6-5A		835034.4	818112.5	N/A	76.0	231.4	231.4	-55.3	3.0	0.0	3.0	0.0	26.7
WKT-VS6-5B		835034.4	818112.5	N/A	76.0	231.4	231.4	-55.3	3.0	0.0	3.0	0.0	26.7
WKT-VS6-6A		835034.4	818112.5	N/A	65.0	231.4	231.4	-55.3	3.0	0.0	3.0	0.0	15.7
WKT-VS6-6B		835034.4	818112.5	N/A	70.0	231.4	231.4	-55.3	3.0	0.0	3.0	0.0	20.7
WKT-VS6-7A		835028.5	818107.9	N/A	69.0	226.5	226.5	-55.1	3.0	0.0	3.0	0.0	19.9
WKT-VS6-7B		835028.5	818107.9	N/A	63.0	226.5	226.5	-55.1	3.0	0.0	3.0	0.0	13.9
WKT-PVS6-1		835036.6	818083.8	N/A	63.0	240.4	240.4	-55.6	3.0	0.0	3.0	0.0	13.4
WKT-PVS6-2		835034.6	818080.8	N/A	68.0	239.4	239.4	-55.6	3.0	0.0	3.0	0.0	18.4
WKT-PVS6-3A		835034.6	818080.8	N/A	69.0	239.4	239.4	-55.6	3.0	0.0	3.0	0.0	19.4
WKT-PVS6-3B		835034.6	818080.8	N/A	73.0	239.4	239.4	-55.6	3.0	0.0	3.0	0.0	23.4
WKT-PVS6-4		835029.6	818086.6	N/A	72.0	232.9	232.9	-55.3	3.0	0.0	3.0	0.0	22.7
WKT-VS7-1A		835141.3	818129.6	N/A	77.0	335.4	335.4	-58.5	3.0	0.0	3.0	0.0	0.0 *
WKT-VS7-1B		835142.4	818126.1	N/A	74.0	336.8	336.8	-58.5	3.0	0.0	3.0	0.0	0.0 *
WKT-VS7-2		835149.9	818138.7	N/A	69.0	343.5	343.5	-58.7	3.0	0.0	3.0	0.0	0.0 *
WKT-VS7-3		835149.9	818138.7	N/A	80.0	343.5	343.5	-58.7	3.0	0.0	3.0	0.0	0.0 *
WKT-G-D14VS-03A		835159.6	818130.5	N/A	81.0	353.6	353.6	-59.0	3.0	0.0	3.0	0.0	0.0 *
WKT-G-D14VS-04A		835151.2	818126.7	N/A	78.0	345.5	345.5	-58.8	3.0	0.0	3.0	0.0	0.0 *
WKT-G-G15VS-01A		835024.4	818040.6	N/A	75.0	245.6	245.6	-55.8	3.0	0.0	3.0	0.0	25.2
WKT-G-G15VS-01B		835022.7	818042.6	N/A	76.0	243.2	243.2	-55.7	3.0	0.0	3.0	0.0	26.3
WKT-G-G15VS-01C		835023.1	818044.5	N/A	74.0	242.7	242.7	-55.7	3.0	0.0	3.0	0.0	24.3
WKT-G-G15VS-03A Section 1		835036.3	818043.7	N/A	72.0	254.8	254.8	-56.1	3.0	0.0	3.0	0.0	21.9
WKT-G-G15VS-03A Section 2		835035.0	818045.4	N/A	73.0	252.9	252.9	-56.1	3.0	0.0	3.0	0.0	22.9
S01	Reference is made to the Product Catalogue in Appendix 3.6 for similar diameter Daikin: EWAD-D-SX 210)	834383.8	818162.5	24.6	84.0	423.1	423.1	-60.5	3.0	0.0	3.0	0.0	0.0 *
S02		834387.0	818165.4	24.6	84.0	419.9	419.9	-60.5	3.0	0.0	3.0	0.0	0.0 *
S03		834389.8	818168.7	24.6	84.0	417.2	417.2	-60.4	3.0	0.0	3.0	0.0	0.0 *
							ASR	**B**	**Noise standard:**		**55**	**Overall**	**51**

Note:
* - If the horizontal distance from NSR to noise source is over 300m, the correted noise level will be omitted in the calculation.
# - For a conservative approach, if the mPD level of fixed noise source is higher than the mPD level of NSRs, the slant dustance will be equal to the horizontal distance. Furthermore, if the information of the mPD is not aviliable (N/A), the slant dustance will be equal to the horizontal distance too.

Predicted Noise Level for Fixed Noise Impact Assessment - Base Case Scenario
Day/Evening Time
F502

NSR Coordinate: x = 834844.1 y = ###### z = 25.0

Source ID	Description	Fixed Noise Source Coordinate: x	y	z	SWL, dB(A)	Horizontal distance from source to NSR	Slant distance from source to NSR (m) #	Distance Corr.	Façade Corr.	Barrier Corr.	Tonality Corr.	Impulsive Corr.	CNL, dB(A)
N3	Reference is made to the "ER" presented in Appendix 3.1	834534.1	818215.8	13.5	95.0	323.7	323.9	-58.2	3.0	0.0	3.0	0.0	0.0 *
N4		834639.0	818214.2	13.0	93.0	224.6	224.9	-55.0	3.0	0.0	3.0	0.0	44.0
N5		834699.3	818217.7	17.3	93.0	173.2	173.4	-52.8	3.0	0.0	3.0	0.0	46.2
N6		834745.1	818216.0	12.0	88.0	136.1	136.7	-50.7	3.0	0.0	3.0	0.0	43.3
N7		834888.6	818321.0	7.8	92.0	203.3	204.1	-54.2	3.0	0.0	3.0	0.0	43.8
N8		834888.8	818354.9	10.3	96.0	236.6	237.0	-55.5	3.0	0.0	3.0	0.0	46.5
N9		834889.7	818400.0	10.3	95.0	281.1	281.5	-57.0	3.0	0.0	3.0	0.0	44.0
N10		834890.2	818429.5	8.3	95.0	310.3	310.8	-57.8	3.0	0.0	3.0	0.0	0.0 *
N11		834892.6	818480.5	10.8	107.0	361.2	361.5	-59.2	3.0	0.0	3.0	0.0	0.0 *
01D		834489.0	818105.1	15.4	85.0	355.5	355.7	-59.0	3.0	0.0	3.0	0.0	0.0 *
39D1		834489.0	818105.1	19.7	98.0	355.5	355.6	-59.0	3.0	0.0	3.0	0.0	0.0 *
39D2		834420.5	818100.3	28.7	98.0	424.2	424.2	-60.6	3.0	0.0	3.0	0.0	0.0 *
40D1		834497.8	817978.8	21.4	98.0	375.0	375.0	-59.5	3.0	0.0	3.0	0.0	0.0 *
40D2		834376.5	818021.1	21.4	98.0	478.5	478.5	-61.6	3.0	0.0	3.0	0.0	0.0 *
42D1		834475.7	818163.8	31.6	98.0	370.7	370.7	-59.4	3.0	0.0	3.0	0.0	0.0 *
42D2		834491.8	818158.0	31.6	98.0	354.1	354.1	-59.0	3.0	0.0	3.0	0.0	0.0 *
42D3		834474.7	818131.7	31.6	98.0	369.5	369.5	-59.4	3.0	0.0	3.0	0.0	0.0 *
42D4		834468.3	818147.3	31.6	98.0	376.6	376.6	-59.5	3.0	0.0	3.0	0.0	0.0 *
V03	Reference is made to the "Zone 2" presented in Appendix 3.3	835211.3	818109.3	15.4	87.0	367.4	367.6	-59.3	3.0	0.0	3.0	0.0	0.0 *
V04		835213.6	818059.6	15.4	80.0	374.8	375.0	-59.5	3.0	0.0	3.0	0.0	0.0 *
V10		835134.2	818106.8	15.4	85.0	290.5	290.7	-57.3	3.0	0.0	3.0	0.0	33.7
V11		835138.1	818054.6	15.4	80.0	301.8	301.9	-57.6	3.0	0.0	3.0	0.0	0.0 *
V14		835117.1	818061.6	15.4	78.0	279.7	279.9	-56.9	3.0	0.0	3.0	0.0	27.1
V16		835068.0	818088.1	15.4	85.0	226.5	226.7	-55.1	3.0	0.0	3.0	0.0	35.9
V17		835070.4	818054.2	15.4	77.0	236.4	236.6	-55.5	3.0	0.0	3.0	0.0	27.5
V18		835063.1	818053.7	15.4	79.0	229.6	229.8	-55.2	3.0	0.0	3.0	0.0	29.8
V19		835021.9	818028.9	15.4	79.0	201.0	201.2	-54.1	3.0	0.0	3.0	0.0	30.9
V20		835027.1	818075.3	15.4	85.0	189.0	189.3	-53.5	3.0	0.0	3.0	0.0	37.5
V21		835012.9	818048.3	15.4	83.0	184.4	184.7	-53.3	3.0	0.0	3.0	0.0	35.7
V22		835024.9	818075.5	15.4	85.0	186.8	187.1	-53.4	3.0	0.0	3.0	0.0	37.6
V25		834921.8	818147.3	15.4	87.0	81.5	82.1	-46.3	3.0	0.0	3.0	0.0	46.7
V26		834922.8	818075.5	15.4	87.0	91.7	92.2	-47.3	3.0	0.0	3.0	0.0	45.7
V27		834844.2	818112.2	15.4	86.0	10.4	14.2	-31.0	3.0	0.0	3.0	0.0	61.0
V28		834847.3	818068.5	15.4	86.0	54.2	55.0	-42.8	3.0	0.0	3.0	0.0	49.2
V29		834707.7	818124.3	15.4	87.0	136.4	136.7	-50.7	3.0	-10.0	3.0	0.0	32.3
V30		834688.5	818064.8	15.4	87.0	166.0	166.3	-52.4	3.0	0.0	3.0	0.0	40.6
29D	Reference is made to the "Zone 3" presented in Appendix 3.4	834621.0	818119.5	20.0	87.0	223.1	223.2	-55.0	3.0	-10.0	3.0	0.0	28.0
30D		834626.6	817951.1	9.9	84.0	277.0	277.4	-56.9	3.0	0.0	3.0	0.0	33.1
31D		834628.7	818011.4	18.8	86.0	242.4	242.5	-55.7	3.0	0.0	3.0	0.0	36.3
32D		834546.6	817989.2	50.0	85.0	326.0	326.0	-58.3	3.0	0.0	3.0	0.0	0.0 *
WKT-VS1-1	Reference is made to the "CTR-XRL" presented in Appendix 3.2	834966.4	818290.5	N/A	67.0	207.7	207.7	-54.3	3.0	0.0	3.0	0.0	18.7
WKT-VS1-2		834995.2	818282.6	N/A	72.0	220.1	220.1	-54.9	3.0	0.0	3.0	0.0	23.1
WKT-VS1-3		834968.6	818303.1	N/A	72.0	219.3	219.3	-54.8	3.0	0.0	3.0	0.0	23.2
WKT-VS1-4		834962.7	818289.6	N/A	75.0	204.8	204.8	-54.2	3.0	0.0	3.0	0.0	26.8
WKT-VS2W-1		834925.1	818464.7	N/A	75.0	351.6	351.6	-58.9	3.0	0.0	3.0	0.0	0.0 *
WKT-VS2W-2A		834927.7	818481.0	N/A	68.0	368.0	368.0	-59.3	3.0	0.0	3.0	0.0	0.0 *
WKT-VS2W-2B		834927.7	818481.0	N/A	70.0	368.0	368.0	-59.3	3.0	0.0	3.0	0.0	0.0 *
WKT-VS2W-2C		834927.7	818481.0	N/A	70.0	368.0	368.0	-59.3	3.0	0.0	3.0	0.0	0.0 *
WKT-VS4-1		835144.1	818375.2	N/A	79.0	392.2	392.2	-59.9	3.0	0.0	3.0	0.0	0.0 *
WKT-VS4-4		835140.2	818372.2	N/A	74.0	387.3	387.3	-59.8	3.0	0.0	3.0	0.0	0.0 *
WKT-VS5-1		835158.2	818310.4	N/A	70.0	366.0	366.0	-59.3	3.0	0.0	3.0	0.0	0.0 *
WKT-VS5-2		835153.7	818303.7	N/A	92.0	358.7	358.7	-59.1	3.0	0.0	3.0	0.0	0.0 *
WKT-VS5-4		835157.7	818274.6	N/A	79.0	348.5	348.5	-58.8	3.0	0.0	3.0	0.0	0.0 *
WKT-VS6-1		835034.8	818104.1	N/A	77.0	191.6	191.6	-53.6	3.0	0.0	3.0	0.0	29.4
WKT-VS6-2A		835040.5	818108.4	N/A	60.0	196.9	196.9	-53.9	3.0	0.0	3.0	0.0	12.1
WKT-VS6-2B		835040.5	818108.4	N/A	62.0	196.9	196.9	-53.9	3.0	0.0	3.0	0.0	14.1
WKT-VS6-3A		835034.4	818112.5	N/A	62.0	190.6	190.6	-53.6	3.0	0.0	3.0	0.0	14.4
WKT-VS6-3B		835034.4	818112.5	N/A	66.0	190.6	190.6	-53.6	3.0	0.0	3.0	0.0	18.4
WKT-VS6-4		835034.4	818112.5	N/A	75.0	190.6	190.6	-53.6	3.0	0.0	3.0	0.0	27.4
WKT-VS6-5A		835034.4	818112.5	N/A	76.0	190.6	190.6	-53.6	3.0	0.0	3.0	0.0	28.4
WKT-VS6-5B		835034.4	818112.5	N/A	76.0	190.6	190.6	-53.6	3.0	0.0	3.0	0.0	28.4
WKT-VS6-6A		835034.4	818112.5	N/A	65.0	190.6	190.6	-53.6	3.0	0.0	3.0	0.0	17.4
WKT-VS6-6B		835034.4	818112.5	N/A	70.0	190.6	190.6	-53.6	3.0	0.0	3.0	0.0	22.4
WKT-VS6-7A		835028.5	818107.9	N/A	69.0	185.0	185.0	-53.3	3.0	0.0	3.0	0.0	21.7
WKT-VS6-7B		835028.5	818107.9	N/A	63.0	185.0	185.0	-53.3	3.0	0.0	3.0	0.0	15.7
WKT-PVS6-1		835036.6	818083.8	N/A	63.0	196.4	196.4	-53.9	3.0	0.0	3.0	0.0	15.1
WKT-PVS6-2		835034.6	818080.8	N/A	68.0	195.0	195.0	-53.8	3.0	0.0	3.0	0.0	20.2
WKT-PVS6-3A		835034.6	818080.8	N/A	69.0	195.0	195.0	-53.8	3.0	0.0	3.0	0.0	21.2
WKT-PVS6-3B		835034.6	818080.8	N/A	73.0	195.0	195.0	-53.8	3.0	0.0	3.0	0.0	25.2
WKT-PVS6-4		835029.6	818086.6	N/A	72.0	189.0	189.0	-53.5	3.0	0.0	3.0	0.0	24.5
WKT-VS7-1A		835141.3	818129.6	N/A	77.0	297.3	297.3	-57.5	3.0	0.0	3.0	0.0	25.5
WKT-VS7-1B		835142.4	818126.1	N/A	74.0	298.3	298.3	-57.5	3.0	0.0	3.0	0.0	22.5
WKT-VS7-2		835149.9	818138.7	N/A	69.0	306.2	306.2	-57.7	3.0	0.0	3.0	0.0	0.0 *
WKT-VS7-3		835149.9	818138.7	N/A	80.0	306.2	306.2	-57.7	3.0	0.0	3.0	0.0	0.0 *
WKT-G-D14VS-03A		835159.6	818130.5	N/A	81.0	315.6	315.6	-58.0	3.0	0.0	3.0	0.0	0.0 *
WKT-G-D14VS-04A		835151.2	818126.7	N/A	78.0	307.1	307.1	-57.7	3.0	0.0	3.0	0.0	0.0 *
WKT-G-G15VS-01A		835024.4	818040.6	N/A	75.0	198.1	198.1	-53.9	3.0	0.0	3.0	0.0	27.1
WKT-G-G15VS-01B		835022.7	818042.6	N/A	76.0	195.7	195.7	-53.8	3.0	0.0	3.0	0.0	28.2
WKT-G-G15VS-01C		835023.1	818044.5	N/A	74.0	195.3	195.3	-53.8	3.0	0.0	3.0	0.0	26.2
WKT-G-G15VS-03A Section 1		835036.3	818043.7	N/A	72.0	207.8	207.8	-54.4	3.0	0.0	3.0	0.0	23.6
WKT-G-G15VS-03A Section 2		835035.0	818045.4	N/A	73.0	205.9	205.9	-54.3	3.0	0.0	3.0	0.0	24.7
S01	Reference is made to the Product Catalogue in Appendix 3.6 for similar diameter Daikin: EWAD-D-SX 210)	834383.8	818162.5	24.6	84.0	462.0	462.0	-61.3	3.0	0.0	3.0	0.0	0.0 *
S02		834387.0	818165.4	24.6	84.0	459.1	459.1	-61.2	3.0	0.0	3.0	0.0	0.0 *
S03		834389.8	818168.7	24.6	84.0	456.6	456.6	-61.2	3.0	0.0	3.0	0.0	0.0 *
							ASR	**B**	**Noise standard:**		**65**	**Overall**	**62**

Note:
* - If the horizontal distance from NSR to noise source is over 300m, the correted noise level will be omitted in the calculation.
# - For a conservative approach, if the mPD level of fixed noise source is higher than the mPD level of NSRs, the slant dustance will be equal to the horizontal distance. Furthermore, if the information of the mPD is not aviliable (N/A), the slant dustance will be equal to the horizontal distance too.

Predicted Noise Level for Fixed Noise Impact Assessment - Base Case Scenario
Night Time
F502

NSR Coordinate: x = 834844.1 y = ###### z = 25.0

Source ID	Description	Fixed Noise Source Coordinate: x	y	z	SWL, dB(A)	Horizontal distance from source to NSR	Slant distance from source to NSR (m) #	Distance Corr.	Façade Corr.	Barrier Corr.	Tonality Corr.	Impulsive Corr.	CNL, dB(A)
N3	Reference is made to the "ER" presented in Appendix 3.1	834534.1	818215.8	13.5	93.0	323.7	323.9	-58.2	3.0	0.0	3.0	0.0	0.0 *
N4		834639.0	818214.2	13.0	88.0	224.6	224.9	-55.0	3.0	0.0	3.0	0.0	39.0
N5		834699.3	818217.7	17.3	89.0	173.2	173.4	-52.8	3.0	0.0	3.0	0.0	42.2
N6		834745.1	818216.0	12.0	85.0	136.1	136.7	-50.7	3.0	0.0	3.0	0.0	40.3
N7		834888.6	818321.0	7.8	0.0	203.3	204.1	-54.2	3.0	0.0	3.0	0.0	0.0
N8		834888.8	818354.9	10.3	0.0	236.6	237.0	-55.5	3.0	0.0	3.0	0.0	0.0
N9		834889.7	818400.0	10.3	0.0	281.1	281.5	-57.0	3.0	0.0	3.0	0.0	0.0
N10		834890.2	818429.5	8.3	0.0	310.3	310.8	-57.8	3.0	0.0	3.0	0.0	0.0
N11		834892.6	818480.5	10.8	0.0	361.2	361.5	-59.2	3.0	0.0	3.0	0.0	0.0
01D		834489.0	818105.1	15.4	69.0	355.5	355.7	-59.0	3.0	0.0	3.0	0.0	0.0 *
39D1		834489.0	818105.1	19.7	87.0	355.5	355.6	-59.0	3.0	0.0	3.0	0.0	0.0 *
39D2		834420.5	818100.3	28.7	87.0	424.2	424.2	-60.6	3.0	0.0	3.0	0.0	0.0 *
40D1		834497.8	817978.8	21.4	87.0	375.0	375.0	-59.5	3.0	0.0	3.0	0.0	0.0 *
40D2		834376.5	818021.1	21.4	87.0	478.5	478.5	-61.6	3.0	0.0	3.0	0.0	0.0 *
42D1		834475.7	818163.8	31.6	80.0	370.7	370.7	-59.4	3.0	0.0	3.0	0.0	0.0 *
42D2		834491.8	818158.0	31.6	80.0	354.1	354.1	-59.0	3.0	0.0	3.0	0.0	0.0 *
42D3		834474.7	818131.7	31.6	80.0	369.5	369.5	-59.4	3.0	0.0	3.0	0.0	0.0 *
42D4		834468.3	818147.3	31.6	80.0	376.6	376.6	-59.5	3.0	0.0	3.0	0.0	0.0 *
V03	Reference is made to the "Zone 2" presented in Appendix 3.3	835211.3	818109.3	15.4	65.0	367.4	367.6	-59.3	3.0	0.0	3.0	0.0	0.0 *
V04		835213.6	818059.6	15.4	70.0	374.8	375.0	-59.5	3.0	0.0	3.0	0.0	0.0 *
V10		835134.2	818106.8	15.4	75.0	290.5	290.7	-57.3	3.0	0.0	3.0	0.0	23.7
V11		835138.1	818054.6	15.4	70.0	301.8	301.9	-57.6	3.0	0.0	3.0	0.0	0.0 *
V14		835117.1	818061.6	15.4	65.0	279.7	279.9	-56.9	3.0	0.0	3.0	0.0	14.1
V16		835068.0	818088.1	15.4	69.0	226.5	226.7	-55.1	3.0	0.0	3.0	0.0	19.9
V17		835070.4	818054.2	15.4	66.0	236.4	236.6	-55.5	3.0	0.0	3.0	0.0	16.5
V18		835063.1	818053.7	15.4	70.0	229.6	229.8	-55.2	3.0	0.0	3.0	0.0	20.8
V19		835021.9	818028.9	15.4	70.0	201.0	201.2	-54.1	3.0	0.0	3.0	0.0	21.9
V20		835027.1	818075.3	15.4	72.0	189.0	189.3	-53.5	3.0	0.0	3.0	0.0	24.5
V21		835012.9	818048.3	15.4	72.0	184.4	184.7	-53.3	3.0	0.0	3.0	0.0	24.7
V22		835024.9	818075.5	15.4	72.0	186.8	187.1	-53.4	3.0	0.0	3.0	0.0	24.6
V25		834921.8	818147.3	15.4	78.0	81.5	82.1	-46.3	3.0	0.0	3.0	0.0	37.7
V26		834922.8	818075.5	15.4	80.0	91.7	92.2	-47.3	3.0	0.0	3.0	0.0	38.7
V27		834844.2	818112.2	15.4	75.0	10.4	14.2	-31.0	3.0	0.0	3.0	0.0	50.0
V28		834847.3	818068.5	15.4	84.0	54.2	55.0	-42.8	3.0	0.0	3.0	0.0	47.2
V29		834707.7	818124.3	15.4	72.0	136.4	136.7	-50.7	3.0	-10.0	3.0	0.0	17.3
V30		834688.5	818064.8	15.4	70.0	166.0	166.3	-52.4	3.0	0.0	3.0	0.0	23.6
29D	Reference is made to the "Zone 3" presented in Appendix 3.4	834621.0	818119.5	20.0	76.0	223.1	223.2	-55.0	3.0	-10.0	3.0	0.0	17.0
30D		834626.6	817951.1	9.9	70.0	277.0	277.4	-56.9	3.0	0.0	3.0	0.0	19.1
31D		834628.7	818011.4	18.8	74.0	242.4	242.5	-55.7	3.0	0.0	3.0	0.0	24.3
32D		834546.6	817989.2	50.0	75.0	326.0	326.0	-58.3	3.0	0.0	3.0	0.0	0.0 *
WKT-VS1-1	Reference is made to the "CTR-XRL" presented in Appendix 3.2	834966.4	818290.5	N/A	67.0	207.7	207.7	-54.3	3.0	0.0	3.0	0.0	18.7
WKT-VS1-2		834995.2	818282.6	N/A	72.0	220.1	220.1	-54.9	3.0	0.0	3.0	0.0	23.1
WKT-VS1-3		834968.6	818303.1	N/A	72.0	219.3	219.3	-54.8	3.0	0.0	3.0	0.0	23.2
WKT-VS1-4		834962.7	818289.6	N/A	75.0	204.8	204.8	-54.2	3.0	0.0	3.0	0.0	26.8
WKT-VS2W-1		834925.1	818464.7	N/A	75.0	351.6	351.6	-58.9	3.0	0.0	3.0	0.0	0.0 *
WKT-VS2W-2A		834927.7	818481.0	N/A	68.0	368.0	368.0	-59.3	3.0	0.0	3.0	0.0	0.0 *
WKT-VS2W-2B		834927.7	818481.0	N/A	70.0	368.0	368.0	-59.3	3.0	0.0	3.0	0.0	0.0 *
WKT-VS2W-2C		834927.7	818481.0	N/A	70.0	368.0	368.0	-59.3	3.0	0.0	3.0	0.0	0.0 *
WKT-VS4-1		835144.1	818375.2	N/A	79.0	392.2	392.2	-59.9	3.0	0.0	3.0	0.0	0.0 *
WKT-VS4-4		835140.2	818372.2	N/A	74.0	387.3	387.3	-59.8	3.0	0.0	3.0	0.0	0.0 *
WKT-VS5-1		835158.2	818310.4	N/A	70.0	366.0	366.0	-59.3	3.0	0.0	3.0	0.0	0.0 *
WKT-VS5-2		835153.7	818303.7	N/A	92.0	358.7	358.7	-59.1	3.0	0.0	3.0	0.0	0.0 *
WKT-VS5-4		835157.7	818274.6	N/A	79.0	348.5	348.5	-58.8	3.0	0.0	3.0	0.0	0.0 *
WKT-VS6-1		835034.8	818104.1	N/A	77.0	191.6	191.6	-53.6	3.0	0.0	3.0	0.0	29.4
WKT-VS6-2A		835040.5	818108.4	N/A	60.0	196.9	196.9	-53.9	3.0	0.0	3.0	0.0	12.1
WKT-VS6-2B		835040.5	818108.4	N/A	62.0	196.9	196.9	-53.9	3.0	0.0	3.0	0.0	14.1
WKT-VS6-3A		835034.4	818112.5	N/A	62.0	190.6	190.6	-53.6	3.0	0.0	3.0	0.0	14.4
WKT-VS6-3B		835034.4	818112.5	N/A	66.0	190.6	190.6	-53.6	3.0	0.0	3.0	0.0	18.4
WKT-VS6-4		835034.4	818112.5	N/A	75.0	190.6	190.6	-53.6	3.0	0.0	3.0	0.0	27.4
WKT-VS6-5A		835034.4	818112.5	N/A	76.0	190.6	190.6	-53.6	3.0	0.0	3.0	0.0	28.4
WKT-VS6-5B		835034.4	818112.5	N/A	76.0	190.6	190.6	-53.6	3.0	0.0	3.0	0.0	28.4
WKT-VS6-6A		835034.4	818112.5	N/A	65.0	190.6	190.6	-53.6	3.0	0.0	3.0	0.0	17.4
WKT-VS6-6B		835034.4	818112.5	N/A	70.0	190.6	190.6	-53.6	3.0	0.0	3.0	0.0	22.4
WKT-VS6-7A		835028.5	818107.9	N/A	69.0	185.0	185.0	-53.3	3.0	0.0	3.0	0.0	21.7
WKT-VS6-7B		835028.5	818107.9	N/A	63.0	185.0	185.0	-53.3	3.0	0.0	3.0	0.0	15.7
WKT-PVS6-1		835036.6	818083.8	N/A	63.0	196.4	196.4	-53.9	3.0	0.0	3.0	0.0	15.1
WKT-PVS6-2		835034.6	818080.8	N/A	68.0	195.0	195.0	-53.8	3.0	0.0	3.0	0.0	20.2
WKT-PVS6-3A		835034.6	818080.8	N/A	69.0	195.0	195.0	-53.8	3.0	0.0	3.0	0.0	21.2
WKT-PVS6-3B		835034.6	818080.8	N/A	73.0	195.0	195.0	-53.8	3.0	0.0	3.0	0.0	25.2
WKT-PVS6-4		835029.6	818086.6	N/A	72.0	189.0	189.0	-53.5	3.0	0.0	3.0	0.0	24.5
WKT-VS7-1A		835141.3	818129.6	N/A	77.0	297.3	297.3	-57.5	3.0	0.0	3.0	0.0	25.5
WKT-VS7-1B		835142.4	818126.1	N/A	74.0	298.3	298.3	-57.5	3.0	0.0	3.0	0.0	22.5
WKT-VS7-2		835149.9	818138.7	N/A	69.0	306.2	306.2	-57.7	3.0	0.0	3.0	0.0	0.0 *
WKT-VS7-3		835149.9	818138.7	N/A	80.0	306.2	306.2	-57.7	3.0	0.0	3.0	0.0	0.0 *
WKT-G-D14VS-03A		835159.6	818130.5	N/A	81.0	315.6	315.6	-58.0	3.0	0.0	3.0	0.0	0.0 *
WKT-G-D14VS-04A		835151.2	818126.7	N/A	78.0	307.1	307.1	-57.7	3.0	0.0	3.0	0.0	0.0 *
WKT-G-G15VS-01A		835024.4	818040.6	N/A	75.0	198.1	198.1	-53.9	3.0	0.0	3.0	0.0	27.1
WKT-G-G15VS-01B		835022.7	818042.6	N/A	76.0	195.7	195.7	-53.8	3.0	0.0	3.0	0.0	28.2
WKT-G-G15VS-01C		835023.1	818044.5	N/A	74.0	195.3	195.3	-53.8	3.0	0.0	3.0	0.0	26.2
WKT-G-G15VS-03A Section 1		835036.3	818043.7	N/A	72.0	207.8	207.8	-54.4	3.0	0.0	3.0	0.0	23.6
WKT-G-G15VS-03A Section 2		835035.0	818045.4	N/A	73.0	205.9	205.9	-54.3	3.0	0.0	3.0	0.0	24.7
S01	Reference is made to the Product Catalogue in Appendix 3.6 for similar diameter Daikin: EWAD-D-SX 210)	834383.8	818162.5	24.6	84.0	462.0	462.0	-61.3	3.0	0.0	3.0	0.0	0.0 *
S02		834387.0	818165.4	24.6	84.0	459.1	459.1	-61.2	3.0	0.0	3.0	0.0	0.0 *
S03		834389.8	818168.7	24.6	84.0	456.6	456.6	-61.2	3.0	0.0	3.0	0.0	0.0 *
							ASR	**B**	**Noise standard:**		**55**	**Overall**	**53**

Note:
* - If the horizontal distance from NSR to noise source is over 300m, the correted noise level will be omitted in the calculation.
# - For a conservative approach, if the mPD level of fixed noise source is higher than the mPD level of NSRs, the slant dustance will be equal to the horizontal distance. Furthermore, if the information of the mPD is not aviliable (N/A), the slant dustance will be equal to the horizontal distance too.

Predicted Noise Level for Fixed Noise Impact Assessment - Base Case Scenario
Day/Evening Time
F503 NSR Coordinate: x = 834797.9 y = ###### z = 25.0

Source ID	Description	Fixed Noise Source Coordinate: x	y	z	SWL, dB(A)	Horizontal distance from source to NSR	Slant distance from source to NSR (m) #	Distance Corr.	Façade Corr.	Barrier Corr.	Tonality Corr.	Impulsive Corr.	CNL, dB(A)
N3	Reference is made to the "ER" presented in Appendix 3.1	834534.1	818215.8	13.5	95.0	286.9	287.2	-57.2	3.0	0.0	3.0	0.0	43.8
N4		834639.0	818214.2	13.0	93.0	194.0	194.4	-53.8	3.0	0.0	3.0	0.0	45.2
N5		834699.3	818217.7	17.3	93.0	151.3	151.5	-51.6	3.0	0.0	3.0	0.0	47.4
N6		834745.1	818216.0	12.0	88.0	124.8	125.5	-50.0	3.0	0.0	3.0	0.0	44.0
N7		834888.6	818321.0	7.8	92.0	236.2	236.8	-55.5	3.0	0.0	3.0	0.0	42.5
N8		834888.8	818354.9	10.3	96.0	267.9	268.3	-56.6	3.0	0.0	3.0	0.0	45.4
N9		834889.7	818400.0	10.3	95.0	311.0	311.3	-57.9	3.0	0.0	3.0	0.0	0.0 *
N10		834890.2	818429.5	8.3	95.0	339.4	339.8	-58.6	3.0	0.0	3.0	0.0	0.0 *
N11		834892.6	818480.5	10.8	107.0	389.3	389.6	-59.8	3.0	0.0	3.0	0.0	0.0 *
01D		834489.0	818105.1	15.4	85.0	308.9	309.1	-57.8	3.0	0.0	3.0	0.0	0.0 *
39D1		834489.0	818105.1	19.7	98.0	308.9	309.0	-57.8	3.0	0.0	3.0	0.0	0.0 *
39D2		834420.5	818100.3	28.7	98.0	377.4	377.4	-59.5	3.0	0.0	3.0	0.0	0.0 *
40D1		834497.8	817978.8	21.4	98.0	324.7	324.8	-58.2	3.0	0.0	3.0	0.0	0.0 *
40D2		834376.5	818021.1	21.4	98.0	429.3	429.3	-60.7	3.0	0.0	3.0	0.0	0.0 *
42D1		834475.7	818163.8	31.6	98.0	327.9	327.9	-58.3	3.0	0.0	3.0	0.0	0.0 *
42D2		834491.8	818158.0	31.6	98.0	311.0	311.0	-57.9	3.0	0.0	3.0	0.0	0.0 *
42D3		834474.7	818131.7	31.6	98.0	324.5	324.5	-58.2	3.0	0.0	3.0	0.0	0.0 *
42D4		834468.3	818147.3	31.6	98.0	332.6	332.6	-58.4	3.0	0.0	3.0	0.0	0.0 *
V03	Reference is made to the "Zone 2" presented in Appendix 3.3	835211.3	818109.3	15.4	87.0	413.4	413.6	-60.3	3.0	0.0	3.0	0.0	0.0 *
V04		835213.6	818059.6	15.4	80.0	417.9	418.1	-60.4	3.0	0.0	3.0	0.0	0.0 *
V10		835134.2	818106.8	15.4	85.0	336.3	336.5	-58.5	3.0	0.0	3.0	0.0	0.0 *
V11		835138.1	818054.6	15.4	80.0	343.6	343.7	-58.7	3.0	0.0	3.0	0.0	0.0 *
V14		835117.1	818061.6	15.4	78.0	321.9	322.0	-58.2	3.0	0.0	3.0	0.0	0.0 *
V16		835068.0	818088.1	15.4	85.0	270.5	270.7	-56.6	3.0	0.0	3.0	0.0	34.4
V17		835070.4	818054.2	15.4	77.0	276.8	277.0	-56.8	3.0	0.0	3.0	0.0	26.2
V18		835063.1	818053.7	15.4	79.0	269.7	269.9	-56.6	3.0	0.0	3.0	0.0	28.4
V19		835021.9	818028.9	15.4	79.0	235.9	236.1	-55.5	3.0	0.0	3.0	0.0	29.5
V20		835027.1	818075.3	15.4	85.0	230.9	231.1	-55.3	3.0	0.0	3.0	0.0	35.7
V21		835012.9	818048.3	15.4	83.0	221.8	222.0	-54.9	3.0	0.0	3.0	0.0	34.1
V22		835024.9	818075.5	15.4	85.0	228.6	228.8	-55.2	3.0	0.0	3.0	0.0	35.8
V25		834921.8	818147.3	15.4	87.0	131.6	132.0	-50.4	3.0	0.0	3.0	0.0	42.6
V26		834922.8	818075.5	15.4	87.0	127.9	128.2	-50.2	3.0	0.0	3.0	0.0	42.8
V27		834844.2	818112.2	15.4	86.0	47.2	48.2	-41.7	3.0	0.0	3.0	0.0	50.3
V28		834847.3	818068.5	15.4	86.0	60.2	61.0	-43.7	3.0	0.0	3.0	0.0	48.3
V29		834707.7	818124.3	15.4	87.0	92.7	93.2	-47.4	3.0	-10.0	3.0	0.0	35.6
V30		834688.5	818064.8	15.4	87.0	115.8	116.2	-49.3	3.0	0.0	3.0	0.0	43.7
29D	Reference is made to the "Zone 3" presented in Appendix 3.4	834621.0	818119.5	20.0	87.0	177.7	177.7	-53.0	3.0	-10.0	3.0	0.0	30.0
30D		834626.6	817951.1	9.9	84.0	228.9	229.4	-55.2	3.0	0.0	3.0	0.0	34.8
31D		834628.7	818011.4	18.8	86.0	192.4	192.5	-53.7	3.0	0.0	3.0	0.0	38.3
32D		834546.6	817989.2	50.0	85.0	275.8	275.8	-56.8	3.0	0.0	3.0	0.0	34.2
WKT-VS1-1	Reference is made to the "CTR-XRL" presented in Appendix 3.2	834966.4	818290.5	N/A	67.0	252.2	252.2	-56.0	3.0	0.0	3.0	0.0	17.0
WKT-VS1-2		834995.2	818282.6	N/A	72.0	266.9	266.9	-56.5	3.0	0.0	3.0	0.0	21.5
WKT-VS1-3		834968.6	818303.1	N/A	72.0	263.1	263.1	-56.4	3.0	0.0	3.0	0.0	21.6
WKT-VS1-4		834962.7	818289.6	N/A	75.0	249.0	249.0	-55.9	3.0	0.0	3.0	0.0	25.1
WKT-VS2W-1		834925.1	818464.7	N/A	75.0	383.5	383.5	-59.7	3.0	0.0	3.0	0.0	0.0 *
WKT-VS2W-2A		834927.7	818481.0	N/A	68.0	399.8	399.8	-60.0	3.0	0.0	3.0	0.0	0.0 *
WKT-VS2W-2B		834927.7	818481.0	N/A	70.0	399.8	399.8	-60.0	3.0	0.0	3.0	0.0	0.0 *
WKT-VS2W-2C		834927.7	818481.0	N/A	70.0	399.8	399.8	-60.0	3.0	0.0	3.0	0.0	0.0 *
WKT-VS4-1		835144.1	818375.2	N/A	79.0	440.5	440.5	-60.9	3.0	0.0	3.0	0.0	0.0 *
WKT-VS4-4		835140.2	818372.2	N/A	74.0	435.5	435.5	-60.8	3.0	0.0	3.0	0.0	0.0 *
WKT-VS5-1		835158.2	818310.4	N/A	70.0	415.8	415.8	-60.4	3.0	0.0	3.0	0.0	0.0 *
WKT-VS5-2		835153.7	818303.7	N/A	92.0	408.6	408.6	-60.2	3.0	0.0	3.0	0.0	0.0 *
WKT-VS5-4		835157.7	818274.6	N/A	79.0	398.7	398.7	-60.0	3.0	0.0	3.0	0.0	0.0 *
WKT-VS6-1		835034.8	818104.1	N/A	77.0	236.9	236.9	-55.5	3.0	0.0	3.0	0.0	27.5
WKT-VS6-2A		835040.5	818108.4	N/A	60.0	242.7	242.7	-55.7	3.0	0.0	3.0	0.0	10.3
WKT-VS6-2B		835040.5	818108.4	N/A	62.0	242.7	242.7	-55.7	3.0	0.0	3.0	0.0	12.3
WKT-VS6-3A		835034.4	818112.5	N/A	62.0	236.7	236.7	-55.5	3.0	0.0	3.0	0.0	12.5
WKT-VS6-3B		835034.4	818112.5	N/A	66.0	236.7	236.7	-55.5	3.0	0.0	3.0	0.0	16.5
WKT-VS6-4		835034.4	818112.5	N/A	75.0	236.7	236.7	-55.5	3.0	0.0	3.0	0.0	25.5
WKT-VS6-5A		835034.4	818112.5	N/A	76.0	236.7	236.7	-55.5	3.0	0.0	3.0	0.0	26.5
WKT-VS6-5B		835034.4	818112.5	N/A	76.0	236.7	236.7	-55.5	3.0	0.0	3.0	0.0	26.5
WKT-VS6-6A		835034.4	818112.5	N/A	65.0	236.7	236.7	-55.5	3.0	0.0	3.0	0.0	15.5
WKT-VS6-6B		835034.4	818112.5	N/A	70.0	236.7	236.7	-55.5	3.0	0.0	3.0	0.0	20.5
WKT-VS6-7A		835028.5	818107.9	N/A	69.0	230.7	230.7	-55.3	3.0	0.0	3.0	0.0	19.7
WKT-VS6-7B		835028.5	818107.9	N/A	63.0	230.7	230.7	-55.3	3.0	0.0	3.0	0.0	13.7
WKT-PVS6-1		835036.6	818083.8	N/A	63.0	239.5	239.5	-55.6	3.0	0.0	3.0	0.0	13.4
WKT-PVS6-2		835034.6	818080.8	N/A	68.0	237.7	237.7	-55.5	3.0	0.0	3.0	0.0	18.5
WKT-PVS6-3A		835034.6	818080.8	N/A	69.0	237.7	237.7	-55.5	3.0	0.0	3.0	0.0	19.5
WKT-PVS6-3B		835034.6	818080.8	N/A	73.0	237.7	237.7	-55.5	3.0	0.0	3.0	0.0	23.5
WKT-PVS6-4		835029.6	818086.6	N/A	72.0	232.3	232.3	-55.3	3.0	0.0	3.0	0.0	22.7
WKT-VS7-1A		835141.3	818129.6	N/A	77.0	344.4	344.4	-58.7	3.0	0.0	3.0	0.0	0.0 *
WKT-VS7-1B		835142.4	818126.1	N/A	74.0	345.3	345.3	-58.8	3.0	0.0	3.0	0.0	0.0 *
WKT-VS7-2		835149.9	818138.7	N/A	69.0	353.8	353.8	-59.0	3.0	0.0	3.0	0.0	0.0 *
WKT-VS7-3		835149.9	818138.7	N/A	80.0	353.8	353.8	-59.0	3.0	0.0	3.0	0.0	0.0 *
WKT-G-D14VS-03A		835159.6	818130.5	N/A	81.0	362.8	362.8	-59.2	3.0	0.0	3.0	0.0	0.0 *
WKT-G-D14VS-04A		835151.2	818126.7	N/A	78.0	354.1	354.1	-59.0	3.0	0.0	3.0	0.0	0.0 *
WKT-G-G15VS-01A		835024.4	818040.6	N/A	75.0	234.9	234.9	-55.4	3.0	0.0	3.0	0.0	25.6
WKT-G-G15VS-01B		835022.7	818042.6	N/A	76.0	232.7	232.7	-55.3	3.0	0.0	3.0	0.0	26.7
WKT-G-G15VS-01C		835023.1	818044.5	N/A	74.0	232.6	232.6	-55.3	3.0	0.0	3.0	0.0	24.7
WKT-G-G15VS-03A Section 1		835036.3	818043.7	N/A	72.0	245.6	245.6	-55.8	3.0	0.0	3.0	0.0	22.2
WKT-G-G15VS-03A Section 2		835035.0	818045.4	N/A	73.0	244.0	244.0	-55.7	3.0	0.0	3.0	0.0	23.3
S01	Reference is made to the Product Catalogue in Appendix 3.6 for similar diameter Daikin: EWAD-D-SX 210)	834383.8	818162.5	24.6	84.0	418.4	418.4	-60.4	3.0	0.0	3.0	0.0	0.0 *
S02		834387.0	818165.4	24.6	84.0	415.6	415.6	-60.4	3.0	0.0	3.0	0.0	0.0 *
S03		834389.8	818168.7	24.6	84.0	413.4	413.4	-60.3	3.0	0.0	3.0	0.0	0.0 *
							ASR	**B**	**Noise standard:**		**65**	**Overall**	**57**

Note:
* - If the horizontal distance from NSR to noise source is over 300m, the correted noise level will be omitted in the calculation.
# - For a conservative approach, if the mPD level of fixed noise source is higher than the mPD level of NSRs, the slant dustance will be equal to the horizontal distance. Furthermore, if the information of the mPD is not aviliable (N/A), the slant dustance will be equal to the horizontal distance too.

Predicted Noise Level for Fixed Noise Impact Assessment - Base Case Scenario
Night Time
F503

NSR Coordinate: x = 834797.9 y = ###### z = 25.0

Source ID	Description	Fixed Noise Source Coordinate: x	y	z	SWL, dB(A)	Horizontal distance from source to NSR	Slant distance from source to NSR (m) #	Distance Corr.	Façade Corr.	Barrier Corr.	Tonality Corr.	Impulsive Corr.	CNL, dB(A)
N3	Reference is made to the "ER" presented in Appendix 3.1	834534.1	818215.8	13.5	93.0	286.9	287.2	-57.2	3.0	0.0	3.0	0.0	41.8
N4		834639.0	818214.2	13.0	88.0	194.0	194.4	-53.8	3.0	0.0	3.0	0.0	40.2
N5		834699.3	818217.7	17.3	89.0	151.3	151.5	-51.6	3.0	0.0	3.0	0.0	43.4
N6		834745.1	818216.0	12.0	85.0	124.8	125.5	-50.0	3.0	0.0	3.0	0.0	41.0
N7		834888.6	818321.0	7.8	0.0	236.2	236.8	-55.5	3.0	0.0	3.0	0.0	0.0
N8		834888.8	818354.9	10.3	0.0	267.9	268.3	-56.6	3.0	0.0	3.0	0.0	0.0
N9		834889.7	818400.0	10.3	0.0	311.0	311.3	-57.9	3.0	0.0	3.0	0.0	0.0
N10		834890.2	818429.5	8.3	0.0	339.4	339.8	-58.6	3.0	0.0	3.0	0.0	0.0
N11		834892.6	818480.5	10.8	0.0	389.3	389.6	-59.8	3.0	0.0	3.0	0.0	0.0
01D		834489.0	818105.1	15.4	69.0	308.9	309.1	-57.8	3.0	0.0	3.0	0.0	0.0 *
39D1		834489.0	818105.1	19.7	87.0	308.9	309.0	-57.8	3.0	0.0	3.0	0.0	0.0 *
39D2		834420.5	818100.3	28.7	87.0	377.4	377.4	-59.5	3.0	0.0	3.0	0.0	0.0 *
40D1		834497.8	817978.8	21.4	87.0	324.7	324.8	-58.2	3.0	0.0	3.0	0.0	0.0 *
40D2		834376.5	818021.1	21.4	87.0	429.3	429.3	-60.7	3.0	0.0	3.0	0.0	0.0 *
42D1		834475.7	818163.8	31.6	80.0	327.9	327.9	-58.3	3.0	0.0	3.0	0.0	0.0 *
42D2		834491.8	818158.0	31.6	80.0	311.0	311.0	-57.9	3.0	0.0	3.0	0.0	0.0 *
42D3		834474.7	818131.7	31.6	80.0	324.5	324.5	-58.2	3.0	0.0	3.0	0.0	0.0 *
42D4		834468.3	818147.3	31.6	80.0	332.6	332.6	-58.4	3.0	0.0	3.0	0.0	0.0 *
V03	Reference is made to the "Zone 2" presented in Appendix 3.3	835211.3	818109.3	15.4	65.0	413.4	413.6	-60.3	3.0	0.0	3.0	0.0	0.0 *
V04		835213.6	818059.6	15.4	70.0	417.9	418.1	-60.4	3.0	0.0	3.0	0.0	0.0 *
V10		835134.2	818106.8	15.4	75.0	336.3	336.5	-58.5	3.0	0.0	3.0	0.0	0.0 *
V11		835138.1	818054.6	15.4	70.0	343.6	343.7	-58.7	3.0	0.0	3.0	0.0	0.0 *
V14		835117.1	818061.6	15.4	65.0	321.9	322.0	-58.2	3.0	0.0	3.0	0.0	0.0 *
V16		835068.0	818088.1	15.4	69.0	270.5	270.7	-56.6	3.0	0.0	3.0	0.0	18.4
V17		835070.4	818054.2	15.4	66.0	276.8	277.0	-56.8	3.0	0.0	3.0	0.0	15.2
V18		835063.1	818053.7	15.4	70.0	269.7	269.9	-56.6	3.0	0.0	3.0	0.0	19.4
V19		835021.9	818028.9	15.4	70.0	235.9	236.1	-55.5	3.0	0.0	3.0	0.0	20.5
V20		835027.1	818075.3	15.4	72.0	230.9	231.1	-55.3	3.0	0.0	3.0	0.0	22.7
V21		835012.9	818048.3	15.4	72.0	221.8	222.0	-54.9	3.0	0.0	3.0	0.0	23.1
V22		835024.9	818075.5	15.4	72.0	228.6	228.8	-55.2	3.0	0.0	3.0	0.0	22.8
V25		834921.8	818147.3	15.4	78.0	131.6	132.0	-50.4	3.0	0.0	3.0	0.0	33.6
V26		834922.8	818075.5	15.4	80.0	127.9	128.2	-50.2	3.0	0.0	3.0	0.0	35.8
V27		834844.2	818112.2	15.4	75.0	47.2	48.2	-41.7	3.0	0.0	3.0	0.0	39.3
V28		834847.3	818068.5	15.4	84.0	60.2	61.0	-43.7	3.0	0.0	3.0	0.0	46.3
V29		834707.7	818124.3	15.4	72.0	92.7	93.2	-47.4	3.0	-10.0	3.0	0.0	20.6
V30		834688.5	818064.8	15.4	70.0	115.8	116.2	-49.3	3.0	0.0	3.0	0.0	26.7
29D	Reference is made to the "Zone 3" presented in Appendix 3.4	834621.0	818119.5	20.0	76.0	177.7	177.7	-53.0	3.0	-10.0	3.0	0.0	19.0
30D		834626.6	817951.1	9.9	70.0	228.9	229.4	-55.2	3.0	0.0	3.0	0.0	20.8
31D		834628.7	818011.4	18.8	74.0	192.4	192.5	-53.7	3.0	0.0	3.0	0.0	26.3
32D		834546.6	817989.2	50.0	75.0	275.8	275.8	-56.8	3.0	0.0	3.0	0.0	24.2
WKT-VS1-1	Reference is made to the "CTR-XRL" presented in Appendix 3.2	834966.4	818290.5	N/A	67.0	252.2	252.2	-56.0	3.0	0.0	3.0	0.0	17.0
WKT-VS1-2		834995.2	818282.6	N/A	72.0	266.9	266.9	-56.5	3.0	0.0	3.0	0.0	21.5
WKT-VS1-3		834968.6	818303.1	N/A	72.0	263.1	263.1	-56.4	3.0	0.0	3.0	0.0	21.6
WKT-VS1-4		834962.7	818289.6	N/A	75.0	249.0	249.0	-55.9	3.0	0.0	3.0	0.0	25.1
WKT-VS2W-1		834925.1	818464.7	N/A	75.0	383.5	383.5	-59.7	3.0	0.0	3.0	0.0	0.0 *
WKT-VS2W-2A		834927.7	818481.0	N/A	68.0	399.8	399.8	-60.0	3.0	0.0	3.0	0.0	0.0 *
WKT-VS2W-2B		834927.7	818481.0	N/A	70.0	399.8	399.8	-60.0	3.0	0.0	3.0	0.0	0.0 *
WKT-VS2W-2C		834927.7	818481.0	N/A	70.0	399.8	399.8	-60.0	3.0	0.0	3.0	0.0	0.0 *
WKT-VS4-1		835144.1	818375.2	N/A	79.0	440.5	440.5	-60.9	3.0	0.0	3.0	0.0	0.0 *
WKT-VS4-4		835140.2	818372.2	N/A	74.0	435.5	435.5	-60.8	3.0	0.0	3.0	0.0	0.0 *
WKT-VS5-1		835158.2	818310.4	N/A	70.0	415.8	415.8	-60.4	3.0	0.0	3.0	0.0	0.0 *
WKT-VS5-2		835153.7	818303.7	N/A	92.0	408.6	408.6	-60.2	3.0	0.0	3.0	0.0	0.0 *
WKT-VS5-4		835157.7	818274.6	N/A	79.0	398.7	398.7	-60.0	3.0	0.0	3.0	0.0	0.0 *
WKT-VS6-1		835034.8	818104.1	N/A	77.0	236.9	236.9	-55.5	3.0	0.0	3.0	0.0	27.5
WKT-VS6-2A		835040.5	818108.4	N/A	60.0	242.7	242.7	-55.7	3.0	0.0	3.0	0.0	10.3
WKT-VS6-2B		835040.5	818108.4	N/A	62.0	242.7	242.7	-55.7	3.0	0.0	3.0	0.0	12.3
WKT-VS6-3A		835034.4	818112.5	N/A	62.0	236.7	236.7	-55.5	3.0	0.0	3.0	0.0	12.5
WKT-VS6-3B		835034.4	818112.5	N/A	66.0	236.7	236.7	-55.5	3.0	0.0	3.0	0.0	16.5
WKT-VS6-4		835034.4	818112.5	N/A	75.0	236.7	236.7	-55.5	3.0	0.0	3.0	0.0	25.5
WKT-VS6-5A		835034.4	818112.5	N/A	76.0	236.7	236.7	-55.5	3.0	0.0	3.0	0.0	26.5
WKT-VS6-5B		835034.4	818112.5	N/A	76.0	236.7	236.7	-55.5	3.0	0.0	3.0	0.0	26.5
WKT-VS6-6A		835034.4	818112.5	N/A	65.0	236.7	236.7	-55.5	3.0	0.0	3.0	0.0	15.5
WKT-VS6-6B		835034.4	818112.5	N/A	70.0	236.7	236.7	-55.5	3.0	0.0	3.0	0.0	20.5
WKT-VS6-7A		835028.5	818107.9	N/A	69.0	230.7	230.7	-55.3	3.0	0.0	3.0	0.0	19.7
WKT-VS6-7B		835028.5	818107.9	N/A	63.0	230.7	230.7	-55.3	3.0	0.0	3.0	0.0	13.7
WKT-PVS6-1		835036.6	818083.8	N/A	63.0	239.5	239.5	-55.6	3.0	0.0	3.0	0.0	13.4
WKT-PVS6-2		835034.6	818080.8	N/A	68.0	237.7	237.7	-55.5	3.0	0.0	3.0	0.0	18.5
WKT-PVS6-3A		835034.6	818080.8	N/A	69.0	237.7	237.7	-55.5	3.0	0.0	3.0	0.0	19.5
WKT-PVS6-3B		835034.6	818080.8	N/A	73.0	237.7	237.7	-55.5	3.0	0.0	3.0	0.0	23.5
WKT-PVS6-4		835029.6	818086.6	N/A	72.0	232.3	232.3	-55.3	3.0	0.0	3.0	0.0	22.7
WKT-VS7-1A		835141.3	818129.6	N/A	77.0	344.4	344.4	-58.7	3.0	0.0	3.0	0.0	0.0 *
WKT-VS7-1B		835142.4	818126.1	N/A	74.0	345.3	345.3	-58.8	3.0	0.0	3.0	0.0	0.0 *
WKT-VS7-2		835149.9	818138.7	N/A	69.0	353.8	353.8	-59.0	3.0	0.0	3.0	0.0	0.0 *
WKT-VS7-3		835149.9	818138.7	N/A	80.0	353.8	353.8	-59.0	3.0	0.0	3.0	0.0	0.0 *
WKT-G-D14VS-03A		835159.6	818130.5	N/A	81.0	362.8	362.8	-59.2	3.0	0.0	3.0	0.0	0.0 *
WKT-G-D14VS-04A		835151.2	818126.7	N/A	78.0	354.1	354.1	-59.0	3.0	0.0	3.0	0.0	0.0 *
WKT-G-G15VS-01A		835024.4	818040.6	N/A	75.0	234.9	234.9	-55.4	3.0	0.0	3.0	0.0	25.6
WKT-G-G15VS-01B		835022.7	818042.6	N/A	76.0	232.7	232.7	-55.3	3.0	0.0	3.0	0.0	26.7
WKT-G-G15VS-01C		835023.1	818044.5	N/A	74.0	232.6	232.6	-55.3	3.0	0.0	3.0	0.0	24.7
WKT-G-G15VS-03A Section 1		835036.3	818043.7	N/A	72.0	245.6	245.6	-55.8	3.0	0.0	3.0	0.0	22.2
WKT-G-G15VS-03A Section 2		835035.0	818045.4	N/A	73.0	244.0	244.0	-55.7	3.0	0.0	3.0	0.0	23.3
S01	Reference is made to the Product Catalogue in Appendix 3.6 for similar diameter Daikin: EWAD-D-SX 210)	834383.8	818162.5	24.6	84.0	418.4	418.4	-60.4	3.0	0.0	3.0	0.0	0.0 *
S02		834387.0	818165.4	24.6	84.0	415.6	415.6	-60.4	3.0	0.0	3.0	0.0	0.0 *
S03		834389.8	818168.7	24.6	84.0	413.4	413.4	-60.3	3.0	0.0	3.0	0.0	0.0 *
							ASR	**B**	**Noise standard:**		**55**	**Overall**	**51**

Note:
* - If the horizontal distance from NSR to noise source is over 300m, the correted noise level will be omitted in the calculation.
# - For a conservative approach, if the mPD level of fixed noise source is higher than the mPD level of NSRs, the slant dustance will be equal to the horizontal distance. Furthermore, if the information of the mPD is not aviliable (N/A), the slant dustance will be equal to the horizontal distance too.

Predicted Noise Level for Fixed Noise Impact Assessment - Base Case Scenario
Day/Evening Time
F601 NSR Coordinate: x = 834881.4 y = ###### z = 25.0

Source ID	Description	Fixed Noise Source Coordinate: x	y	z	SWL, dB(A)	Horizontal distance from source to NSR	Slant distance from source to NSR (m) #	Distance Corr.	Façade Corr.	Barrier Corr.	Tonality Corr.	Impulsive Corr.	CNL, dB(A)
N3	Reference is made to the "ER" presented in Appendix 3.1	834534.1	818215.8	13.5	95.0	352.1	352.3	-58.9	3.0	0.0	3.0	0.0	0.0 *
N4		834639.0	818214.2	13.0	93.0	248.9	249.2	-55.9	3.0	0.0	3.0	0.0	43.1
N5		834699.3	818217.7	17.3	93.0	191.7	191.9	-53.7	3.0	0.0	3.0	0.0	45.3
N6		834745.1	818216.0	12.0	88.0	148.2	148.8	-51.5	3.0	0.0	3.0	0.0	42.5
N7		834888.6	818321.0	7.8	92.0	163.4	164.3	-52.3	3.0	0.0	3.0	0.0	45.7
N8		834888.8	818354.9	10.3	96.0	197.2	197.8	-53.9	3.0	0.0	3.0	0.0	48.1
N9		834889.7	818400.0	10.3	95.0	242.3	242.8	-55.7	3.0	0.0	3.0	0.0	45.3
N10		834890.2	818429.5	8.3	95.0	271.8	272.4	-56.7	3.0	0.0	3.0	0.0	44.3
N11		834892.6	818480.5	10.8	107.0	322.9	323.2	-58.2	3.0	0.0	3.0	0.0	0.0 *
01D		834489.0	818105.1	15.4	85.0	395.9	396.0	-60.0	3.0	0.0	3.0	0.0	0.0 *
39D1		834489.0	818105.1	19.7	98.0	395.9	396.0	-60.0	3.0	0.0	3.0	0.0	0.0 *
39D2		834420.5	818100.3	28.7	98.0	464.5	464.5	-61.3	3.0	0.0	3.0	0.0	0.0 *
40D1		834497.8	817978.8	21.4	98.0	423.3	423.3	-60.5	3.0	0.0	3.0	0.0	0.0 *
40D2		834376.5	818021.1	21.4	98.0	523.1	523.1	-62.4	3.0	0.0	3.0	0.0	0.0 *
42D1		834475.7	818163.8	31.6	98.0	405.7	405.7	-60.2	3.0	0.0	3.0	0.0	0.0 *
42D2		834491.8	818158.0	31.6	98.0	389.6	389.6	-59.8	3.0	0.0	3.0	0.0	0.0 *
42D3		834474.7	818131.7	31.6	98.0	407.5	407.5	-60.2	3.0	0.0	3.0	0.0	0.0 *
42D4		834468.3	818147.3	31.6	98.0	413.2	413.2	-60.3	3.0	0.0	3.0	0.0	0.0 *
V03	Reference is made to the "Zone 2" presented in Appendix 3.3	835211.3	818109.3	15.4	87.0	333.4	333.6	-58.5	3.0	0.0	3.0	0.0	0.0 *
V04		835213.6	818059.6	15.4	80.0	346.4	346.5	-58.8	3.0	0.0	3.0	0.0	0.0 *
V10		835134.2	818106.8	15.4	85.0	257.9	258.1	-56.2	3.0	0.0	3.0	0.0	34.8
V11		835138.1	818054.6	15.4	80.0	276.7	276.8	-56.8	3.0	0.0	3.0	0.0	29.2
V14		835117.1	818061.6	15.4	78.0	254.6	254.8	-56.1	3.0	0.0	3.0	0.0	27.9
V16		835068.0	818088.1	15.4	85.0	199.2	199.4	-54.0	3.0	0.0	3.0	0.0	37.0
V17		835070.4	818054.2	15.4	77.0	215.5	215.7	-54.7	3.0	0.0	3.0	0.0	28.3
V18		835063.1	818053.7	15.4	79.0	209.4	209.6	-54.4	3.0	0.0	3.0	0.0	30.6
V19		835021.9	818028.9	15.4	79.0	190.7	190.9	-53.6	3.0	0.0	3.0	0.0	31.4
V20		835027.1	818075.3	15.4	85.0	167.4	167.7	-52.5	3.0	0.0	3.0	0.0	38.5
V21		835012.9	818048.3	15.4	83.0	171.1	171.4	-52.7	3.0	0.0	3.0	0.0	36.3
V22		835024.9	818075.5	15.4	85.0	165.4	165.7	-52.4	3.0	0.0	3.0	0.0	38.6
V25		834921.8	818147.3	15.4	87.0	41.7	42.8	-40.6	3.0	0.0	3.0	0.0	52.4
V26		834922.8	818075.5	15.4	87.0	92.1	92.6	-47.3	3.0	0.0	3.0	0.0	45.7
V27		834844.2	818112.2	15.4	86.0	58.8	59.6	-43.5	3.0	0.0	3.0	0.0	48.5
V28		834847.3	818068.5	15.4	86.0	95.6	96.1	-47.7	3.0	0.0	3.0	0.0	44.3
V29		834707.7	818124.3	15.4	87.0	176.9	177.2	-53.0	3.0	-10.0	3.0	0.0	30.0
V30		834688.5	818064.8	15.4	87.0	214.1	214.4	-54.6	3.0	0.0	3.0	0.0	38.4
29D	Reference is made to the "Zone 3" presented in Appendix 3.4	834621.0	818119.5	20.0	87.0	263.2	263.2	-56.4	3.0	-10.0	3.0	0.0	26.6
30D		834626.6	817951.1	9.9	84.0	328.1	328.4	-58.3	3.0	0.0	3.0	0.0	0.0 *
31D		834628.7	818011.4	18.8	86.0	292.0	292.1	-57.3	3.0	0.0	3.0	0.0	34.7
32D		834546.6	817989.2	50.0	85.0	374.9	374.9	-59.5	3.0	0.0	3.0	0.0	0.0 *
WKT-VS1-1	Reference is made to the "CTR-XRL" presented in Appendix 3.2	834966.4	818290.5	N/A	67.0	157.6	157.6	-52.0	3.0	0.0	3.0	0.0	21.0
WKT-VS1-2		834995.2	818282.6	N/A	72.0	168.9	168.9	-52.6	3.0	0.0	3.0	0.0	25.4
WKT-VS1-3		834968.6	818303.1	N/A	72.0	169.5	169.5	-52.6	3.0	0.0	3.0	0.0	25.4
WKT-VS1-4		834962.7	818289.6	N/A	75.0	154.9	154.9	-51.8	3.0	0.0	3.0	0.0	29.2
WKT-VS2W-1		834925.1	818464.7	N/A	75.0	310.0	310.0	-57.8	3.0	0.0	3.0	0.0	0.0 *
WKT-VS2W-2A		834927.7	818481.0	N/A	68.0	326.5	326.5	-58.3	3.0	0.0	3.0	0.0	0.0 *
WKT-VS2W-2B		834927.7	818481.0	N/A	70.0	326.5	326.5	-58.3	3.0	0.0	3.0	0.0	0.0 *
WKT-VS2W-2C		834927.7	818481.0	N/A	70.0	326.5	326.5	-58.3	3.0	0.0	3.0	0.0	0.0 *
WKT-VS4-1		835144.1	818375.2	N/A	79.0	341.0	341.0	-58.7	3.0	0.0	3.0	0.0	0.0 *
WKT-VS4-4		835140.2	818372.2	N/A	74.0	336.1	336.1	-58.5	3.0	0.0	3.0	0.0	0.0 *
WKT-VS5-1		835158.2	818310.4	N/A	70.0	316.1	316.1	-58.0	3.0	0.0	3.0	0.0	0.0 *
WKT-VS5-2		835153.7	818303.7	N/A	92.0	308.9	308.9	-57.8	3.0	0.0	3.0	0.0	0.0 *
WKT-VS5-4		835157.7	818274.6	N/A	79.0	300.0	300.0	-57.5	3.0	0.0	3.0	0.0	27.5
WKT-VS6-1		835034.8	818104.1	N/A	77.0	162.5	162.5	-52.2	3.0	0.0	3.0	0.0	30.8
WKT-VS6-2A		835040.5	818108.4	N/A	60.0	166.6	166.6	-52.4	3.0	0.0	3.0	0.0	13.6
WKT-VS6-2B		835040.5	818108.4	N/A	62.0	166.6	166.6	-52.4	3.0	0.0	3.0	0.0	15.6
WKT-VS6-3A		835034.4	818112.5	N/A	62.0	159.6	159.6	-52.1	3.0	0.0	3.0	0.0	15.9
WKT-VS6-3B		835034.4	818112.5	N/A	66.0	159.6	159.6	-52.1	3.0	0.0	3.0	0.0	19.9
WKT-VS6-4		835034.4	818112.5	N/A	75.0	159.6	159.6	-52.1	3.0	0.0	3.0	0.0	28.9
WKT-VS6-5A		835034.4	818112.5	N/A	76.0	159.6	159.6	-52.1	3.0	0.0	3.0	0.0	29.9
WKT-VS6-5B		835034.4	818112.5	N/A	76.0	159.6	159.6	-52.1	3.0	0.0	3.0	0.0	29.9
WKT-VS6-6A		835034.4	818112.5	N/A	65.0	159.6	159.6	-52.1	3.0	0.0	3.0	0.0	18.9
WKT-VS6-6B		835034.4	818112.5	N/A	70.0	159.6	159.6	-52.1	3.0	0.0	3.0	0.0	23.9
WKT-VS6-7A		835028.5	818107.9	N/A	69.0	155.3	155.3	-51.8	3.0	0.0	3.0	0.0	23.2
WKT-VS6-7B		835028.5	818107.9	N/A	63.0	155.3	155.3	-51.8	3.0	0.0	3.0	0.0	17.2
WKT-PVS6-1		835036.6	818083.8	N/A	63.0	171.9	171.9	-52.7	3.0	0.0	3.0	0.0	16.3
WKT-PVS6-2		835034.6	818080.8	N/A	68.0	171.5	171.5	-52.7	3.0	0.0	3.0	0.0	21.3
WKT-PVS6-3A		835034.6	818080.8	N/A	69.0	171.5	171.5	-52.7	3.0	0.0	3.0	0.0	22.3
WKT-PVS6-3B		835034.6	818080.8	N/A	73.0	171.5	171.5	-52.7	3.0	0.0	3.0	0.0	26.3
WKT-PVS6-4		835029.6	818086.6	N/A	72.0	164.4	164.4	-52.3	3.0	0.0	3.0	0.0	25.7
WKT-VS7-1A		835141.3	818129.6	N/A	77.0	261.4	261.4	-56.3	3.0	0.0	3.0	0.0	26.7
WKT-VS7-1B		835142.4	818126.1	N/A	74.0	262.9	262.9	-56.4	3.0	0.0	3.0	0.0	23.6
WKT-VS7-2		835149.9	818138.7	N/A	69.0	269.2	269.2	-56.6	3.0	0.0	3.0	0.0	18.4
WKT-VS7-3		835149.9	818138.7	N/A	80.0	269.2	269.2	-56.6	3.0	0.0	3.0	0.0	29.4
WKT-G-D14VS-03A		835159.6	818130.5	N/A	81.0	279.5	279.5	-56.9	3.0	0.0	3.0	0.0	30.1
WKT-G-D14VS-04A		835151.2	818126.7	N/A	78.0	271.6	271.6	-56.7	3.0	0.0	3.0	0.0	27.3
WKT-G-G15VS-01A		835024.4	818040.6	N/A	75.0	184.9	184.9	-53.3	3.0	0.0	3.0	0.0	27.7
WKT-G-G15VS-01B		835022.7	818042.6	N/A	76.0	182.3	182.3	-53.2	3.0	0.0	3.0	0.0	28.8
WKT-G-G15VS-01C		835023.1	818044.5	N/A	74.0	181.4	181.4	-53.2	3.0	0.0	3.0	0.0	26.8
WKT-G-G15VS-03A Section 1		835036.3	818043.7	N/A	72.0	192.4	192.4	-53.7	3.0	0.0	3.0	0.0	24.3
WKT-G-G15VS-03A Section 2		835035.0	818045.4	N/A	73.0	190.3	190.3	-53.6	3.0	0.0	3.0	0.0	25.4
S01	Reference is made to the Product Catalogue in Appendix 3.6 for similar diameter Daikin: EWAD-D-SX 210)	834383.8	818162.5	24.6	84.0	497.6	497.6	-61.9	3.0	0.0	3.0	0.0	0.0 *
S02		834387.0	818165.4	24.6	84.0	494.5	494.5	-61.9	3.0	0.0	3.0	0.0	0.0 *
S03		834389.8	818168.7	24.6	84.0	491.7	491.7	-61.8	3.0	0.0	3.0	0.0	0.0 *
							ASR	**B**	**Noise standard:**		**65**	**Overall**	**58**

Note:
* - If the horizontal distance from NSR to noise source is over 300m, the correted noise level will be omitted in the calculation.
# - For a conservative approach, if the mPD level of fixed noise source is higher than the mPD level of NSRs, the slant dustance will be equal to the horizontal distance. Furthermore, if the information of the mPD is not aviliable (N/A), the slant dustance will be equal to the horizontal distance too.

Predicted Noise Level for Fixed Noise Impact Assessment - Base Case Scenario
Night Time
F601 NSR Coordinate: x = 834881.4 y = ###### z = 25.0

Source ID	Description	Fixed Noise Source Coordinate: x	y	z	SWL, dB(A)	Horizontal distance from source to NSR	Slant distance from source to NSR (m) #	Distance Corr.	Façade Corr.	Barrier Corr.	Tonality Corr.	Impulsive Corr.	CNL, dB(A)
N3	Reference is made to the "ER" presented in Appendix 3.1	834534.1	818215.8	13.5	93.0	352.1	352.3	-58.9	3.0	0.0	3.0	0.0	0.0 *
N4		834639.0	818214.2	13.0	88.0	248.9	249.2	-55.9	3.0	0.0	3.0	0.0	38.1
N5		834699.3	818217.7	17.3	89.0	191.7	191.9	-53.7	3.0	0.0	3.0	0.0	41.3
N6		834745.1	818216.0	12.0	85.0	148.2	148.8	-51.5	3.0	0.0	3.0	0.0	39.5
N7		834888.6	818321.0	7.8	0.0	163.4	164.3	-52.3	3.0	0.0	3.0	0.0	0.0
N8		834888.8	818354.9	10.3	0.0	197.2	197.8	-53.9	3.0	0.0	3.0	0.0	0.0
N9		834889.7	818400.0	10.3	0.0	242.3	242.8	-55.7	3.0	0.0	3.0	0.0	0.0
N10		834890.2	818429.5	8.3	0.0	271.8	272.4	-56.7	3.0	0.0	3.0	0.0	0.0
N11		834892.6	818480.5	10.8	0.0	322.9	323.2	-58.2	3.0	0.0	3.0	0.0	0.0
01D		834489.0	818105.1	15.4	69.0	395.9	396.0	-60.0	3.0	0.0	3.0	0.0	0.0 *
39D1		834489.0	818105.1	19.7	87.0	395.9	396.0	-60.0	3.0	0.0	3.0	0.0	0.0 *
39D2		834420.5	818100.3	28.7	87.0	464.5	464.5	-61.3	3.0	0.0	3.0	0.0	0.0 *
40D1		834497.8	817978.8	21.4	87.0	423.3	423.3	-60.5	3.0	0.0	3.0	0.0	0.0 *
40D2		834376.5	818021.1	21.4	87.0	523.1	523.1	-62.4	3.0	0.0	3.0	0.0	0.0 *
42D1		834475.7	818163.8	31.6	80.0	405.7	405.7	-60.2	3.0	0.0	3.0	0.0	0.0 *
42D2		834491.8	818158.0	31.6	80.0	389.6	389.6	-59.8	3.0	0.0	3.0	0.0	0.0 *
42D3		834474.7	818131.7	31.6	80.0	407.5	407.5	-60.2	3.0	0.0	3.0	0.0	0.0 *
42D4		834468.3	818147.3	31.6	80.0	413.2	413.2	-60.3	3.0	0.0	3.0	0.0	0.0 *
V03	Reference is made to the "Zone 2" presented in Appendix 3.3	835211.3	818109.3	15.4	65.0	333.4	333.6	-58.5	3.0	0.0	3.0	0.0	0.0 *
V04		835213.6	818059.6	15.4	70.0	346.4	346.5	-58.8	3.0	0.0	3.0	0.0	0.0 *
V10		835134.2	818106.8	15.4	75.0	257.9	258.1	-56.2	3.0	0.0	3.0	0.0	24.8
V11		835138.1	818054.6	15.4	70.0	276.7	276.8	-56.8	3.0	0.0	3.0	0.0	19.2
V14		835117.1	818061.6	15.4	65.0	254.6	254.8	-56.1	3.0	0.0	3.0	0.0	14.9
V16		835068.0	818088.1	15.4	69.0	199.2	199.4	-54.0	3.0	0.0	3.0	0.0	21.0
V17		835070.4	818054.2	15.4	66.0	215.5	215.7	-54.7	3.0	0.0	3.0	0.0	17.3
V18		835063.1	818053.7	15.4	70.0	209.4	209.6	-54.4	3.0	0.0	3.0	0.0	21.6
V19		835021.9	818028.9	15.4	70.0	190.7	190.9	-53.6	3.0	0.0	3.0	0.0	22.4
V20		835027.1	818075.3	15.4	72.0	167.4	167.7	-52.5	3.0	0.0	3.0	0.0	25.5
V21		835012.9	818048.3	15.4	72.0	171.1	171.4	-52.7	3.0	0.0	3.0	0.0	25.3
V22		835024.9	818075.5	15.4	72.0	165.4	165.7	-52.4	3.0	0.0	3.0	0.0	25.6
V25		834921.8	818147.3	15.4	78.0	41.7	42.8	-40.6	3.0	0.0	3.0	0.0	43.4
V26		834922.8	818075.5	15.4	80.0	92.1	92.6	-47.3	3.0	0.0	3.0	0.0	38.7
V27		834844.2	818112.2	15.4	75.0	58.8	59.6	-43.5	3.0	0.0	3.0	0.0	37.5
V28		834847.3	818068.5	15.4	84.0	95.6	96.1	-47.7	3.0	0.0	3.0	0.0	42.3
V29		834707.7	818124.3	15.4	72.0	176.9	177.2	-53.0	3.0	-10.0	3.0	0.0	15.0
V30		834688.5	818064.8	15.4	70.0	214.1	214.4	-54.6	3.0	0.0	3.0	0.0	21.4
29D	Reference is made to the "Zone 3" presented in Appendix 3.4	834621.0	818119.5	20.0	76.0	263.2	263.2	-56.4	3.0	-10.0	3.0	0.0	15.6
30D		834626.6	817951.1	9.9	70.0	328.1	328.4	-58.3	3.0	0.0	3.0	0.0	0.0 *
31D		834628.7	818011.4	18.8	74.0	292.0	292.1	-57.3	3.0	0.0	3.0	0.0	22.7
32D		834546.6	817989.2	50.0	75.0	374.9	374.9	-59.5	3.0	0.0	3.0	0.0	0.0 *
WKT-VS1-1	Reference is made to the "CTR-XRL" presented in Appendix 3.2	834966.4	818290.5	N/A	67.0	157.6	157.6	-52.0	3.0	0.0	3.0	0.0	21.0
WKT-VS1-2		834995.2	818282.6	N/A	72.0	168.9	168.9	-52.6	3.0	0.0	3.0	0.0	25.4
WKT-VS1-3		834968.6	818303.1	N/A	72.0	169.5	169.5	-52.6	3.0	0.0	3.0	0.0	25.4
WKT-VS1-4		834962.7	818289.6	N/A	75.0	154.9	154.9	-51.8	3.0	0.0	3.0	0.0	29.2
WKT-VS2W-1		834925.1	818464.7	N/A	75.0	310.0	310.0	-57.8	3.0	0.0	3.0	0.0	0.0 *
WKT-VS2W-2A		834927.7	818481.0	N/A	68.0	326.5	326.5	-58.3	3.0	0.0	3.0	0.0	0.0 *
WKT-VS2W-2B		834927.7	818481.0	N/A	70.0	326.5	326.5	-58.3	3.0	0.0	3.0	0.0	0.0 *
WKT-VS2W-2C		834927.7	818481.0	N/A	70.0	326.5	326.5	-58.3	3.0	0.0	3.0	0.0	0.0 *
WKT-VS4-1		835144.1	818375.2	N/A	79.0	341.0	341.0	-58.7	3.0	0.0	3.0	0.0	0.0 *
WKT-VS4-4		835140.2	818372.2	N/A	74.0	336.1	336.1	-58.5	3.0	0.0	3.0	0.0	0.0 *
WKT-VS5-1		835158.2	818310.4	N/A	70.0	316.1	316.1	-58.0	3.0	0.0	3.0	0.0	0.0 *
WKT-VS5-2		835153.7	818303.7	N/A	92.0	308.9	308.9	-57.8	3.0	0.0	3.0	0.0	0.0 *
WKT-VS5-4		835157.7	818274.6	N/A	79.0	300.0	300.0	-57.5	3.0	0.0	3.0	0.0	27.5
WKT-VS6-1		835034.8	818104.1	N/A	77.0	162.5	162.5	-52.2	3.0	0.0	3.0	0.0	30.8
WKT-VS6-2A		835040.5	818108.4	N/A	60.0	166.6	166.6	-52.4	3.0	0.0	3.0	0.0	13.6
WKT-VS6-2B		835040.5	818108.4	N/A	62.0	166.6	166.6	-52.4	3.0	0.0	3.0	0.0	15.6
WKT-VS6-3A		835034.4	818112.5	N/A	62.0	159.6	159.6	-52.1	3.0	0.0	3.0	0.0	15.9
WKT-VS6-3B		835034.4	818112.5	N/A	66.0	159.6	159.6	-52.1	3.0	0.0	3.0	0.0	19.9
WKT-VS6-4		835034.4	818112.5	N/A	75.0	159.6	159.6	-52.1	3.0	0.0	3.0	0.0	28.9
WKT-VS6-5A		835034.4	818112.5	N/A	76.0	159.6	159.6	-52.1	3.0	0.0	3.0	0.0	29.9
WKT-VS6-5B		835034.4	818112.5	N/A	76.0	159.6	159.6	-52.1	3.0	0.0	3.0	0.0	29.9
WKT-VS6-6A		835034.4	818112.5	N/A	65.0	159.6	159.6	-52.1	3.0	0.0	3.0	0.0	18.9
WKT-VS6-6B		835034.4	818112.5	N/A	70.0	159.6	159.6	-52.1	3.0	0.0	3.0	0.0	23.9
WKT-VS6-7A		835028.5	818107.9	N/A	69.0	155.3	155.3	-51.8	3.0	0.0	3.0	0.0	23.2
WKT-VS6-7B		835028.5	818107.9	N/A	63.0	155.3	155.3	-51.8	3.0	0.0	3.0	0.0	17.2
WKT-PVS6-1		835036.6	818083.8	N/A	63.0	171.9	171.9	-52.7	3.0	0.0	3.0	0.0	16.3
WKT-PVS6-2		835034.6	818080.8	N/A	68.0	171.5	171.5	-52.7	3.0	0.0	3.0	0.0	21.3
WKT-PVS6-3A		835034.6	818080.8	N/A	69.0	171.5	171.5	-52.7	3.0	0.0	3.0	0.0	22.3
WKT-PVS6-3B		835034.6	818080.8	N/A	73.0	171.5	171.5	-52.7	3.0	0.0	3.0	0.0	26.3
WKT-PVS6-4		835029.6	818086.6	N/A	72.0	164.4	164.4	-52.3	3.0	0.0	3.0	0.0	25.7
WKT-VS7-1A		835141.3	818129.6	N/A	77.0	261.4	261.4	-56.3	3.0	0.0	3.0	0.0	26.7
WKT-VS7-1B		835142.4	818126.1	N/A	74.0	262.9	262.9	-56.4	3.0	0.0	3.0	0.0	23.6
WKT-VS7-2		835149.9	818138.7	N/A	69.0	269.2	269.2	-56.6	3.0	0.0	3.0	0.0	18.4
WKT-VS7-3		835149.9	818138.7	N/A	80.0	269.2	269.2	-56.6	3.0	0.0	3.0	0.0	29.4
WKT-G-D14VS-03A		835159.6	818130.5	N/A	81.0	279.5	279.5	-56.9	3.0	0.0	3.0	0.0	30.1
WKT-G-D14VS-04A		835151.2	818126.7	N/A	78.0	271.6	271.6	-56.7	3.0	0.0	3.0	0.0	27.3
WKT-G-G15VS-01A		835024.4	818040.6	N/A	75.0	184.9	184.9	-53.3	3.0	0.0	3.0	0.0	27.7
WKT-G-G15VS-01B		835022.7	818042.6	N/A	76.0	182.3	182.3	-53.2	3.0	0.0	3.0	0.0	28.8
WKT-G-G15VS-01C		835023.1	818044.5	N/A	74.0	181.4	181.4	-53.2	3.0	0.0	3.0	0.0	26.8
WKT-G-G15VS-03A Section 1		835036.3	818043.7	N/A	72.0	192.4	192.4	-53.7	3.0	0.0	3.0	0.0	24.3
WKT-G-G15VS-03A Section 2		835035.0	818045.4	N/A	73.0	190.3	190.3	-53.6	3.0	0.0	3.0	0.0	25.4
S01	Reference is made to the Product Catalogue in Appendix 3.6 for similar diameter Daikin: EWAD-D-SX 210)	834383.8	818162.5	24.6	84.0	497.6	497.6	-61.9	3.0	0.0	3.0	0.0	0.0 *
S02		834387.0	818165.4	24.6	84.0	494.5	494.5	-61.9	3.0	0.0	3.0	0.0	0.0 *
S03		834389.8	818168.7	24.6	84.0	491.7	491.7	-61.8	3.0	0.0	3.0	0.0	0.0 *
							ASR	**B**	**Noise standard:**		**55**	**Overall**	**50**

Note:
* - If the horizontal distance from NSR to noise source is over 300m, the correted noise level will be omitted in the calculation.
# - For a conservative approach, if the mPD level of fixed noise source is higher than the mPD level of NSRs, the slant dustance will be equal to the horizontal distance. Furthermore, if the information of the mPD is not aviliable (N/A), the slant dustance will be equal to the horizontal distance too.

Predicted Noise Level for Fixed Noise Impact Assessment - Base Case Scenario
Day/Evening Time
F701 NSR Coordinate: x = 834915.2 y = ###### z = 25.0

Source ID	Description	Fixed Noise Source Coordinate: x	y	z	SWL, dB(A)	Horizontal distance from source to NSR	Slant distance from source to NSR (m) #	Distance Corr.	Façade Corr.	Barrier Corr.	Tonality Corr.	Impulsive Corr.	CNL, dB(A)
N3	Reference is made to the "ER" presented in Appendix 3.1	834534.1	818215.8	13.5	95.0	390.4	390.5	-59.8	3.0	0.0	3.0	0.0	0.0 *
N4		834639.0	818214.2	13.0	93.0	288.4	288.7	-57.2	3.0	0.0	3.0	0.0	41.8
N5		834699.3	818217.7	17.3	93.0	232.6	232.7	-55.3	3.0	0.0	3.0	0.0	43.7
N6		834745.1	818216.0	12.0	88.0	190.1	190.5	-53.6	3.0	0.0	3.0	0.0	40.4
N7		834888.6	818321.0	7.8	92.0	191.7	192.4	-53.7	3.0	0.0	3.0	0.0	44.3
N8		834888.8	818354.9	10.3	96.0	225.3	225.7	-55.1	3.0	0.0	3.0	0.0	46.9
N9		834889.7	818400.0	10.3	95.0	270.0	270.4	-56.6	3.0	0.0	3.0	0.0	44.4
N10		834890.2	818429.5	8.3	95.0	299.3	299.8	-57.5	3.0	0.0	3.0	0.0	43.5
N11		834892.6	818480.5	10.8	107.0	350.0	350.3	-58.9	3.0	0.0	3.0	0.0	0.0 *
01D		834489.0	818105.1	15.4	85.0	427.0	427.1	-60.6	3.0	0.0	3.0	0.0	0.0 *
39D1		834489.0	818105.1	19.7	98.0	427.0	427.0	-60.6	3.0	0.0	3.0	0.0	0.0 *
39D2		834420.5	818100.3	28.7	98.0	495.7	495.7	-61.9	3.0	0.0	3.0	0.0	0.0 *
40D1		834497.8	817978.8	21.4	98.0	444.4	444.4	-61.0	3.0	0.0	3.0	0.0	0.0 *
40D2		834376.5	818021.1	21.4	98.0	549.8	549.8	-62.8	3.0	0.0	3.0	0.0	0.0 *
42D1		834475.7	818163.8	31.6	98.0	440.7	440.7	-60.9	3.0	0.0	3.0	0.0	0.0 *
42D2		834491.8	818158.0	31.6	98.0	424.2	424.2	-60.6	3.0	0.0	3.0	0.0	0.0 *
42D3		834474.7	818131.7	31.6	98.0	440.5	440.5	-60.9	3.0	0.0	3.0	0.0	0.0 *
42D4		834468.3	818147.3	31.6	98.0	447.2	447.2	-61.0	3.0	0.0	3.0	0.0	0.0 *
V03	Reference is made to the "Zone 2" presented in Appendix 3.3	835211.3	818109.3	15.4	87.0	296.9	297.1	-57.5	3.0	0.0	3.0	0.0	35.5
V04		835213.6	818059.6	15.4	80.0	306.9	307.0	-57.7	3.0	0.0	3.0	0.0	0.0 *
V10		835134.2	818106.8	15.4	85.0	220.4	220.6	-54.9	3.0	0.0	3.0	0.0	36.1
V11		835138.1	818054.6	15.4	80.0	235.7	235.9	-55.5	3.0	0.0	3.0	0.0	30.5
V14		835117.1	818061.6	15.4	78.0	213.6	213.8	-54.6	3.0	0.0	3.0	0.0	29.4
V16		835068.0	818088.1	15.4	85.0	158.8	159.1	-52.0	3.0	0.0	3.0	0.0	39.0
V17		835070.4	818054.2	15.4	77.0	173.3	173.5	-52.8	3.0	0.0	3.0	0.0	30.2
V18		835063.1	818053.7	15.4	79.0	167.0	167.3	-52.5	3.0	0.0	3.0	0.0	32.5
V19		835021.9	818028.9	15.4	79.0	147.8	148.1	-51.4	3.0	0.0	3.0	0.0	33.6
V20		835027.1	818075.3	15.4	85.0	125.1	125.5	-50.0	3.0	0.0	3.0	0.0	41.0
V21		835012.9	818048.3	15.4	83.0	128.1	128.5	-50.2	3.0	0.0	3.0	0.0	38.8
V22		835024.9	818075.5	15.4	85.0	123.0	123.4	-49.8	3.0	0.0	3.0	0.0	41.2
V25		834921.8	818147.3	15.4	87.0	17.4	19.9	-34.0	3.0	0.0	3.0	0.0	59.0
V26		834922.8	818075.5	15.4	87.0	56.2	57.0	-43.1	3.0	0.0	3.0	0.0	49.9
V27		834844.2	818112.2	15.4	86.0	73.5	74.1	-45.4	3.0	0.0	3.0	0.0	46.6
V28		834847.3	818068.5	15.4	86.0	92.4	92.9	-47.4	3.0	0.0	3.0	0.0	44.6
V29		834707.7	818124.3	15.4	87.0	207.6	207.8	-54.4	3.0	-10.0	3.0	0.0	28.6
V30		834688.5	818064.8	15.4	87.0	236.2	236.4	-55.5	3.0	0.0	3.0	0.0	37.5
29D	Reference is made to the "Zone 3" presented in Appendix 3.4	834621.0	818119.5	20.0	87.0	294.4	294.5	-57.4	3.0	-10.0	3.0	0.0	25.6
30D		834626.6	817951.1	9.9	84.0	340.2	340.5	-58.6	3.0	0.0	3.0	0.0	0.0 *
31D		834628.7	818011.4	18.8	86.0	310.5	310.6	-57.8	3.0	0.0	3.0	0.0	0.0 *
32D		834546.6	817989.2	50.0	85.0	395.0	395.0	-59.9	3.0	0.0	3.0	0.0	0.0 *
WKT-VS1-1	Reference is made to the "CTR-XRL" presented in Appendix 3.2	834966.4	818290.5	N/A	67.0	167.3	167.3	-52.5	3.0	0.0	3.0	0.0	20.5
WKT-VS1-2		834995.2	818282.6	N/A	72.0	171.2	171.2	-52.7	3.0	0.0	3.0	0.0	25.3
WKT-VS1-3		834968.6	818303.1	N/A	72.0	180.0	180.0	-53.1	3.0	0.0	3.0	0.0	24.9
WKT-VS1-4		834962.7	818289.6	N/A	75.0	165.4	165.4	-52.4	3.0	0.0	3.0	0.0	28.6
WKT-VS2W-1		834925.1	818464.7	N/A	75.0	333.6	333.6	-58.5	3.0	0.0	3.0	0.0	0.0 *
WKT-VS2W-2A		834927.7	818481.0	N/A	68.0	350.0	350.0	-58.9	3.0	0.0	3.0	0.0	0.0 *
WKT-VS2W-2B		834927.7	818481.0	N/A	70.0	350.0	350.0	-58.9	3.0	0.0	3.0	0.0	0.0 *
WKT-VS2W-2C		834927.7	818481.0	N/A	70.0	350.0	350.0	-58.9	3.0	0.0	3.0	0.0	0.0 *
WKT-VS4-1		835144.1	818375.2	N/A	79.0	334.6	334.6	-58.5	3.0	0.0	3.0	0.0	0.0 *
WKT-VS4-4		835140.2	818372.2	N/A	74.0	329.7	329.7	-58.4	3.0	0.0	3.0	0.0	0.0 *
WKT-VS5-1		835158.2	818310.4	N/A	70.0	301.9	301.9	-57.6	3.0	0.0	3.0	0.0	0.0 *
WKT-VS5-2		835153.7	818303.7	N/A	92.0	294.3	294.3	-57.4	3.0	0.0	3.0	0.0	40.6
WKT-VS5-4		835157.7	818274.6	N/A	79.0	281.7	281.7	-57.0	3.0	0.0	3.0	0.0	28.0
WKT-VS6-1		835034.8	818104.1	N/A	77.0	122.6	122.6	-49.8	3.0	0.0	3.0	0.0	33.2
WKT-VS6-2A		835040.5	818108.4	N/A	60.0	127.4	127.4	-50.1	3.0	0.0	3.0	0.0	15.9
WKT-VS6-2B		835040.5	818108.4	N/A	62.0	127.4	127.4	-50.1	3.0	0.0	3.0	0.0	17.9
WKT-VS6-3A		835034.4	818112.5	N/A	62.0	120.7	120.7	-49.6	3.0	0.0	3.0	0.0	18.4
WKT-VS6-3B		835034.4	818112.5	N/A	66.0	120.7	120.7	-49.6	3.0	0.0	3.0	0.0	22.4
WKT-VS6-4		835034.4	818112.5	N/A	75.0	120.7	120.7	-49.6	3.0	0.0	3.0	0.0	31.4
WKT-VS6-5A		835034.4	818112.5	N/A	76.0	120.7	120.7	-49.6	3.0	0.0	3.0	0.0	32.4
WKT-VS6-5B		835034.4	818112.5	N/A	76.0	120.7	120.7	-49.6	3.0	0.0	3.0	0.0	32.4
WKT-VS6-6A		835034.4	818112.5	N/A	65.0	120.7	120.7	-49.6	3.0	0.0	3.0	0.0	21.4
WKT-VS6-6B		835034.4	818112.5	N/A	70.0	120.7	120.7	-49.6	3.0	0.0	3.0	0.0	26.4
WKT-VS6-7A		835028.5	818107.9	N/A	69.0	115.7	115.7	-49.3	3.0	0.0	3.0	0.0	25.7
WKT-VS6-7B		835028.5	818107.9	N/A	63.0	115.7	115.7	-49.3	3.0	0.0	3.0	0.0	19.7
WKT-PVS6-1		835036.6	818083.8	N/A	63.0	130.3	130.3	-50.3	3.0	0.0	3.0	0.0	18.7
WKT-PVS6-2		835034.6	818080.8	N/A	68.0	129.6	129.6	-50.3	3.0	0.0	3.0	0.0	23.7
WKT-PVS6-3A		835034.6	818080.8	N/A	69.0	129.6	129.6	-50.3	3.0	0.0	3.0	0.0	24.7
WKT-PVS6-3B		835034.6	818080.8	N/A	73.0	129.6	129.6	-50.3	3.0	0.0	3.0	0.0	28.7
WKT-PVS6-4		835029.6	818086.6	N/A	72.0	122.8	122.8	-49.8	3.0	0.0	3.0	0.0	28.2
WKT-VS7-1A		835141.3	818129.6	N/A	77.0	226.1	226.1	-55.1	3.0	0.0	3.0	0.0	27.9
WKT-VS7-1B		835142.4	818126.1	N/A	74.0	227.3	227.3	-55.1	3.0	0.0	3.0	0.0	24.9
WKT-VS7-2		835149.9	818138.7	N/A	69.0	234.8	234.8	-55.4	3.0	0.0	3.0	0.0	19.6
WKT-VS7-3		835149.9	818138.7	N/A	80.0	234.8	234.8	-55.4	3.0	0.0	3.0	0.0	30.6
WKT-G-D14VS-03A		835159.6	818130.5	N/A	81.0	244.4	244.4	-55.8	3.0	0.0	3.0	0.0	31.2
WKT-G-D14VS-04A		835151.2	818126.7	N/A	78.0	236.0	236.0	-55.5	3.0	0.0	3.0	0.0	28.5
WKT-G-G15VS-01A		835024.4	818040.6	N/A	75.0	141.9	141.9	-51.0	3.0	0.0	3.0	0.0	30.0
WKT-G-G15VS-01B		835022.7	818042.6	N/A	76.0	139.3	139.3	-50.9	3.0	0.0	3.0	0.0	31.1
WKT-G-G15VS-01C		835023.1	818044.5	N/A	74.0	138.4	138.4	-50.8	3.0	0.0	3.0	0.0	29.2
WKT-G-G15VS-03A Section 1		835036.3	818043.7	N/A	72.0	149.4	149.4	-51.5	3.0	0.0	3.0	0.0	26.5
WKT-G-G15VS-03A Section 2		835035.0	818045.4	N/A	73.0	147.4	147.4	-51.4	3.0	0.0	3.0	0.0	27.6
S01	Reference is made to the Product Catalogue in Appendix 3.6 for similar diameter Daikin: EWAD-D-SX 210)	834383.8	818162.5	24.6	84.0	532.3	532.3	-62.5	3.0	0.0	3.0	0.0	0.0 *
S02		834387.0	818165.4	24.6	84.0	529.3	529.3	-62.5	3.0	0.0	3.0	0.0	0.0 *
S03		834389.8	818168.7	24.6	84.0	526.7	526.7	-62.4	3.0	0.0	3.0	0.0	0.0 *
							ASR	**B**	**Noise standard:**		**65**	**Overall**	**61**

Note:
* - If the horizontal distance from NSR to noise source is over 300m, the correted noise level will be omitted in the calculation.
# - For a conservative approach, if the mPD level of fixed noise source is higher than the mPD level of NSRs, the slant dustance will be equal to the horizontal distance. Furthermore, if the information of the mPD is not aviliable (N/A), the slant dustance will be equal to the horizontal distance too.

Predicted Noise Level for Fixed Noise Impact Assessment - Base Case Scenario
Night Time
F701 NSR Coordinate: x = 834915.2 y = ###### z = 25.0

Source ID	Description	Fixed Noise Source Coordinate: x	y	z	SWL, dB(A)	Horizontal distance from source to NSR	Slant distance from source to NSR (m) #	Distance Corr.	Façade Corr.	Barrier Corr.	Tonality Corr.	Impulsive Corr.	CNL, dB(A)
N3	Reference is made to the "ER" presented in Appendix 3.1	834534.1	818215.8	13.5	93.0	390.4	390.5	-59.8	3.0	0.0	3.0	0.0	0.0 *
N4		834639.0	818214.2	13.0	88.0	288.4	288.7	-57.2	3.0	0.0	3.0	0.0	36.8
N5		834699.3	818217.7	17.3	89.0	232.6	232.7	-55.3	3.0	0.0	3.0	0.0	39.7
N6		834745.1	818216.0	12.0	85.0	190.1	190.5	-53.6	3.0	0.0	3.0	0.0	37.4
N7		834888.6	818321.0	7.8	0.0	191.7	192.4	-53.7	3.0	0.0	3.0	0.0	0.0
N8		834888.8	818354.9	10.3	0.0	225.3	225.7	-55.1	3.0	0.0	3.0	0.0	0.0
N9		834889.7	818400.0	10.3	0.0	270.0	270.4	-56.6	3.0	0.0	3.0	0.0	0.0
N10		834890.2	818429.5	8.3	0.0	299.3	299.8	-57.5	3.0	0.0	3.0	0.0	0.0
N11		834892.6	818480.5	10.8	0.0	350.0	350.3	-58.9	3.0	0.0	3.0	0.0	0.0
01D		834489.0	818105.1	15.4	69.0	427.0	427.1	-60.6	3.0	0.0	3.0	0.0	0.0 *
39D1		834489.0	818105.1	19.7	87.0	427.0	427.0	-60.6	3.0	0.0	3.0	0.0	0.0 *
39D2		834420.5	818100.3	28.7	87.0	495.7	495.7	-61.9	3.0	0.0	3.0	0.0	0.0 *
40D1		834497.8	817978.8	21.4	87.0	444.4	444.4	-61.0	3.0	0.0	3.0	0.0	0.0 *
40D2		834376.5	818021.1	21.4	87.0	549.8	549.8	-62.8	3.0	0.0	3.0	0.0	0.0 *
42D1		834475.7	818163.8	31.6	80.0	440.7	440.7	-60.9	3.0	0.0	3.0	0.0	0.0 *
42D2		834491.8	818158.0	31.6	80.0	424.2	424.2	-60.6	3.0	0.0	3.0	0.0	0.0 *
42D3		834474.7	818131.7	31.6	80.0	440.5	440.5	-60.9	3.0	0.0	3.0	0.0	0.0 *
42D4		834468.3	818147.3	31.6	80.0	447.2	447.2	-61.0	3.0	0.0	3.0	0.0	0.0 *
V03	Reference is made to the "Zone 2" presented in Appendix 3.3	835211.3	818109.3	15.4	65.0	296.9	297.1	-57.5	3.0	0.0	3.0	0.0	13.5
V04		835213.6	818059.6	15.4	70.0	306.9	307.0	-57.7	3.0	0.0	3.0	0.0	0.0 *
V10		835134.2	818106.8	15.4	75.0	220.4	220.6	-54.9	3.0	0.0	3.0	0.0	26.1
V11		835138.1	818054.6	15.4	70.0	235.7	235.9	-55.5	3.0	0.0	3.0	0.0	20.5
V14		835117.1	818061.6	15.4	65.0	213.6	213.8	-54.6	3.0	0.0	3.0	0.0	16.4
V16		835068.0	818088.1	15.4	69.0	158.8	159.1	-52.0	3.0	0.0	3.0	0.0	23.0
V17		835070.4	818054.2	15.4	66.0	173.3	173.5	-52.8	3.0	0.0	3.0	0.0	19.2
V18		835063.1	818053.7	15.4	70.0	167.0	167.3	-52.5	3.0	0.0	3.0	0.0	23.5
V19		835021.9	818028.9	15.4	70.0	147.8	148.1	-51.4	3.0	0.0	3.0	0.0	24.6
V20		835027.1	818075.3	15.4	72.0	125.1	125.5	-50.0	3.0	0.0	3.0	0.0	28.0
V21		835012.9	818048.3	15.4	72.0	128.1	128.5	-50.2	3.0	0.0	3.0	0.0	27.8
V22		835024.9	818075.5	15.4	72.0	123.0	123.4	-49.8	3.0	0.0	3.0	0.0	28.2
V25		834921.8	818147.3	15.4	78.0	17.4	19.9	-34.0	3.0	0.0	3.0	0.0	50.0
V26		834922.8	818075.5	15.4	80.0	56.2	57.0	-43.1	3.0	0.0	3.0	0.0	42.9
V27		834844.2	818112.2	15.4	75.0	73.5	74.1	-45.4	3.0	0.0	3.0	0.0	35.6
V28		834847.3	818068.5	15.4	84.0	92.4	92.9	-47.4	3.0	0.0	3.0	0.0	42.6
V29		834707.7	818124.3	15.4	72.0	207.6	207.8	-54.4	3.0	-10.0	3.0	0.0	13.6
V30		834688.5	818064.8	15.4	70.0	236.2	236.4	-55.5	3.0	0.0	3.0	0.0	20.5
29D	Reference is made to the "Zone 3" presented in Appendix 3.4	834621.0	818119.5	20.0	76.0	294.4	294.5	-57.4	3.0	-10.0	3.0	0.0	14.6
30D		834626.6	817951.1	9.9	70.0	340.2	340.5	-58.6	3.0	0.0	3.0	0.0	0.0 *
31D		834628.7	818011.4	18.8	74.0	310.5	310.6	-57.8	3.0	0.0	3.0	0.0	0.0 *
32D		834546.6	817989.2	50.0	75.0	395.0	395.0	-59.9	3.0	0.0	3.0	0.0	0.0 *
WKT-VS1-1	Reference is made to the "CTR-XRL" presented in Appendix 3.2	834966.4	818290.5	N/A	67.0	167.3	167.3	-52.5	3.0	0.0	3.0	0.0	20.5
WKT-VS1-2		834995.2	818282.6	N/A	72.0	171.2	171.2	-52.7	3.0	0.0	3.0	0.0	25.3
WKT-VS1-3		834968.6	818303.1	N/A	72.0	180.0	180.0	-53.1	3.0	0.0	3.0	0.0	24.9
WKT-VS1-4		834962.7	818289.6	N/A	75.0	165.4	165.4	-52.4	3.0	0.0	3.0	0.0	28.6
WKT-VS2W-1		834925.1	818464.7	N/A	75.0	333.6	333.6	-58.5	3.0	0.0	3.0	0.0	0.0 *
WKT-VS2W-2A		834927.7	818481.0	N/A	68.0	350.0	350.0	-58.9	3.0	0.0	3.0	0.0	0.0 *
WKT-VS2W-2B		834927.7	818481.0	N/A	70.0	350.0	350.0	-58.9	3.0	0.0	3.0	0.0	0.0 *
WKT-VS2W-2C		834927.7	818481.0	N/A	70.0	350.0	350.0	-58.9	3.0	0.0	3.0	0.0	0.0 *
WKT-VS4-1		835144.1	818375.2	N/A	79.0	334.6	334.6	-58.5	3.0	0.0	3.0	0.0	0.0 *
WKT-VS4-4		835140.2	818372.2	N/A	74.0	329.7	329.7	-58.4	3.0	0.0	3.0	0.0	0.0 *
WKT-VS5-1		835158.2	818310.4	N/A	70.0	301.9	301.9	-57.6	3.0	0.0	3.0	0.0	0.0 *
WKT-VS5-2		835153.7	818303.7	N/A	92.0	294.3	294.3	-57.4	3.0	0.0	3.0	0.0	40.6
WKT-VS5-4		835157.7	818274.6	N/A	79.0	281.7	281.7	-57.0	3.0	0.0	3.0	0.0	28.0
WKT-VS6-1		835034.8	818104.1	N/A	77.0	122.6	122.6	-49.8	3.0	0.0	3.0	0.0	33.2
WKT-VS6-2A		835040.5	818108.4	N/A	60.0	127.4	127.4	-50.1	3.0	0.0	3.0	0.0	15.9
WKT-VS6-2B		835040.5	818108.4	N/A	62.0	127.4	127.4	-50.1	3.0	0.0	3.0	0.0	17.9
WKT-VS6-3A		835034.4	818112.5	N/A	62.0	120.7	120.7	-49.6	3.0	0.0	3.0	0.0	18.4
WKT-VS6-3B		835034.4	818112.5	N/A	66.0	120.7	120.7	-49.6	3.0	0.0	3.0	0.0	22.4
WKT-VS6-4		835034.4	818112.5	N/A	75.0	120.7	120.7	-49.6	3.0	0.0	3.0	0.0	31.4
WKT-VS6-5A		835034.4	818112.5	N/A	76.0	120.7	120.7	-49.6	3.0	0.0	3.0	0.0	32.4
WKT-VS6-5B		835034.4	818112.5	N/A	76.0	120.7	120.7	-49.6	3.0	0.0	3.0	0.0	32.4
WKT-VS6-6A		835034.4	818112.5	N/A	65.0	120.7	120.7	-49.6	3.0	0.0	3.0	0.0	21.4
WKT-VS6-6B		835034.4	818112.5	N/A	70.0	120.7	120.7	-49.6	3.0	0.0	3.0	0.0	26.4
WKT-VS6-7A		835028.5	818107.9	N/A	69.0	115.7	115.7	-49.3	3.0	0.0	3.0	0.0	25.7
WKT-VS6-7B		835028.5	818107.9	N/A	63.0	115.7	115.7	-49.3	3.0	0.0	3.0	0.0	19.7
WKT-PVS6-1		835036.6	818083.8	N/A	63.0	130.3	130.3	-50.3	3.0	0.0	3.0	0.0	18.7
WKT-PVS6-2		835034.6	818080.8	N/A	68.0	129.6	129.6	-50.3	3.0	0.0	3.0	0.0	23.7
WKT-PVS6-3A		835034.6	818080.8	N/A	69.0	129.6	129.6	-50.3	3.0	0.0	3.0	0.0	24.7
WKT-PVS6-3B		835034.6	818080.8	N/A	73.0	129.6	129.6	-50.3	3.0	0.0	3.0	0.0	28.7
WKT-PVS6-4		835029.6	818086.6	N/A	72.0	122.8	122.8	-49.8	3.0	0.0	3.0	0.0	28.2
WKT-VS7-1A		835141.3	818129.6	N/A	77.0	226.1	226.1	-55.1	3.0	0.0	3.0	0.0	27.9
WKT-VS7-1B		835142.4	818126.1	N/A	74.0	227.3	227.3	-55.1	3.0	0.0	3.0	0.0	24.9
WKT-VS7-2		835149.9	818138.7	N/A	69.0	234.8	234.8	-55.4	3.0	0.0	3.0	0.0	19.6
WKT-VS7-3		835149.9	818138.7	N/A	80.0	234.8	234.8	-55.4	3.0	0.0	3.0	0.0	30.6
WKT-G-D14VS-03A		835159.6	818130.5	N/A	81.0	244.4	244.4	-55.8	3.0	0.0	3.0	0.0	31.2
WKT-G-D14VS-04A		835151.2	818126.7	N/A	78.0	236.0	236.0	-55.5	3.0	0.0	3.0	0.0	28.5
WKT-G-G15VS-01A		835024.4	818040.6	N/A	75.0	141.9	141.9	-51.0	3.0	0.0	3.0	0.0	30.0
WKT-G-G15VS-01B		835022.7	818042.6	N/A	76.0	139.3	139.3	-50.9	3.0	0.0	3.0	0.0	31.1
WKT-G-G15VS-01C		835023.1	818044.5	N/A	74.0	138.4	138.4	-50.8	3.0	0.0	3.0	0.0	29.2
WKT-G-G15VS-03A Section 1		835036.3	818043.7	N/A	72.0	149.4	149.4	-51.5	3.0	0.0	3.0	0.0	26.5
WKT-G-G15VS-03A Section 2		835035.0	818045.4	N/A	73.0	147.4	147.4	-51.4	3.0	0.0	3.0	0.0	27.6
S01	Reference is made to the Product Catalogue in Appendix 3.6 for similar diameter Daikin: EWAD-D-SX 210)	834383.8	818162.5	24.6	84.0	532.3	532.3	-62.5	3.0	0.0	3.0	0.0	0.0 *
S02		834387.0	818165.4	24.6	84.0	529.3	529.3	-62.5	3.0	0.0	3.0	0.0	0.0 *
S03		834389.8	818168.7	24.6	84.0	526.7	526.7	-62.4	3.0	0.0	3.0	0.0	0.0 *
							ASR	**B**	**Noise standard:**		**55**	**Overall**	**53**

Note:
* - If the horizontal distance from NSR to noise source is over 300m, the correted noise level will be omitted in the calculation.
# - For a conservative approach, if the mPD level of fixed noise source is higher than the mPD level of NSRs, the slant dustance will be equal to the horizontal distance. Furthermore, if the information of the mPD is not aviliable (N/A), the slant dustance will be equal to the horizontal distance too.

Predicted Noise Level for Fixed Noise Impact Assessment - Base Case Scenario
Day/Evening Time
F702

NSR Coordinate: x = 834934.0 y = ###### z = 25.0

Source ID	Description	Fixed Noise Source Coordinate: x	y	z	SWL, dB(A)	Horizontal distance from source to NSR	Slant distance from source to NSR (m) #	Distance Corr.	Façade Corr.	Barrier Corr.	Tonality Corr.	Impulsive Corr.	CNL, dB(A)
N3	Reference is made to the "ER" presented in Appendix 3.1	834534.1	818215.8	13.5	95.0	410.4	410.5	-60.3	3.0	0.0	3.0	0.0	0.0 *
N4		834639.0	818214.2	13.0	93.0	308.6	308.8	-57.8	3.0	0.0	3.0	0.0	0.0 *
N5		834699.3	818217.7	17.3	93.0	252.8	252.9	-56.1	3.0	0.0	3.0	0.0	42.9
N6		834745.1	818216.0	12.0	88.0	210.2	210.6	-54.5	3.0	0.0	3.0	0.0	39.5
N7		834888.6	818321.0	7.8	92.0	202.5	203.2	-54.2	3.0	0.0	3.0	0.0	43.8
N8		834888.8	818354.9	10.3	96.0	235.6	236.0	-55.5	3.0	0.0	3.0	0.0	46.5
N9		834889.7	818400.0	10.3	95.0	279.8	280.2	-56.9	3.0	0.0	3.0	0.0	44.1
N10		834890.2	818429.5	8.3	95.0	308.9	309.4	-57.8	3.0	0.0	3.0	0.0	0.0 *
N11		834892.6	818480.5	10.8	107.0	359.2	359.5	-59.1	3.0	0.0	3.0	0.0	0.0 *
01D		834489.0	818105.1	15.4	85.0	445.4	445.5	-61.0	3.0	0.0	3.0	0.0	0.0 *
39D1		834489.0	818105.1	19.7	98.0	445.4	445.4	-61.0	3.0	0.0	3.0	0.0	0.0 *
39D2		834420.5	818100.3	28.7	98.0	514.0	514.0	-62.2	3.0	0.0	3.0	0.0	0.0 *
40D1		834497.8	817978.8	21.4	98.0	459.6	459.7	-61.2	3.0	0.0	3.0	0.0	0.0 *
40D2		834376.5	818021.1	21.4	98.0	566.9	566.9	-63.1	3.0	0.0	3.0	0.0	0.0 *
42D1		834475.7	818163.8	31.6	98.0	460.1	460.1	-61.3	3.0	0.0	3.0	0.0	0.0 *
42D2		834491.8	818158.0	31.6	98.0	443.5	443.5	-60.9	3.0	0.0	3.0	0.0	0.0 *
42D3		834474.7	818131.7	31.6	98.0	459.4	459.4	-61.2	3.0	0.0	3.0	0.0	0.0 *
42D4		834468.3	818147.3	31.6	98.0	466.3	466.3	-61.4	3.0	0.0	3.0	0.0	0.0 *
V03	Reference is made to the "Zone 2" presented in Appendix 3.3	835211.3	818109.3	15.4	87.0	277.7	277.8	-56.9	3.0	0.0	3.0	0.0	36.1
V04		835213.6	818059.6	15.4	80.0	286.9	287.0	-57.2	3.0	0.0	3.0	0.0	28.8
V10		835134.2	818106.8	15.4	85.0	200.9	201.1	-54.1	3.0	0.0	3.0	0.0	36.9
V11		835138.1	818054.6	15.4	80.0	215.5	215.7	-54.7	3.0	0.0	3.0	0.0	31.3
V14		835117.1	818061.6	15.4	78.0	193.3	193.6	-53.7	3.0	0.0	3.0	0.0	30.3
V16		835068.0	818088.1	15.4	85.0	138.6	139.0	-50.9	3.0	0.0	3.0	0.0	40.1
V17		835070.4	818054.2	15.4	77.0	153.1	153.4	-51.7	3.0	0.0	3.0	0.0	31.3
V18		835063.1	818053.7	15.4	79.0	146.9	147.2	-51.4	3.0	0.0	3.0	0.0	33.6
V19		835021.9	818028.9	15.4	79.0	129.3	129.6	-50.3	3.0	0.0	3.0	0.0	34.7
V20		835027.1	818075.3	15.4	85.0	104.9	105.4	-48.5	3.0	0.0	3.0	0.0	42.5
V21		835012.9	818048.3	15.4	83.0	109.1	109.6	-48.8	3.0	0.0	3.0	0.0	40.2
V22		835024.9	818075.5	15.4	85.0	102.9	103.3	-48.3	3.0	0.0	3.0	0.0	42.7
V25		834921.8	818147.3	15.4	87.0	26.6	28.2	-37.0	3.0	0.0	3.0	0.0	56.0
V26		834922.8	818075.5	15.4	87.0	49.5	50.4	-42.0	3.0	0.0	3.0	0.0	51.0
V27		834844.2	818112.2	15.4	86.0	90.5	91.0	-47.2	3.0	0.0	3.0	0.0	44.8
V28		834847.3	818068.5	15.4	86.0	102.8	103.2	-48.3	3.0	0.0	3.0	0.0	43.7
V29		834707.7	818124.3	15.4	87.0	226.3	226.5	-55.1	3.0	-10.0	3.0	0.0	27.9
V30		834688.5	818064.8	15.4	87.0	252.5	252.6	-56.1	3.0	0.0	3.0	0.0	36.9
29D	Reference is made to the "Zone 3" presented in Appendix 3.4	834621.0	818119.5	20.0	87.0	313.0	313.1	-57.9	3.0	-10.0	3.0	0.0	0.0 *
30D		834626.6	817951.1	9.9	84.0	352.5	352.9	-59.0	3.0	0.0	3.0	0.0	0.0 *
31D		834628.7	818011.4	18.8	86.0	325.3	325.4	-58.2	3.0	0.0	3.0	0.0	0.0 *
32D		834546.6	817989.2	50.0	85.0	410.1	410.1	-60.3	3.0	0.0	3.0	0.0	0.0 *
WKT-VS1-1	Reference is made to the "CTR-XRL" presented in Appendix 3.2	834966.4	818290.5	N/A	67.0	169.9	169.9	-52.6	3.0	0.0	3.0	0.0	20.4
WKT-VS1-2		834995.2	818282.6	N/A	72.0	170.3	170.3	-52.6	3.0	0.0	3.0	0.0	25.4
WKT-VS1-3		834968.6	818303.1	N/A	72.0	182.7	182.7	-53.2	3.0	0.0	3.0	0.0	24.8
WKT-VS1-4		834962.7	818289.6	N/A	75.0	168.4	168.4	-52.5	3.0	0.0	3.0	0.0	28.5
WKT-VS2W-1		834925.1	818464.7	N/A	75.0	341.1	341.1	-58.7	3.0	0.0	3.0	0.0	0.0 *
WKT-VS2W-2A		834927.7	818481.0	N/A	68.0	357.4	357.4	-59.1	3.0	0.0	3.0	0.0	0.0 *
WKT-VS2W-2B		834927.7	818481.0	N/A	70.0	357.4	357.4	-59.1	3.0	0.0	3.0	0.0	0.0 *
WKT-VS2W-2C		834927.7	818481.0	N/A	70.0	357.4	357.4	-59.1	3.0	0.0	3.0	0.0	0.0 *
WKT-VS4-1		835144.1	818375.2	N/A	79.0	327.7	327.7	-58.3	3.0	0.0	3.0	0.0	0.0 *
WKT-VS4-4		835140.2	818372.2	N/A	74.0	322.9	322.9	-58.2	3.0	0.0	3.0	0.0	0.0 *
WKT-VS5-1		835158.2	818310.4	N/A	70.0	291.8	291.8	-57.3	3.0	0.0	3.0	0.0	18.7
WKT-VS5-2		835153.7	818303.7	N/A	92.0	284.0	284.0	-57.1	3.0	0.0	3.0	0.0	40.9
WKT-VS5-4		835157.7	818274.6	N/A	79.0	269.8	269.8	-56.6	3.0	0.0	3.0	0.0	28.4
WKT-VS6-1		835034.8	818104.1	N/A	77.0	102.7	102.7	-48.2	3.0	0.0	3.0	0.0	34.8
WKT-VS6-2A		835040.5	818108.4	N/A	60.0	107.6	107.6	-48.6	3.0	0.0	3.0	0.0	17.4
WKT-VS6-2B		835040.5	818108.4	N/A	62.0	107.6	107.6	-48.6	3.0	0.0	3.0	0.0	19.4
WKT-VS6-3A		835034.4	818112.5	N/A	62.0	101.0	101.0	-48.1	3.0	0.0	3.0	0.0	19.9
WKT-VS6-3B		835034.4	818112.5	N/A	66.0	101.0	101.0	-48.1	3.0	0.0	3.0	0.0	23.9
WKT-VS6-4		835034.4	818112.5	N/A	75.0	101.0	101.0	-48.1	3.0	0.0	3.0	0.0	32.9
WKT-VS6-5A		835034.4	818112.5	N/A	76.0	101.0	101.0	-48.1	3.0	0.0	3.0	0.0	33.9
WKT-VS6-5B		835034.4	818112.5	N/A	76.0	101.0	101.0	-48.1	3.0	0.0	3.0	0.0	33.9
WKT-VS6-6A		835034.4	818112.5	N/A	65.0	101.0	101.0	-48.1	3.0	0.0	3.0	0.0	22.9
WKT-VS6-6B		835034.4	818112.5	N/A	70.0	101.0	101.0	-48.1	3.0	0.0	3.0	0.0	27.9
WKT-VS6-7A		835028.5	818107.9	N/A	69.0	95.8	95.8	-47.6	3.0	0.0	3.0	0.0	27.4
WKT-VS6-7B		835028.5	818107.9	N/A	63.0	95.8	95.8	-47.6	3.0	0.0	3.0	0.0	21.4
WKT-PVS6-1		835036.6	818083.8	N/A	63.0	110.1	110.1	-48.8	3.0	0.0	3.0	0.0	20.2
WKT-PVS6-2		835034.6	818080.8	N/A	68.0	109.4	109.4	-48.8	3.0	0.0	3.0	0.0	25.2
WKT-PVS6-3A		835034.6	818080.8	N/A	69.0	109.4	109.4	-48.8	3.0	0.0	3.0	0.0	26.2
WKT-PVS6-3B		835034.6	818080.8	N/A	73.0	109.4	109.4	-48.8	3.0	0.0	3.0	0.0	30.2
WKT-PVS6-4		835029.6	818086.6	N/A	72.0	102.5	102.5	-48.2	3.0	0.0	3.0	0.0	29.8
WKT-VS7-1A		835141.3	818129.6	N/A	77.0	207.4	207.4	-54.3	3.0	0.0	3.0	0.0	28.7
WKT-VS7-1B		835142.4	818126.1	N/A	74.0	208.4	208.4	-54.4	3.0	0.0	3.0	0.0	25.6
WKT-VS7-2		835149.9	818138.7	N/A	69.0	216.4	216.4	-54.7	3.0	0.0	3.0	0.0	20.3
WKT-VS7-3		835149.9	818138.7	N/A	80.0	216.4	216.4	-54.7	3.0	0.0	3.0	0.0	31.3
WKT-G-D14VS-03A		835159.6	818130.5	N/A	81.0	225.7	225.7	-55.1	3.0	0.0	3.0	0.0	31.9
WKT-G-D14VS-04A		835151.2	818126.7	N/A	78.0	217.2	217.2	-54.7	3.0	0.0	3.0	0.0	29.3
WKT-G-G15VS-01A		835024.4	818040.6	N/A	75.0	122.8	122.8	-49.8	3.0	0.0	3.0	0.0	31.2
WKT-G-G15VS-01B		835022.7	818042.6	N/A	76.0	120.2	120.2	-49.6	3.0	0.0	3.0	0.0	32.4
WKT-G-G15VS-01C		835023.1	818044.5	N/A	74.0	119.2	119.2	-49.5	3.0	0.0	3.0	0.0	30.5
WKT-G-G15VS-03A Section 1		835036.3	818043.7	N/A	72.0	129.9	129.9	-50.3	3.0	0.0	3.0	0.0	27.7
WKT-G-G15VS-03A Section 2		835035.0	818045.4	N/A	73.0	127.8	127.8	-50.1	3.0	0.0	3.0	0.0	28.9
S01	Reference is made to the Product Catalogue in Appendix 3.6 for similar diameter Daikin: EWAD-D-SX 210)	834383.8	818162.5	24.6	84.0	551.6	551.6	-62.8	3.0	0.0	3.0	0.0	0.0 *
S02		834387.0	818165.4	24.6	84.0	548.6	548.6	-62.8	3.0	0.0	3.0	0.0	0.0 *
S03		834389.8	818168.7	24.6	84.0	546.1	546.1	-62.7	3.0	0.0	3.0	0.0	0.0 *
							ASR	**B**	**Noise standard:**		**65**	**Overall**	**59**

Note:
* - If the horizontal distance from NSR to noise source is over 300m, the correted noise level will be omitted in the calculation.
# - For a conservative approach, if the mPD level of fixed noise source is higher than the mPD level of NSRs, the slant dustance will be equal to the horizontal distance. Furthermore, if the information of the mPD is not aviliable (N/A), the slant dustance will be equal to the horizontal distance too.

Predicted Noise Level for Fixed Noise Impact Assessment - Base Case Scenario
Night Time
F702 NSR Coordinate: x = 834934.0 y = ###### z = 25.0

Source ID	Description	Fixed Noise Source Coordinate: x	y	z	SWL, dB(A)	Horizontal distance from source to NSR	Slant distance from source to NSR (m) #	Distance Corr.	Façade Corr.	Barrier Corr.	Tonality Corr.	Impulsive Corr.	CNL, dB(A)
N3	Reference is made to the "ER" presented in Appendix 3.1	834534.1	818215.8	13.5	93.0	410.4	410.5	-60.3	3.0	0.0	3.0	0.0	0.0 *
N4		834639.0	818214.2	13.0	88.0	308.6	308.8	-57.8	3.0	0.0	3.0	0.0	0.0 *
N5		834699.3	818217.7	17.3	89.0	252.8	252.9	-56.1	3.0	0.0	3.0	0.0	38.9
N6		834745.1	818216.0	12.0	85.0	210.2	210.6	-54.5	3.0	0.0	3.0	0.0	36.5
N7		834888.6	818321.0	7.8	0.0	202.5	203.2	-54.2	3.0	0.0	3.0	0.0	0.0
N8		834888.8	818354.9	10.3	0.0	235.6	236.0	-55.5	3.0	0.0	3.0	0.0	0.0
N9		834889.7	818400.0	10.3	0.0	279.8	280.2	-56.9	3.0	0.0	3.0	0.0	0.0
N10		834890.2	818429.5	8.3	0.0	308.9	309.4	-57.8	3.0	0.0	3.0	0.0	0.0
N11		834892.6	818480.5	10.8	0.0	359.2	359.5	-59.1	3.0	0.0	3.0	0.0	0.0
01D		834489.0	818105.1	15.4	69.0	445.4	445.5	-61.0	3.0	0.0	3.0	0.0	0.0 *
39D1		834489.0	818105.1	19.7	87.0	445.4	445.4	-61.0	3.0	0.0	3.0	0.0	0.0 *
39D2		834420.5	818100.3	28.7	87.0	514.0	514.0	-62.2	3.0	0.0	3.0	0.0	0.0 *
40D1		834497.8	817978.8	21.4	87.0	459.6	459.7	-61.2	3.0	0.0	3.0	0.0	0.0 *
40D2		834376.5	818021.1	21.4	87.0	566.9	566.9	-63.1	3.0	0.0	3.0	0.0	0.0 *
42D1		834475.7	818163.8	31.6	80.0	460.1	460.1	-61.3	3.0	0.0	3.0	0.0	0.0 *
42D2		834491.8	818158.0	31.6	80.0	443.5	443.5	-60.9	3.0	0.0	3.0	0.0	0.0 *
42D3		834474.7	818131.7	31.6	80.0	459.4	459.4	-61.2	3.0	0.0	3.0	0.0	0.0 *
42D4		834468.3	818147.3	31.6	80.0	466.3	466.3	-61.4	3.0	0.0	3.0	0.0	0.0 *
V03	Reference is made to the "Zone 2" presented in Appendix 3.3	835211.3	818109.3	15.4	65.0	277.7	277.8	-56.9	3.0	0.0	3.0	0.0	14.1
V04		835213.6	818059.6	15.4	70.0	286.9	287.0	-57.2	3.0	0.0	3.0	0.0	18.8
V10		835134.2	818106.8	15.4	75.0	200.9	201.1	-54.1	3.0	0.0	3.0	0.0	26.9
V11		835138.1	818054.6	15.4	70.0	215.5	215.7	-54.7	3.0	0.0	3.0	0.0	21.3
V14		835117.1	818061.6	15.4	65.0	193.3	193.6	-53.7	3.0	0.0	3.0	0.0	17.3
V16		835068.0	818088.1	15.4	69.0	138.6	139.0	-50.9	3.0	0.0	3.0	0.0	24.1
V17		835070.4	818054.2	15.4	66.0	153.1	153.4	-51.7	3.0	0.0	3.0	0.0	20.3
V18		835063.1	818053.7	15.4	70.0	146.9	147.2	-51.4	3.0	0.0	3.0	0.0	24.6
V19		835021.9	818028.9	15.4	70.0	129.3	129.6	-50.3	3.0	0.0	3.0	0.0	25.7
V20		835027.1	818075.3	15.4	72.0	104.9	105.4	-48.5	3.0	0.0	3.0	0.0	29.5
V21		835012.9	818048.3	15.4	72.0	109.1	109.6	-48.8	3.0	0.0	3.0	0.0	29.2
V22		835024.9	818075.5	15.4	72.0	102.9	103.3	-48.3	3.0	0.0	3.0	0.0	29.7
V25		834921.8	818147.3	15.4	78.0	26.6	28.2	-37.0	3.0	0.0	3.0	0.0	47.0
V26		834922.8	818075.5	15.4	80.0	49.5	50.4	-42.0	3.0	0.0	3.0	0.0	44.0
V27		834844.2	818112.2	15.4	75.0	90.5	91.0	-47.2	3.0	0.0	3.0	0.0	33.8
V28		834847.3	818068.5	15.4	84.0	102.8	103.2	-48.3	3.0	0.0	3.0	0.0	41.7
V29		834707.7	818124.3	15.4	72.0	226.3	226.5	-55.1	3.0	-10.0	3.0	0.0	12.9
V30		834688.5	818064.8	15.4	70.0	252.5	252.6	-56.1	3.0	0.0	3.0	0.0	19.9
29D	Reference is made to the "Zone 3" presented in Appendix 3.4	834621.0	818119.5	20.0	76.0	313.0	313.1	-57.9	3.0	-10.0	3.0	0.0	0.0 *
30D		834626.6	817951.1	9.9	70.0	352.5	352.9	-59.0	3.0	0.0	3.0	0.0	0.0 *
31D		834628.7	818011.4	18.8	74.0	325.3	325.4	-58.2	3.0	0.0	3.0	0.0	0.0 *
32D		834546.6	817989.2	50.0	75.0	410.1	410.1	-60.3	3.0	0.0	3.0	0.0	0.0 *
WKT-VS1-1	Reference is made to the "CTR-XRL" presented in Appendix 3.2	834966.4	818290.5	N/A	67.0	169.9	169.9	-52.6	3.0	0.0	3.0	0.0	20.4
WKT-VS1-2		834995.2	818282.6	N/A	72.0	170.3	170.3	-52.6	3.0	0.0	3.0	0.0	25.4
WKT-VS1-3		834968.6	818303.1	N/A	72.0	182.7	182.7	-53.2	3.0	0.0	3.0	0.0	24.8
WKT-VS1-4		834962.7	818289.6	N/A	75.0	168.4	168.4	-52.5	3.0	0.0	3.0	0.0	28.5
WKT-VS2W-1		834925.1	818464.7	N/A	75.0	341.1	341.1	-58.7	3.0	0.0	3.0	0.0	0.0 *
WKT-VS2W-2A		834927.7	818481.0	N/A	68.0	357.4	357.4	-59.1	3.0	0.0	3.0	0.0	0.0 *
WKT-VS2W-2B		834927.7	818481.0	N/A	70.0	357.4	357.4	-59.1	3.0	0.0	3.0	0.0	0.0 *
WKT-VS2W-2C		834927.7	818481.0	N/A	70.0	357.4	357.4	-59.1	3.0	0.0	3.0	0.0	0.0 *
WKT-VS4-1		835144.1	818375.2	N/A	79.0	327.7	327.7	-58.3	3.0	0.0	3.0	0.0	0.0 *
WKT-VS4-4		835140.2	818372.2	N/A	74.0	322.9	322.9	-58.2	3.0	0.0	3.0	0.0	0.0 *
WKT-VS5-1		835158.2	818310.4	N/A	70.0	291.8	291.8	-57.3	3.0	0.0	3.0	0.0	18.7
WKT-VS5-2		835153.7	818303.7	N/A	92.0	284.0	284.0	-57.1	3.0	0.0	3.0	0.0	40.9
WKT-VS5-4		835157.7	818274.6	N/A	79.0	269.8	269.8	-56.6	3.0	0.0	3.0	0.0	28.4
WKT-VS6-1		835034.8	818104.1	N/A	77.0	102.7	102.7	-48.2	3.0	0.0	3.0	0.0	34.8
WKT-VS6-2A		835040.5	818108.4	N/A	60.0	107.6	107.6	-48.6	3.0	0.0	3.0	0.0	17.4
WKT-VS6-2B		835040.5	818108.4	N/A	62.0	107.6	107.6	-48.6	3.0	0.0	3.0	0.0	19.4
WKT-VS6-3A		835034.4	818112.5	N/A	62.0	101.0	101.0	-48.1	3.0	0.0	3.0	0.0	19.9
WKT-VS6-3B		835034.4	818112.5	N/A	66.0	101.0	101.0	-48.1	3.0	0.0	3.0	0.0	23.9
WKT-VS6-4		835034.4	818112.5	N/A	75.0	101.0	101.0	-48.1	3.0	0.0	3.0	0.0	32.9
WKT-VS6-5A		835034.4	818112.5	N/A	76.0	101.0	101.0	-48.1	3.0	0.0	3.0	0.0	33.9
WKT-VS6-5B		835034.4	818112.5	N/A	76.0	101.0	101.0	-48.1	3.0	0.0	3.0	0.0	33.9
WKT-VS6-6A		835034.4	818112.5	N/A	65.0	101.0	101.0	-48.1	3.0	0.0	3.0	0.0	22.9
WKT-VS6-6B		835034.4	818112.5	N/A	70.0	101.0	101.0	-48.1	3.0	0.0	3.0	0.0	27.9
WKT-VS6-7A		835028.5	818107.9	N/A	69.0	95.8	95.8	-47.6	3.0	0.0	3.0	0.0	27.4
WKT-VS6-7B		835028.5	818107.9	N/A	63.0	95.8	95.8	-47.6	3.0	0.0	3.0	0.0	21.4
WKT-PVS6-1		835036.6	818083.8	N/A	63.0	110.1	110.1	-48.8	3.0	0.0	3.0	0.0	20.2
WKT-PVS6-2		835034.6	818080.8	N/A	68.0	109.4	109.4	-48.8	3.0	0.0	3.0	0.0	25.2
WKT-PVS6-3A		835034.6	818080.8	N/A	69.0	109.4	109.4	-48.8	3.0	0.0	3.0	0.0	26.2
WKT-PVS6-3B		835034.6	818080.8	N/A	73.0	109.4	109.4	-48.8	3.0	0.0	3.0	0.0	30.2
WKT-PVS6-4		835029.6	818086.6	N/A	72.0	102.5	102.5	-48.2	3.0	0.0	3.0	0.0	29.8
WKT-VS7-1A		835141.3	818129.6	N/A	77.0	207.4	207.4	-54.3	3.0	0.0	3.0	0.0	28.7
WKT-VS7-1B		835142.4	818126.1	N/A	74.0	208.4	208.4	-54.4	3.0	0.0	3.0	0.0	25.6
WKT-VS7-2		835149.9	818138.7	N/A	69.0	216.4	216.4	-54.7	3.0	0.0	3.0	0.0	20.3
WKT-VS7-3		835149.9	818138.7	N/A	80.0	216.4	216.4	-54.7	3.0	0.0	3.0	0.0	31.3
WKT-G-D14VS-03A		835159.6	818130.5	N/A	81.0	225.7	225.7	-55.1	3.0	0.0	3.0	0.0	31.9
WKT-G-D14VS-04A		835151.2	818126.7	N/A	78.0	217.2	217.2	-54.7	3.0	0.0	3.0	0.0	29.3
WKT-G-G15VS-01A		835024.4	818040.6	N/A	75.0	122.8	122.8	-49.8	3.0	0.0	3.0	0.0	31.2
WKT-G-G15VS-01B		835022.7	818042.6	N/A	76.0	120.2	120.2	-49.6	3.0	0.0	3.0	0.0	32.4
WKT-G-G15VS-01C		835023.1	818044.5	N/A	74.0	119.2	119.2	-49.5	3.0	0.0	3.0	0.0	30.5
WKT-G-G15VS-03A Section 1		835036.3	818043.7	N/A	72.0	129.9	129.9	-50.3	3.0	0.0	3.0	0.0	27.7
WKT-G-G15VS-03A Section 2		835035.0	818045.4	N/A	73.0	127.8	127.8	-50.1	3.0	0.0	3.0	0.0	28.9
S01	Reference is made to the Product Catalogue in Appendix 3.6 for similar diameter Daikin: EWAD-D-SX 210)	834383.8	818162.5	24.6	84.0	551.6	551.6	-62.8	3.0	0.0	3.0	0.0	0.0 *
S02		834387.0	818165.4	24.6	84.0	548.6	548.6	-62.8	3.0	0.0	3.0	0.0	0.0 *
S03		834389.8	818168.7	24.6	84.0	546.1	546.1	-62.7	3.0	0.0	3.0	0.0	0.0 *
							ASR	**B**	**Noise standard:**		**55**	**Overall**	**52**

Note:
* - If the horizontal distance from NSR to noise source is over 300m, the correted noise level will be omitted in the calculation.
# - For a conservative approach, if the mPD level of fixed noise source is higher than the mPD level of NSRs, the slant dustance will be equal to the horizontal distance. Furthermore, if the information of the mPD is not aviliable (N/A), the slant dustance will be equal to the horizontal distance too.

Predicted Noise Level for Fixed Noise Impact Assessment - Base Case Scenario
Day/Evening Time
F703

NSR Coordinate: x = 834920.4 y = ###### z = 25.0

Source ID	Description	Fixed Noise Source Coordinate: x	y	z	SWL, dB(A)	Horizontal distance from source to NSR	Slant distance from source to NSR (m) #	Distance Corr.	Façade Corr.	Barrier Corr.	Tonality Corr.	Impulsive Corr.	CNL, dB(A)
N3	Reference is made to the "ER" presented in Appendix 3.1	834534.1	818215.8	13.5	95.0	401.0	401.2	-60.1	3.0	0.0	3.0	0.0	0.0 *
N4		834639.0	818214.2	13.0	93.0	300.7	301.0	-57.6	3.0	0.0	3.0	0.0	0.0 *
N5		834699.3	818217.7	17.3	93.0	246.8	246.9	-55.9	3.0	0.0	3.0	0.0	43.1
N6		834745.1	818216.0	12.0	88.0	205.8	206.3	-54.3	3.0	0.0	3.0	0.0	39.7
N7		834888.6	818321.0	7.8	92.0	215.3	215.9	-54.7	3.0	0.0	3.0	0.0	43.3
N8		834888.8	818354.9	10.3	96.0	248.8	249.2	-55.9	3.0	0.0	3.0	0.0	46.1
N9		834889.7	818400.0	10.3	95.0	293.5	293.9	-57.4	3.0	0.0	3.0	0.0	43.6
N10		834890.2	818429.5	8.3	95.0	322.8	323.2	-58.2	3.0	0.0	3.0	0.0	0.0 *
N11		834892.6	818480.5	10.8	107.0	373.4	373.7	-59.5	3.0	0.0	3.0	0.0	0.0 *
01D		834489.0	818105.1	15.4	85.0	431.4	431.5	-60.7	3.0	0.0	3.0	0.0	0.0 *
39D1		834489.0	818105.1	19.7	98.0	431.4	431.4	-60.7	3.0	0.0	3.0	0.0	0.0 *
39D2		834420.5	818100.3	28.7	98.0	500.0	500.0	-62.0	3.0	0.0	3.0	0.0	0.0 *
40D1		834497.8	817978.8	21.4	98.0	441.9	442.0	-60.9	3.0	0.0	3.0	0.0	0.0 *
40D2		834376.5	818021.1	21.4	98.0	550.8	550.8	-62.8	3.0	0.0	3.0	0.0	0.0 *
42D1		834475.7	818163.8	31.6	98.0	448.2	448.2	-61.0	3.0	0.0	3.0	0.0	0.0 *
42D2		834491.8	818158.0	31.6	98.0	431.5	431.5	-60.7	3.0	0.0	3.0	0.0	0.0 *
42D3		834474.7	818131.7	31.6	98.0	446.3	446.3	-61.0	3.0	0.0	3.0	0.0	0.0 *
42D4		834468.3	818147.3	31.6	98.0	453.8	453.8	-61.1	3.0	0.0	3.0	0.0	0.0 *
V03	Reference is made to the "Zone 2" presented in Appendix 3.3	835211.3	818109.3	15.4	87.0	290.9	291.1	-57.3	3.0	0.0	3.0	0.0	35.7
V04		835213.6	818059.6	15.4	80.0	297.2	297.3	-57.5	3.0	0.0	3.0	0.0	28.5
V10		835134.2	818106.8	15.4	85.0	213.8	214.0	-54.6	3.0	0.0	3.0	0.0	36.4
V11		835138.1	818054.6	15.4	80.0	224.2	224.4	-55.0	3.0	0.0	3.0	0.0	31.0
V14		835117.1	818061.6	15.4	78.0	202.1	202.3	-54.1	3.0	0.0	3.0	0.0	29.9
V16		835068.0	818088.1	15.4	85.0	148.9	149.3	-51.5	3.0	0.0	3.0	0.0	39.5
V17		835070.4	818054.2	15.4	77.0	159.4	159.7	-52.1	3.0	0.0	3.0	0.0	30.9
V18		835063.1	818053.7	15.4	79.0	152.7	153.0	-51.7	3.0	0.0	3.0	0.0	33.3
V19		835021.9	818028.9	15.4	79.0	128.7	129.1	-50.2	3.0	0.0	3.0	0.0	34.8
V20		835027.1	818075.3	15.4	85.0	111.6	112.0	-49.0	3.0	0.0	3.0	0.0	42.0
V21		835012.9	818048.3	15.4	83.0	110.1	110.6	-48.9	3.0	0.0	3.0	0.0	40.1
V22		835024.9	818075.5	15.4	85.0	109.5	109.9	-48.8	3.0	0.0	3.0	0.0	42.2
V25		834921.8	818147.3	15.4	87.0	39.2	40.4	-40.1	3.0	0.0	3.0	0.0	52.9
V26		834922.8	818075.5	15.4	87.0	32.7	34.1	-38.6	3.0	0.0	3.0	0.0	54.4
V27		834844.2	818112.2	15.4	86.0	76.3	76.9	-45.7	3.0	0.0	3.0	0.0	46.3
V28		834847.3	818068.5	15.4	86.0	83.1	83.7	-46.5	3.0	0.0	3.0	0.0	45.5
V29		834707.7	818124.3	15.4	87.0	213.3	213.5	-54.6	3.0	-10.0	3.0	0.0	28.4
V30		834688.5	818064.8	15.4	87.0	235.9	236.1	-55.5	3.0	0.0	3.0	0.0	37.5
29D	Reference is made to the "Zone 3" presented in Appendix 3.4	834621.0	818119.5	20.0	87.0	299.6	299.7	-57.5	3.0	-10.0	3.0	0.0	25.5
30D		834626.6	817951.1	9.9	84.0	333.1	333.5	-58.5	3.0	0.0	3.0	0.0	0.0 *
31D		834628.7	818011.4	18.8	86.0	307.3	307.4	-57.8	3.0	0.0	3.0	0.0	0.0 *
32D		834546.6	817989.2	50.0	85.0	392.3	392.3	-59.9	3.0	0.0	3.0	0.0	0.0 *
WKT-VS1-1	Reference is made to the "CTR-XRL" presented in Appendix 3.2	834966.4	818290.5	N/A	67.0	188.1	188.1	-53.5	3.0	0.0	3.0	0.0	19.5
WKT-VS1-2		834995.2	818282.6	N/A	72.0	189.9	189.9	-53.6	3.0	0.0	3.0	0.0	24.4
WKT-VS1-3		834968.6	818303.1	N/A	72.0	200.9	200.9	-54.1	3.0	0.0	3.0	0.0	23.9
WKT-VS1-4		834962.7	818289.6	N/A	75.0	186.4	186.4	-53.4	3.0	0.0	3.0	0.0	27.6
WKT-VS2W-1		834925.1	818464.7	N/A	75.0	356.6	356.6	-59.0	3.0	0.0	3.0	0.0	0.0 *
WKT-VS2W-2A		834927.7	818481.0	N/A	68.0	373.0	373.0	-59.4	3.0	0.0	3.0	0.0	0.0 *
WKT-VS2W-2B		834927.7	818481.0	N/A	70.0	373.0	373.0	-59.4	3.0	0.0	3.0	0.0	0.0 *
WKT-VS2W-2C		834927.7	818481.0	N/A	70.0	373.0	373.0	-59.4	3.0	0.0	3.0	0.0	0.0 *
WKT-VS4-1		835144.1	818375.2	N/A	79.0	348.4	348.4	-58.8	3.0	0.0	3.0	0.0	0.0 *
WKT-VS4-4		835140.2	818372.2	N/A	74.0	343.6	343.6	-58.7	3.0	0.0	3.0	0.0	0.0 *
WKT-VS5-1		835158.2	818310.4	N/A	70.0	312.2	312.2	-57.9	3.0	0.0	3.0	0.0	0.0 *
WKT-VS5-2		835153.7	818303.7	N/A	92.0	304.4	304.4	-57.7	3.0	0.0	3.0	0.0	0.0 *
WKT-VS5-4		835157.7	818274.6	N/A	79.0	289.9	289.9	-57.2	3.0	0.0	3.0	0.0	27.8
WKT-VS6-1		835034.8	818104.1	N/A	77.0	114.5	114.5	-49.2	3.0	0.0	3.0	0.0	33.8
WKT-VS6-2A		835040.5	818108.4	N/A	60.0	120.1	120.1	-49.6	3.0	0.0	3.0	0.0	16.4
WKT-VS6-2B		835040.5	818108.4	N/A	62.0	120.1	120.1	-49.6	3.0	0.0	3.0	0.0	18.4
WKT-VS6-3A		835034.4	818112.5	N/A	62.0	114.1	114.1	-49.1	3.0	0.0	3.0	0.0	18.9
WKT-VS6-3B		835034.4	818112.5	N/A	66.0	114.1	114.1	-49.1	3.0	0.0	3.0	0.0	22.9
WKT-VS6-4		835034.4	818112.5	N/A	75.0	114.1	114.1	-49.1	3.0	0.0	3.0	0.0	31.9
WKT-VS6-5A		835034.4	818112.5	N/A	76.0	114.1	114.1	-49.1	3.0	0.0	3.0	0.0	32.9
WKT-VS6-5B		835034.4	818112.5	N/A	76.0	114.1	114.1	-49.1	3.0	0.0	3.0	0.0	32.9
WKT-VS6-6A		835034.4	818112.5	N/A	65.0	114.1	114.1	-49.1	3.0	0.0	3.0	0.0	21.9
WKT-VS6-6B		835034.4	818112.5	N/A	70.0	114.1	114.1	-49.1	3.0	0.0	3.0	0.0	26.9
WKT-VS6-7A		835028.5	818107.9	N/A	69.0	108.1	108.1	-48.7	3.0	0.0	3.0	0.0	26.3
WKT-VS6-7B		835028.5	818107.9	N/A	63.0	108.1	108.1	-48.7	3.0	0.0	3.0	0.0	20.3
WKT-PVS6-1		835036.6	818083.8	N/A	63.0	118.7	118.7	-49.5	3.0	0.0	3.0	0.0	19.5
WKT-PVS6-2		835034.6	818080.8	N/A	68.0	117.4	117.4	-49.4	3.0	0.0	3.0	0.0	24.6
WKT-PVS6-3A		835034.6	818080.8	N/A	69.0	117.4	117.4	-49.4	3.0	0.0	3.0	0.0	25.6
WKT-PVS6-3B		835034.6	818080.8	N/A	73.0	117.4	117.4	-49.4	3.0	0.0	3.0	0.0	29.6
WKT-PVS6-4		835029.6	818086.6	N/A	72.0	111.3	111.3	-48.9	3.0	0.0	3.0	0.0	29.1
WKT-VS7-1A		835141.3	818129.6	N/A	77.0	221.9	221.9	-54.9	3.0	0.0	3.0	0.0	28.1
WKT-VS7-1B		835142.4	818126.1	N/A	74.0	222.7	222.7	-55.0	3.0	0.0	3.0	0.0	25.0
WKT-VS7-2		835149.9	818138.7	N/A	69.0	231.5	231.5	-55.3	3.0	0.0	3.0	0.0	19.7
WKT-VS7-3		835149.9	818138.7	N/A	80.0	231.5	231.5	-55.3	3.0	0.0	3.0	0.0	30.7
WKT-G-D14VS-03A		835159.6	818130.5	N/A	81.0	240.2	240.2	-55.6	3.0	0.0	3.0	0.0	31.4
WKT-G-D14VS-04A		835151.2	818126.7	N/A	78.0	231.5	231.5	-55.3	3.0	0.0	3.0	0.0	28.7
WKT-G-G15VS-01A		835024.4	818040.6	N/A	75.0	124.0	124.0	-49.9	3.0	0.0	3.0	0.0	31.1
WKT-G-G15VS-01B		835022.7	818042.6	N/A	76.0	121.5	121.5	-49.7	3.0	0.0	3.0	0.0	32.3
WKT-G-G15VS-01C		835023.1	818044.5	N/A	74.0	120.8	120.8	-49.6	3.0	0.0	3.0	0.0	30.4
WKT-G-G15VS-03A Section 1		835036.3	818043.7	N/A	72.0	132.6	132.6	-50.5	3.0	0.0	3.0	0.0	27.5
WKT-G-G15VS-03A Section 2		835035.0	818045.4	N/A	73.0	130.6	130.6	-50.3	3.0	0.0	3.0	0.0	28.7
S01	Reference is made to the Product Catalogue in Appendix 3.6 for similar diameter Daikin: EWAD-D-SX 210)	834383.8	818162.5	24.6	84.0	539.4	539.4	-62.6	3.0	0.0	3.0	0.0	0.0 *
S02		834387.0	818165.4	24.6	84.0	536.5	536.5	-62.6	3.0	0.0	3.0	0.0	0.0 *
S03		834389.8	818168.7	24.6	84.0	534.0	534.0	-62.6	3.0	0.0	3.0	0.0	0.0 *
							ASR	**B**	**Noise standard:**		**65**	**Overall**	**59**

Note:
* - If the horizontal distance from NSR to noise source is over 300m, the correted noise level will be omitted in the calculation.
# - For a conservative approach, if the mPD level of fixed noise source is higher than the mPD level of NSRs, the slant dustance will be equal to the horizontal distance. Furthermore, if the information of the mPD is not aviliable (N/A), the slant dustance will be equal to the horizontal distance too.

Predicted Noise Level for Fixed Noise Impact Assessment - Base Case Scenario
Night Time
F703

NSR Coordinate: x = 834920.4 y = ###### z = 25.0

Source ID	Description	Fixed Noise Source Coordinate: x	y	z	SWL, dB(A)	Horizontal distance from source to NSR	Slant distance from source to NSR (m) #	Distance Corr.	Façade Corr.	Barrier Corr.	Tonality Corr.	Impulsive Corr.	CNL, dB(A)
N3	Reference is made to the "ER" presented in Appendix 3.1	834534.1	818215.8	13.5	93.0	401.0	401.2	-60.1	3.0	0.0	3.0	0.0	0.0 *
N4		834639.0	818214.2	13.0	88.0	300.7	301.0	-57.6	3.0	0.0	3.0	0.0	0.0 *
N5		834699.3	818217.7	17.3	89.0	246.8	246.9	-55.9	3.0	0.0	3.0	0.0	39.1
N6		834745.1	818216.0	12.0	85.0	205.8	206.3	-54.3	3.0	0.0	3.0	0.0	36.7
N7		834888.6	818321.0	7.8	0.0	215.3	215.9	-54.7	3.0	0.0	3.0	0.0	0.0
N8		834888.8	818354.9	10.3	0.0	248.8	249.2	-55.9	3.0	0.0	3.0	0.0	0.0
N9		834889.7	818400.0	10.3	0.0	293.5	293.9	-57.4	3.0	0.0	3.0	0.0	0.0
N10		834890.2	818429.5	8.3	0.0	322.8	323.2	-58.2	3.0	0.0	3.0	0.0	0.0
N11		834892.6	818480.5	10.8	0.0	373.4	373.7	-59.5	3.0	0.0	3.0	0.0	0.0
01D		834489.0	818105.1	15.4	69.0	431.4	431.5	-60.7	3.0	0.0	3.0	0.0	0.0 *
39D1		834489.0	818105.1	19.7	87.0	431.4	431.4	-60.7	3.0	0.0	3.0	0.0	0.0 *
39D2		834420.5	818100.3	28.7	87.0	500.0	500.0	-62.0	3.0	0.0	3.0	0.0	0.0 *
40D1		834497.8	817978.8	21.4	87.0	441.9	442.0	-60.9	3.0	0.0	3.0	0.0	0.0 *
40D2		834376.5	818021.1	21.4	87.0	550.8	550.8	-62.8	3.0	0.0	3.0	0.0	0.0 *
42D1		834475.7	818163.8	31.6	80.0	448.2	448.2	-61.0	3.0	0.0	3.0	0.0	0.0 *
42D2		834491.8	818158.0	31.6	80.0	431.5	431.5	-60.7	3.0	0.0	3.0	0.0	0.0 *
42D3		834474.7	818131.7	31.6	80.0	446.3	446.3	-61.0	3.0	0.0	3.0	0.0	0.0 *
42D4		834468.3	818147.3	31.6	80.0	453.8	453.8	-61.1	3.0	0.0	3.0	0.0	0.0 *
V03	Reference is made to the "Zone 2" presented in Appendix 3.3	835211.3	818109.3	15.4	65.0	290.9	291.1	-57.3	3.0	0.0	3.0	0.0	13.7
V04		835213.6	818059.6	15.4	70.0	297.2	297.3	-57.5	3.0	0.0	3.0	0.0	18.5
V10		835134.2	818106.8	15.4	75.0	213.8	214.0	-54.6	3.0	0.0	3.0	0.0	26.4
V11		835138.1	818054.6	15.4	70.0	224.2	224.4	-55.0	3.0	0.0	3.0	0.0	21.0
V14		835117.1	818061.6	15.4	65.0	202.1	202.3	-54.1	3.0	0.0	3.0	0.0	16.9
V16		835068.0	818088.1	15.4	69.0	148.9	149.3	-51.5	3.0	0.0	3.0	0.0	23.5
V17		835070.4	818054.2	15.4	66.0	159.4	159.7	-52.1	3.0	0.0	3.0	0.0	19.9
V18		835063.1	818053.7	15.4	70.0	152.7	153.0	-51.7	3.0	0.0	3.0	0.0	24.3
V19		835021.9	818028.9	15.4	70.0	128.7	129.1	-50.2	3.0	0.0	3.0	0.0	25.8
V20		835027.1	818075.3	15.4	72.0	111.6	112.0	-49.0	3.0	0.0	3.0	0.0	29.0
V21		835012.9	818048.3	15.4	72.0	110.1	110.6	-48.9	3.0	0.0	3.0	0.0	29.1
V22		835024.9	818075.5	15.4	72.0	109.5	109.9	-48.8	3.0	0.0	3.0	0.0	29.2
V25		834921.8	818147.3	15.4	78.0	39.2	40.4	-40.1	3.0	0.0	3.0	0.0	43.9
V26		834922.8	818075.5	15.4	80.0	32.7	34.1	-38.6	3.0	0.0	3.0	0.0	47.4
V27		834844.2	818112.2	15.4	75.0	76.3	76.9	-45.7	3.0	0.0	3.0	0.0	35.3
V28		834847.3	818068.5	15.4	84.0	83.1	83.7	-46.5	3.0	0.0	3.0	0.0	43.5
V29		834707.7	818124.3	15.4	72.0	213.3	213.5	-54.6	3.0	-10.0	3.0	0.0	13.4
V30		834688.5	818064.8	15.4	70.0	235.9	236.1	-55.5	3.0	0.0	3.0	0.0	20.5
29D	Reference is made to the "Zone 3" presented in Appendix 3.4	834621.0	818119.5	20.0	76.0	299.6	299.7	-57.5	3.0	-10.0	3.0	0.0	14.5
30D		834626.6	817951.1	9.9	70.0	333.1	333.5	-58.5	3.0	0.0	3.0	0.0	0.0 *
31D		834628.7	818011.4	18.8	74.0	307.3	307.4	-57.8	3.0	0.0	3.0	0.0	0.0 *
32D		834546.6	817989.2	50.0	75.0	392.3	392.3	-59.9	3.0	0.0	3.0	0.0	0.0 *
WKT-VS1-1	Reference is made to the "CTR-XRL" presented in Appendix 3.2	834966.4	818290.5	N/A	67.0	188.1	188.1	-53.5	3.0	0.0	3.0	0.0	19.5
WKT-VS1-2		834995.2	818282.6	N/A	72.0	189.9	189.9	-53.6	3.0	0.0	3.0	0.0	24.4
WKT-VS1-3		834968.6	818303.1	N/A	72.0	200.9	200.9	-54.1	3.0	0.0	3.0	0.0	23.9
WKT-VS1-4		834962.7	818289.6	N/A	75.0	186.4	186.4	-53.4	3.0	0.0	3.0	0.0	27.6
WKT-VS2W-1		834925.1	818464.7	N/A	75.0	356.6	356.6	-59.0	3.0	0.0	3.0	0.0	0.0 *
WKT-VS2W-2A		834927.7	818481.0	N/A	68.0	373.0	373.0	-59.4	3.0	0.0	3.0	0.0	0.0 *
WKT-VS2W-2B		834927.7	818481.0	N/A	70.0	373.0	373.0	-59.4	3.0	0.0	3.0	0.0	0.0 *
WKT-VS2W-2C		834927.7	818481.0	N/A	70.0	373.0	373.0	-59.4	3.0	0.0	3.0	0.0	0.0 *
WKT-VS4-1		835144.1	818375.2	N/A	79.0	348.4	348.4	-58.8	3.0	0.0	3.0	0.0	0.0 *
WKT-VS4-4		835140.2	818372.2	N/A	74.0	343.6	343.6	-58.7	3.0	0.0	3.0	0.0	0.0 *
WKT-VS5-1		835158.2	818310.4	N/A	70.0	312.2	312.2	-57.9	3.0	0.0	3.0	0.0	0.0 *
WKT-VS5-2		835153.7	818303.7	N/A	92.0	304.4	304.4	-57.7	3.0	0.0	3.0	0.0	0.0 *
WKT-VS5-4		835157.7	818274.6	N/A	79.0	289.9	289.9	-57.2	3.0	0.0	3.0	0.0	27.8
WKT-VS6-1		835034.8	818104.1	N/A	77.0	114.5	114.5	-49.2	3.0	0.0	3.0	0.0	33.8
WKT-VS6-2A		835040.5	818108.4	N/A	60.0	120.1	120.1	-49.6	3.0	0.0	3.0	0.0	16.4
WKT-VS6-2B		835040.5	818108.4	N/A	62.0	120.1	120.1	-49.6	3.0	0.0	3.0	0.0	18.4
WKT-VS6-3A		835034.4	818112.5	N/A	62.0	114.1	114.1	-49.1	3.0	0.0	3.0	0.0	18.9
WKT-VS6-3B		835034.4	818112.5	N/A	66.0	114.1	114.1	-49.1	3.0	0.0	3.0	0.0	22.9
WKT-VS6-4		835034.4	818112.5	N/A	75.0	114.1	114.1	-49.1	3.0	0.0	3.0	0.0	31.9
WKT-VS6-5A		835034.4	818112.5	N/A	76.0	114.1	114.1	-49.1	3.0	0.0	3.0	0.0	32.9
WKT-VS6-5B		835034.4	818112.5	N/A	76.0	114.1	114.1	-49.1	3.0	0.0	3.0	0.0	32.9
WKT-VS6-6A		835034.4	818112.5	N/A	65.0	114.1	114.1	-49.1	3.0	0.0	3.0	0.0	21.9
WKT-VS6-6B		835034.4	818112.5	N/A	70.0	114.1	114.1	-49.1	3.0	0.0	3.0	0.0	26.9
WKT-VS6-7A		835028.5	818107.9	N/A	69.0	108.1	108.1	-48.7	3.0	0.0	3.0	0.0	26.3
WKT-VS6-7B		835028.5	818107.9	N/A	63.0	108.1	108.1	-48.7	3.0	0.0	3.0	0.0	20.3
WKT-PVS6-1		835036.6	818083.8	N/A	63.0	118.7	118.7	-49.5	3.0	0.0	3.0	0.0	19.5
WKT-PVS6-2		835034.6	818080.8	N/A	68.0	117.4	117.4	-49.4	3.0	0.0	3.0	0.0	24.6
WKT-PVS6-3A		835034.6	818080.8	N/A	69.0	117.4	117.4	-49.4	3.0	0.0	3.0	0.0	25.6
WKT-PVS6-3B		835034.6	818080.8	N/A	73.0	117.4	117.4	-49.4	3.0	0.0	3.0	0.0	29.6
WKT-PVS6-4		835029.6	818086.6	N/A	72.0	111.3	111.3	-48.9	3.0	0.0	3.0	0.0	29.1
WKT-VS7-1A		835141.3	818129.6	N/A	77.0	221.9	221.9	-54.9	3.0	0.0	3.0	0.0	28.1
WKT-VS7-1B		835142.4	818126.1	N/A	74.0	222.7	222.7	-55.0	3.0	0.0	3.0	0.0	25.0
WKT-VS7-2		835149.9	818138.7	N/A	69.0	231.5	231.5	-55.3	3.0	0.0	3.0	0.0	19.7
WKT-VS7-3		835149.9	818138.7	N/A	80.0	231.5	231.5	-55.3	3.0	0.0	3.0	0.0	30.7
WKT-G-D14VS-03A		835159.6	818130.5	N/A	81.0	240.2	240.2	-55.6	3.0	0.0	3.0	0.0	31.4
WKT-G-D14VS-04A		835151.2	818126.7	N/A	78.0	231.5	231.5	-55.3	3.0	0.0	3.0	0.0	28.7
WKT-G-G15VS-01A		835024.4	818040.6	N/A	75.0	124.0	124.0	-49.9	3.0	0.0	3.0	0.0	31.1
WKT-G-G15VS-01B		835022.7	818042.6	N/A	76.0	121.5	121.5	-49.7	3.0	0.0	3.0	0.0	32.3
WKT-G-G15VS-01C		835023.1	818044.5	N/A	74.0	120.8	120.8	-49.6	3.0	0.0	3.0	0.0	30.4
WKT-G-G15VS-03A Section 1		835036.3	818043.7	N/A	72.0	132.6	132.6	-50.5	3.0	0.0	3.0	0.0	27.5
WKT-G-G15VS-03A Section 2		835035.0	818045.4	N/A	73.0	130.6	130.6	-50.3	3.0	0.0	3.0	0.0	28.7
S01	Reference is made to the Product Catalogue in Appendix 3.6 for similar diameter Daikin: EWAD-D-SX 210)	834383.8	818162.5	24.6	84.0	539.4	539.4	-62.6	3.0	0.0	3.0	0.0	0.0 *
S02		834387.0	818165.4	24.6	84.0	536.5	536.5	-62.6	3.0	0.0	3.0	0.0	0.0 *
S03		834389.8	818168.7	24.6	84.0	534.0	534.0	-62.6	3.0	0.0	3.0	0.0	0.0 *
							ASR	**B**	**Noise standard:**		**55**	**Overall**	**52**

Note:
* - If the horizontal distance from NSR to noise source is over 300m, the correted noise level will be omitted in the calculation.
# - For a conservative approach, if the mPD level of fixed noise source is higher than the mPD level of NSRs, the slant dustance will be equal to the horizontal distance. Furthermore, if the information of the mPD is not aviliable (N/A), the slant dustance will be equal to the horizontal distance too.