

Responses-to-Comments

Temporary Public Vehicle Park (Excluding Container Vehicles) for a Period of 5 Years in ‘Village Type Development’ Zone, Lot 1422 RP (Part) in D.D. 83, Lung Yeuk Tau, Fanling, N.T.

(Application No. A/NE-LYT/824)

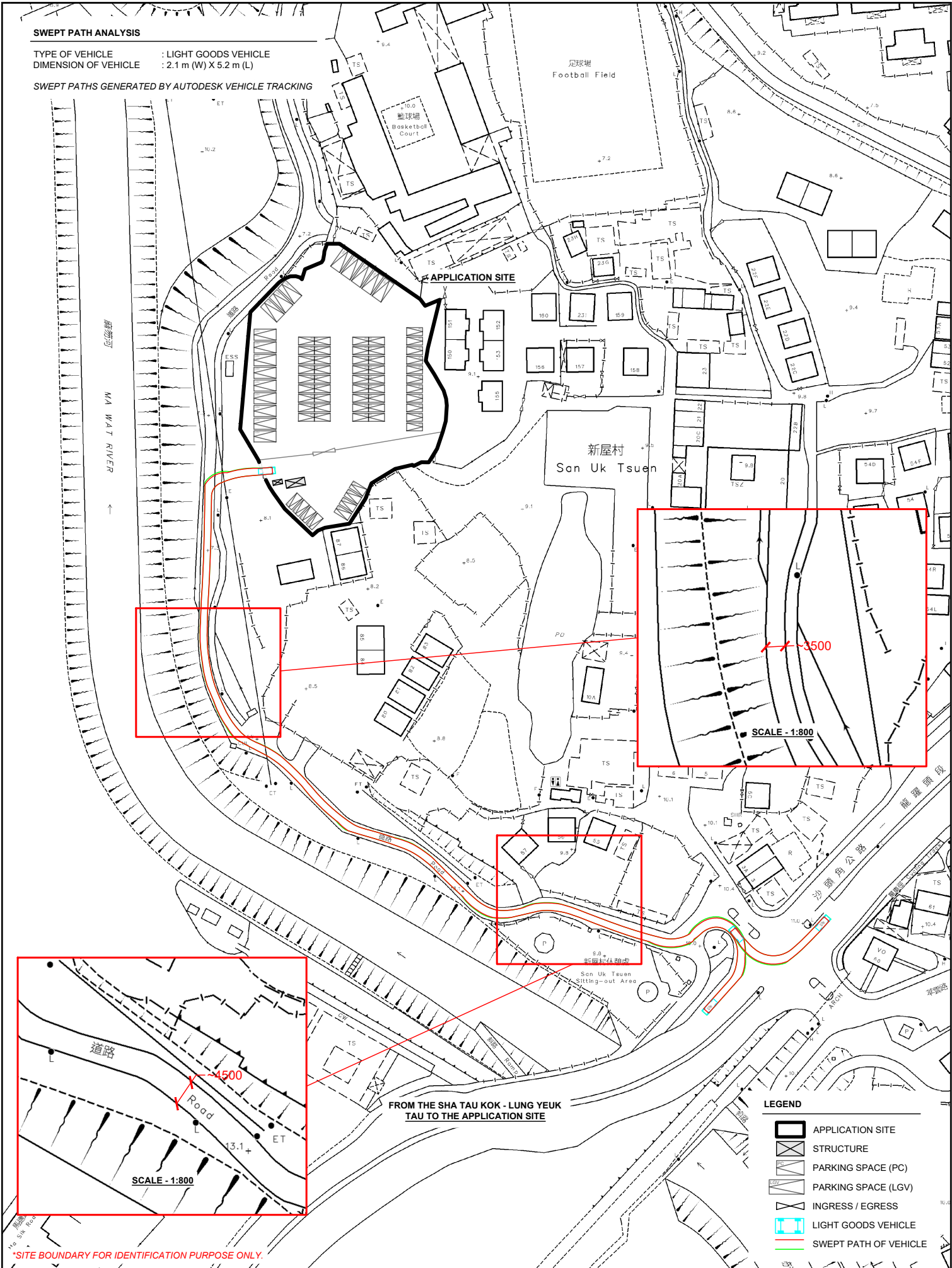
(i) A RtoC Table:

Departmental Comments		Applicant’s Responses
1. Comments of the Commission for Transport (Contact Person: Mr. Jeffrey LAM; Tel.: 2399 2549)		
(a)	The applicant should advise the width of the vehicular access leading to the site;	The width of the vehicular access leading to the application site (the Site) is approximately 3.5 m to 4.5 m (Plans 1 and 2).
(b)	The applicant shall demonstrate the satisfactory maneuvering of vehicles entering to and exiting from the subject site (including the maneuvering from and to Sha Tau Kok Road – Lung Yeuk Tau), preferably using the swept path analysis;	Sufficient space is provided for vehicle to smoothly maneuver within the Site and along the local access connecting the Site to Sha Tau Kok Road – Lung Yeuk Tau (Plans 1 and 2).
(c)	Please clarify whether there is any gate at the site entrance;	No gate is proposed at the site entrance.
(d)	The applicant shall advise the provision and management of pedestrian facilities to ensure pedestrian safety; and	Staff will be deployed at the ingress / egress of the Site to direct vehicle entering to / exiting from the Site, in order to enhance pedestrian safety. Same traffic measure has been implemented by the applicant for the previous applications (Nos. A/NE-LYT/710 and 755) and is workable.
(e)	The vehicular access between the site and Sha Tau Kok Road is not managed by TD. The applicant should seek comment from the responsible party.	Noted.

SWEPT PATH ANALYSIS

TYPE OF VEHICLE : LIGHT GOODS VEHICLE
 DIMENSION OF VEHICLE : 2.1 m (W) X 5.2 m (L)

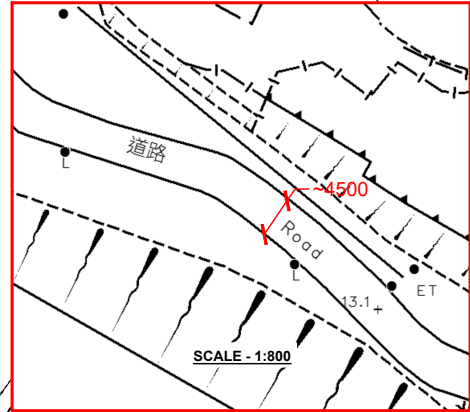
SWEPT PATHS GENERATED BY AUTODESK VEHICLE TRACKING



FROM THE SHA TAU KOK - LUNG YEUK TAU TO THE APPLICATION SITE

LEGEND

- APPLICATION SITE
- STRUCTURE
- PARKING SPACE (PC)
- PARKING SPACE (LGV)
- INGRESS / EGRESS
- LIGHT GOODS VEHICLE
- SWEPT PATH OF VEHICLE



*SITE BOUNDARY FOR IDENTIFICATION PURPOSE ONLY.

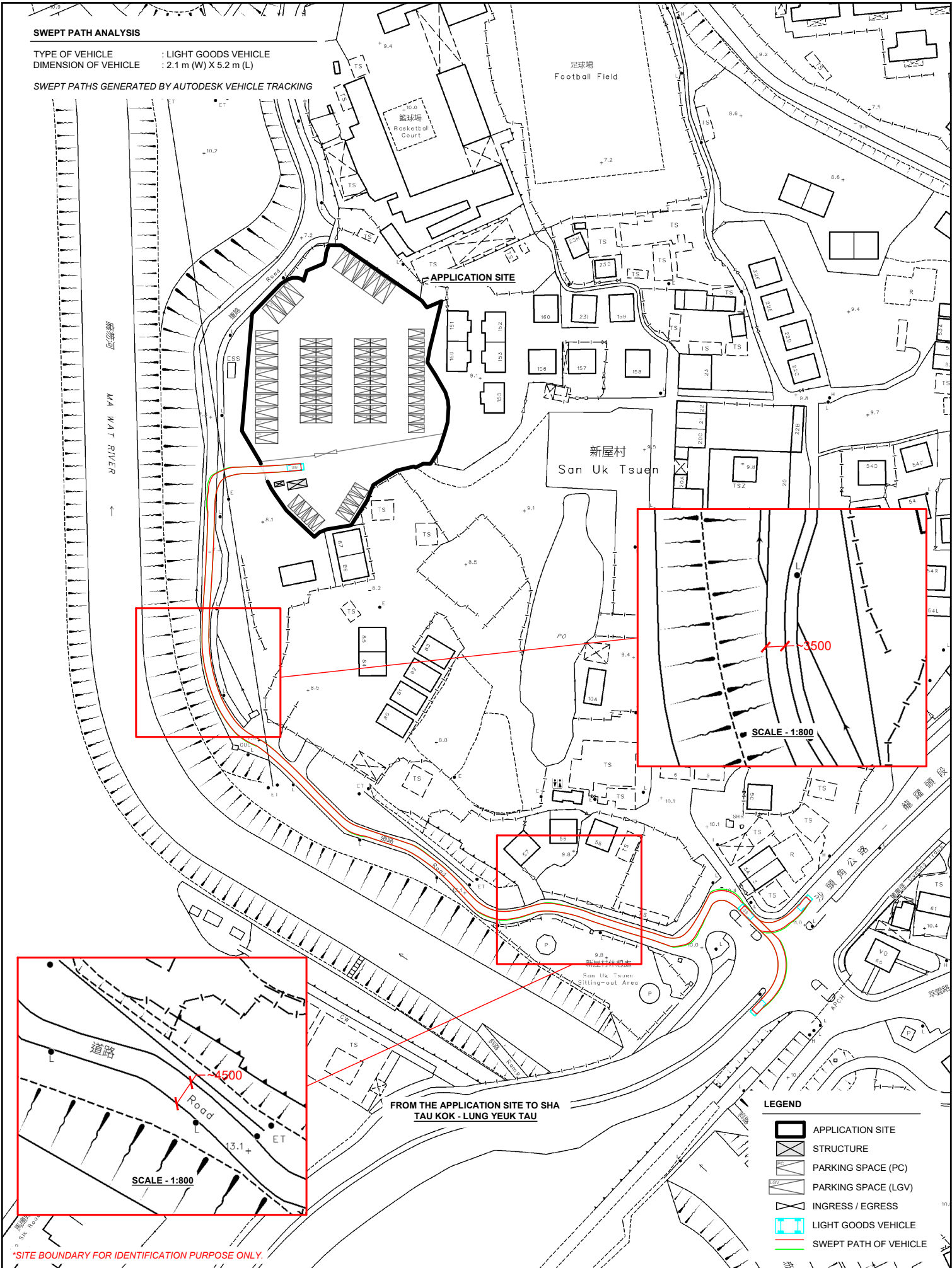
PLANNING CONSULTANT 	PROJECT TEMPORARY PUBLIC VEHICLE PARK (EXCLUDING CONTAINER VEHICLE) FOR A PERIOD OF 5 YEARS	ADDRESS LOT 1422 RP (PART) IN D.D. 83, LUNG YEUK TAU, FANLING, NEW TERRITORIES	SCALE 1 : 1500 @ A4		TITLE SWEPT PATH ANALYSIS (LGV)	
			DRAWN BY MN	DATE 15.3.2024	DWG NO. PLAN 1	VER. 001



SWEPT PATH ANALYSIS

TYPE OF VEHICLE : LIGHT GOODS VEHICLE
 DIMENSION OF VEHICLE : 2.1 m (W) X 5.2 m (L)

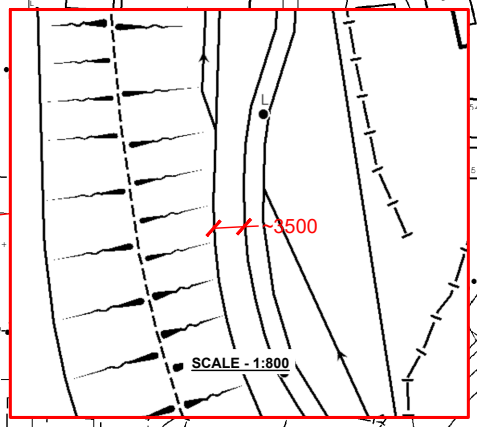
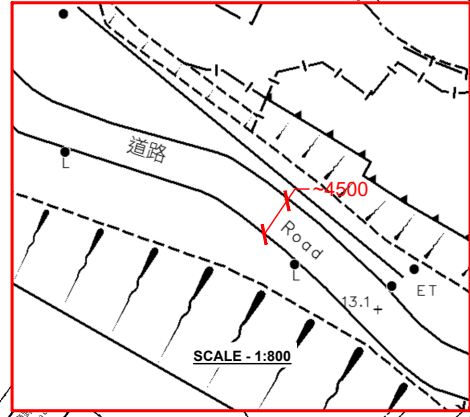
SWEPT PATHS GENERATED BY AUTODESK VEHICLE TRACKING



FROM THE APPLICATION SITE TO SHA
 TAU KOK - LUNG YEUK TAU

LEGEND

- APPLICATION SITE
- STRUCTURE
- PARKING SPACE (PC)
- PARKING SPACE (LGV)
- INGRESS / EGRESS
- LIGHT GOODS VEHICLE
- SWEEP PATH OF VEHICLE



*SITE BOUNDARY FOR IDENTIFICATION PURPOSE ONLY.

PLANNING CONSULTANT 	PROJECT TEMPORARY PUBLIC VEHICLE PARK (EXCLUDING CONTAINER VEHICLE) FOR A PERIOD OF 5 YEARS	ADDRESS LOT 1422 RP (PART) IN D.D. 83, LUNG YEUK TAU, FANLING, NEW TERRITORIES	SCALE 1 : 1500 @ A4		TITLE SWEEP PATH ANALYSIS (LGV)	
			DRAWN BY MN	DATE 15.3.2024	DWG NO. PLAN 2	VER. 001

