


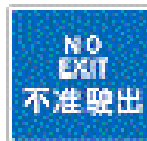
Application Site

Signs Pole 2



Beware of Vehicles
小心車輛駛入

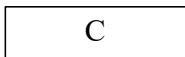
Signs Pole 1



Beware of Vehicles
小心車輛駛入

Legend

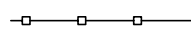
Ingress / egress: x and y through z / u and v through w



Parking Space for Coach: 12m(L) x 3.5m(W) x 9



Parking Space for Private Car: 5m(L) x 2.5m(W) x 14



Fence



Pedestrian Walkway

1 : 500

Layout Plan

Lots 443 B RP(Part), 444 B RP(Part), 445 B RP(Part),
446 B RP(Part) and 447 B RP(Part) in D. D. 41
and Adjoining Government Land
Sha Tau Kok, New Territories

**Goldrich Planners &
Surveyors Ltd.**

April 2024

**Plan 3
(P 13076)**