

**Structure 1,**  
tools storage units  
GFA: about 15 sqm  
Height: about 2.6m  
No.of storey: 1

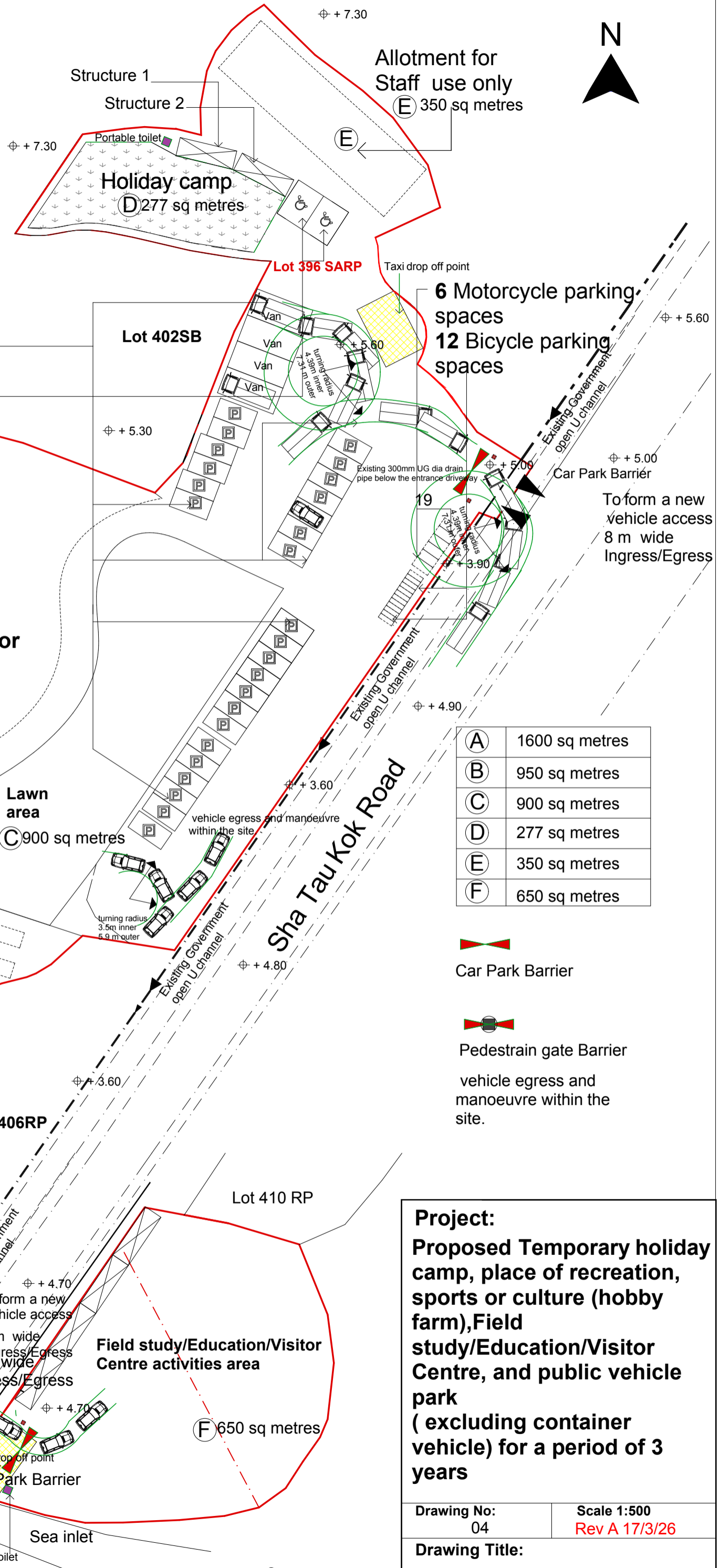
**Structure 2,**  
Toilets units and portable drinking  
water point  
GFA: about 15 sqm (total)  
Height: about 2.6m  
No.of storey: 1

**Private Car Parking Spaces**


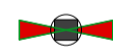

26 parking spaces of 5m x 2.5m  
for private car  
4 parking spaces of 7.5m x 3.5m  
for Van  
2 parking spaces of 5m x 3.8m  
for disabled

**Field  
study/Education/Visitor  
Centre activities area**

(A) 1600 sq metres  
**Lot 404 SB**



(A)	1600 sq metres
(B)	950 sq metres
(C)	900 sq metres
(D)	277 sq metres
(E)	350 sq metres
(F)	650 sq metres

-  Car Park Barrier
-  Pedestrian gate Barrier
-  vehicle egress and manoeuvre within the site.

**Project:**  
**Proposed Temporary holiday  
camp, place of recreation,  
sports or culture (hobby  
farm), Field  
study/Education/Visitor  
Centre, and public vehicle  
park  
( excluding container  
vehicle) for a period of 3  
years**

Drawing No: 04  
Scale 1:500  
Rev A 17/3/26

Drawing Title:  
Vehicle swept path analysis A