

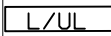

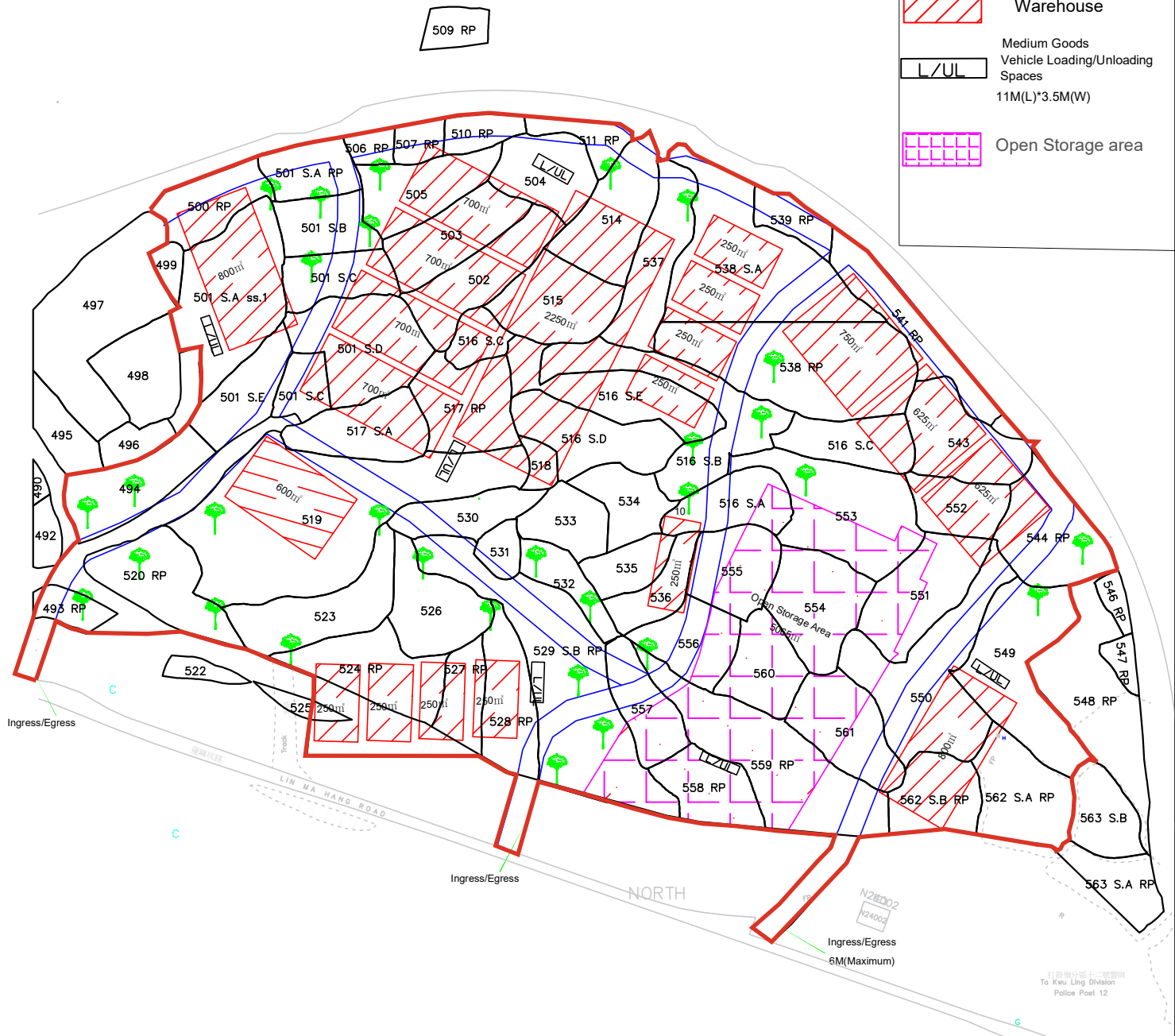


Total Site Area: 40530m² (About)
 Government Land: 1584m² (About)

Legend

-  Road
-  Warehouse
-  Medium Goods Vehicle Loading/Unloading Spaces
11M(L)*3.5M(W)
-  Open Storage area



Layout Plan

January
2026

Lots 493 RP(part), 494, 499, 500RP, 501 S.A RP, 501 S.A ss.1, 501 S.E, 501 S.B, 501 S.C, 501 S.C, 501 S.D, 502, 503, 504, 505, 506RP, 507 RP, 510 RP, 511 RP, 514, 515, 516 S.A, 516 S.B, 516 S.C, 516 S.D, 516 S.E, 517 S.A, 517 RP, 518, 519, 520 RP, 523, 524 RP, 525(part), 526, 527 RP, 528 RP, 529 S.B RP, 530, 531, 532, 533, 534, 535, 536, 537, 538 S.A, 538 RP, 539 RP, 541 RP, 543, 544 RP, 549, 550, 551, 552, 553, 554, 555, 556, 557, 558 RP, 559 RP, 560, 561, 562 S.A RP, 562 S.B RP, in D.D.80 and adjoining Government Land.

**YING SHING
(HOPEWELL)
ENGINEERING
CO.LTD.**

1:1000

Annex 1