

Total: 4 pages

Date: 25 April 2025

TPB Ref.: A/TM-LTTY/485

By Email

Town Planning Board  
15/F, North Point Government Offices  
333, Java Road  
North Point  
Hong Kong  
(Attn: The Secretary)

Dear Sir,

**Proposed Temporary Shop and Services (Retail Shop for Apparel & Potted Plants) for a Period of 3 Years at Lots 3839 RP (Part) & 3840 RP (Part) in D.D. 124, Shun Tat Street, Tuen Mun, N.T.**

This letter intends to supersede our letter dated 10.4.2024 for the submission of FSI proposal and FS251 certificates. We write to confirm that the layout and the use of the proposed development at the captioned site is the same as the layout and use of the last planning permission No. A/TM-LTTY/424.

We are glad to submit the latest and as-built FSI plan and the updated FS251 certificates herewith for the consideration of the Director of Fire Services (D of FS).

Should you have any enquiries, please feel free to contact our Mr. Patrick Tsui at [REDACTED] at your convenience.


Yours faithfully,

The image shows a handwritten signature in black ink, which appears to be 'Patrick Tsui'. To the right of the signature is a purple circular stamp. The stamp contains the text 'URBAN PLANNING & DEVELOPMENT COMPANY LIMITED' around the perimeter and '都市規劃及發展顧問有限公司' in the center.


Patrick Tsui


c.c. Tuen Mun and Yuen Long West District Planning Office (Attn: Ms. Sharon WAN) – By Email


LEGENDS


- 


H.R.


FIRE HOSE REEL
- 


FIRE ALARM BELL
- 


MANUAL FIRE ALARM CALL POINT(BREAKGLASS UNIT)
- 


EMERGENCY LIGHT
- 


CRYSTALITE PLATE EXIT SIGN
- 


F.S. PUMP
- 


GATE VALVE
- 


CHECK VALVE
- 


BALL FLOAT VALVE
- 


AUTOMATIC AIR VENT
- 


CHECK METER POSITION
- 


SAND BUCKET
- 


STRAINER
- 


KWH METER
- 


F.S. PUMP CONTROL PANEL
- 

MFA CONTROL PANEL
- 

FUSE SWITCH
- 

TPN BREAKER
- 

15A 4P AUTOMATIC CHANGE-OVER SWITCH C/W E/M INTERLOCK
- 

5KG CO2 FIRE EXTINGUISHER
- 

Y-TYPE STRAINER

ABBREVIATIONS

- F/A

FROM ABOVE
- F/B

FROM BELOW
- T/A

TO ABOVE
- T/B

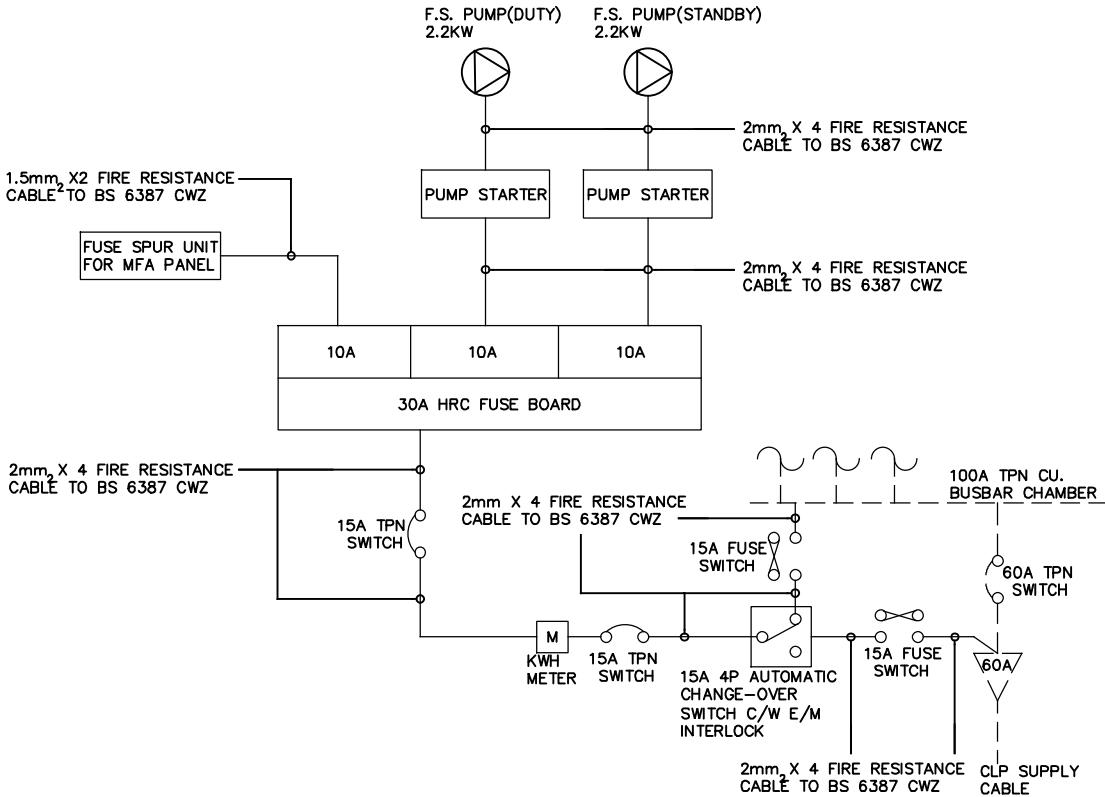
TO BELOW
- H/L

HIGH LEVEL
- F.S.

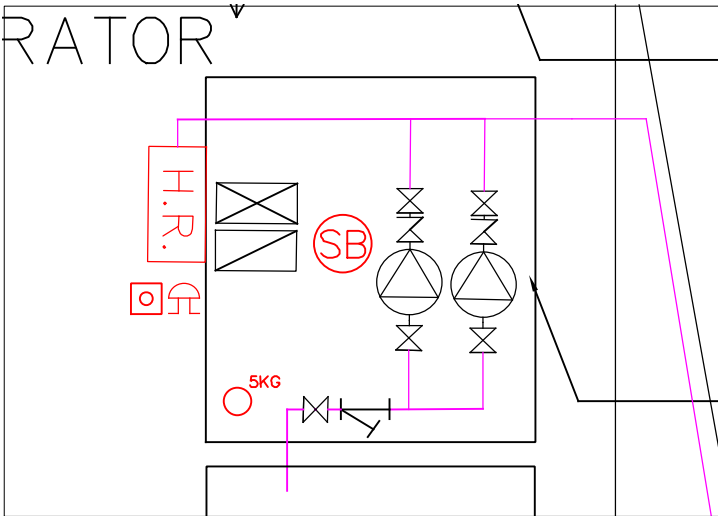
FIRE SERVICES
- MFA

MANUAL FIRE ALARM
- N.T.S.

NOT TO SCALE

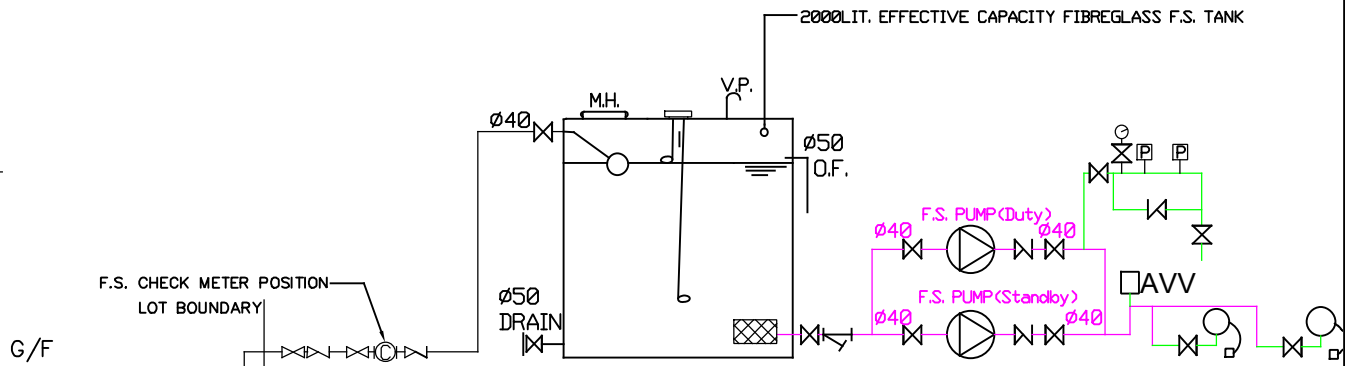
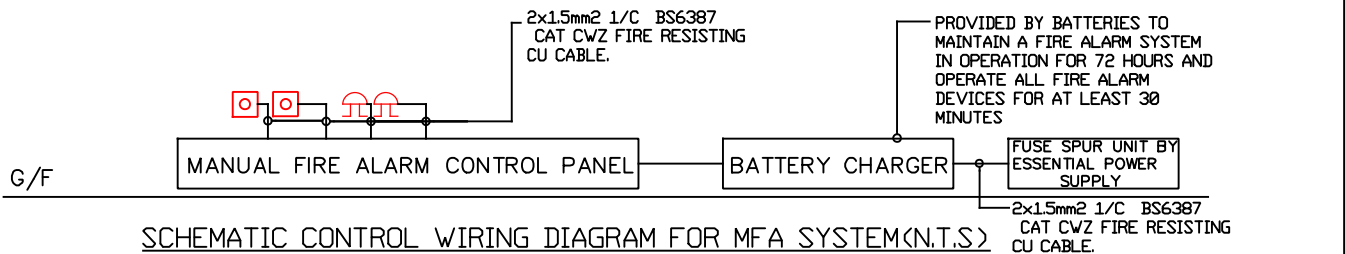


EMERGENCY FIRE SERVICE POWER SUPPLY SCHEMATIC DIAGRAM(N.T.S.)



SCALE: N.T.S

申請地點  
APPLICATION SITE



SCHEMATIC PIPING DIAGRAM FOR IMPROVISED HOSE REEL SYSTEM(N.T.S.)

PUMP SCHEDULE

DESCRIPTION	PUMP MOTOR POWER RATING (kw)	FLOW RATE (L/min)	PUMP HEAD (BAR)	RPM
FIXED FIRE PUMP (DUTY & STANDBY)	2.2 kw	60	5.8	2900

F.S.NOTES:

- 1.SUFFICIENT EMERGENCY LIGHTING SHALL BE PROVIDED THROUGHOUT THE ENTIRE BUILDING/STRUCTURES IN ACCORDANCE WITH BS 5266: PART 1 AND BS EN 1838.
- 2.SUFFICIENT DIRECTIONAL AND EXIT SIGN SHALL BE PROVIDED IN ACCORDANCE WITH BS 5266 PART1 AND FSD CIRCLUAR LETTER 5/2008
- 3.FIRE ALARM SYSTEM SHALL BE PROVIDED TO THE ENTIRE BUILDING IN ACCORDANCE WITH BS 5839: PART 1:2002 + A2: 2008 AND FSD CIRCLUAR LETTER NO: 1/2009. ONE ACTUATIN POINT SHOULD INCLUDE FACILITIES FOR THE START AND/VISUAL WARNING DEVICE INITIATION.
4. HOSE REEL SYSTEM SUPPLIED BY 2m³ FS WATER TANK SHALL BE PROVIDED THERE SHALL BE SUFFICIENT HOSE REEL TO ENSURE THAT EVERY PART OF EACH BUILDING/ STRUCTURE CAN BE REACHED BY A LENGTH OF NOT MORE THAN 30m OF HOSE REELS TUBING.
5. PORTABLE HAND-OPERATE APPROVED APPLIANCE SHALL BE PROVIDED AS REQUIRED BY OCCUPANCY.
6. VISUAL ALARM SIGNAL SHALL BE PROVIDED IN ACCORDANCE WITH THE DESIGN MANUAL: BARRIER FREE ACCESS 2008.
7. SECONDARY POWER SUPPLY WILL BE SUPPLIED AND CONNECTED BEFORE THE MAIN SWITCH.

SITE PLAN(SCALE : 1/400)

REVISION	DESCRIPTION	TITLE: F.S. LAYOUT PLAN	FSI CONTRACTOR:  迅誠工程服務有限公司 SHUN SHING ENGINEERING SERVICES LIMITED	PROJECT: Proposed Temporary Shop and Services (Real Shop for Pet Food & Potted Plants)) for a Period of 3 Years at Lots 3839 RP(Part)& 3840 RP(Part) in D.D. 124, Shun Tat Street, Tuen Mun, N.T.	CAD BY: SS	SCALE: N.T.S(A3)
					CAD BY: TC /LF	REV.: A
					DWG NO: L3839/40/124/FS01	DATE: 2/19

CERTIFICATE OF FIRE SERVICE INSTALLATION AND EQUIPMENT  
消防裝置及設備證書

Verified



## FIRE SERVICE (INSTALLATIONS AND EQUIPMENT) REGULATIONS

消防(裝置及設備)規例

(Regulation 9(1))

(第九條(1)款)

## CERTIFICATE OF FIRE SERVICE INSTALLATION AND EQUIPMENT

消防裝置及設備證書

A 8343499

FSD Ref.:  
消防處檔號

Name of Client:

顧客姓名

YASIR ENTERPRISES

Name of Building:

樓宇名稱

Lot 3839 RP (Part) &amp; 3840 RP (Part)

Street No./Town Lot:

門牌號數/市地段

DD 124

Street/Road/Estate Name:

街道/屋苑名稱

Shun Tat Street

Block:

座

District:

分區

Tuen Mun

Area:

地區

☐ HK

香港

☐ K

九龍

☒ NT

新界

Type of Building 樓宇類型: ☐ Industrial 工業☐ Commercial 商業☐ Domestic 住宅☐ Composite 綜合☐ Licensed premises 持牌處所☐ Institutional 社團Part 1 Annual Inspection ONLY  
第一部 只適用於年檢事項

In accordance with Regulation 8(b) of Fire Service (Installations and Equipment) Regulations, the owner of any fire service installation or equipment which is installed in any premises shall have such fire service installation or equipment inspected by a registered contractor at least once in every 12 months. 根據消防(裝置及設備)規例第八條(b)款, 擁有裝置在任何處所內的任何消防裝置或設備的人, 須每12個月由一名註冊承辦商檢查該等消防裝置或設備至少一次。

Code 編碼 (1-35)	Type of FSI 裝置類型	Location(s) 位置	Comment on Condition 狀況評述	Completion Date 完成日期(DD/MM/YY)	Next Due Date 下次到期日(DD/MM/YY)
24	Portable Fire Extinguisher	G/F	Conforms With FSD Requirements (5Kg CO2 Gas Type F.E x 1 Nos) (沙筒 x 1 Nos)	7/4/2025	6/4/2026

## Part 2 第二部 Installation / Modification / Repair / Inspection work 裝置/改裝/修理/檢查工作

Code 編碼 (1-35)	Type of FSI 裝置類型	Location(s) 位置	Nature of Work Carried out 完成之工作內容	Comment on Condition 狀況評述	Completion Date 完成日期(DD/MM/YY)

## Part 3 第三部 Defects 損壞事項

Code 編碼 (1-35)	Type of FSI 裝置類型	Location(s) 位置	Outstanding Defects 未修缺點	Comment on Defects 缺點評述

I/We hereby certify that the above installations/equipment have been tested and found to be in efficient working order in accordance with the Codes of Practice for Minimum Fire Service Installations and Equipment and Inspection, Testing and Maintenance of Installations and Equipment published from time to time by the Director of Fire Services. Defects are listed in Part 3.

本人藉此證明以上之消防裝置及設備經試驗, 證明性能良好, 符合消防處處長不時公佈之最低限度之消防裝置及設備守則與裝置及設備之檢查測試及保養守則的規格, 損壞事項列於第三部。

**如證書涉及年檢事項, 應張貼於大廈或處所當眼處以供消防處人員查核**

This certificate should be displayed at prominent location of the building or premises for FSD's inspection if any annual maintenance work is involved.

Authorized Signature:  
受權人簽署

Name:  
姓名  
FSD/RC No.:  
消防處註冊號碼

Company Name:  
公司名稱

Telephone:  
聯絡電話

Date:  
日期



Ting Ka Hin

RC3/98

POLLY FIRE PREVENTION  
SERVICE ENGINEERING CO.

7/4/2025

For FSD use only:  
Inspected

Inspected

Key-in

Verified