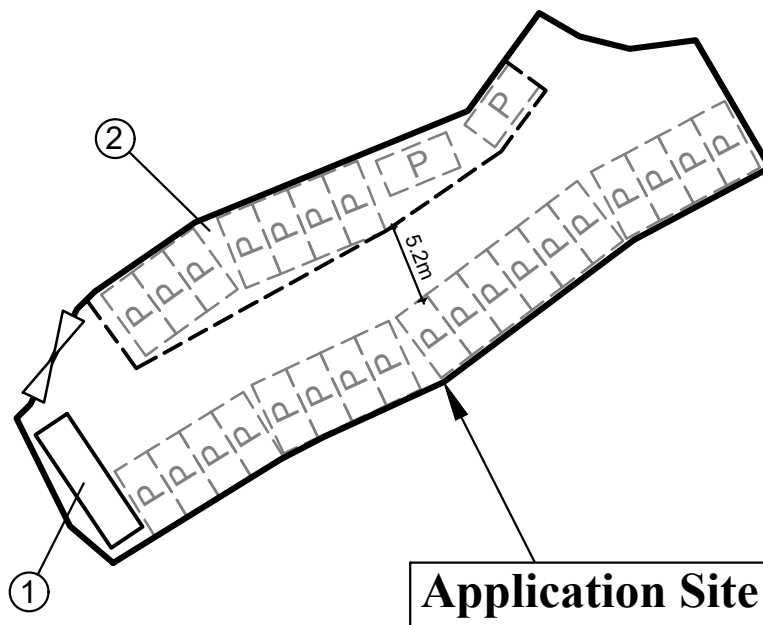




Extracted from Approved So Kwun Wat Outline Zoning Plan No. S/TM-SKW/15

<p>Not to scale</p>	<p>Location Plan</p>	<p>Goldrich Planners & Surveyors Ltd.</p>
<p>November 2023</p>	<p>Lot 270 (part) in D.D. 385 Tuen Mun, New Territories</p>	<p>Plan 1 (P 23046)</p>



Legend

-  Vehicular Ingress / Egress
-  Parking space for private cars
(5m (L) x 2.5m (W))

Site Area (about): 755m²

No.	Structure / Use	Covered Area	Floor Area	Height	Storeys
1	Guard Room	23m ²	23m ²	4.5m	1
2	Open Shed	<u>170m²</u>	<u>170m²</u>	4.5m	1
Total		<u>193m²</u>	<u>193m²</u>		

1:500	Layout Plan	Goldrich Planners & Surveyors Ltd.
November 2023	Lot 270 (part) in D.D. 385 Tuen Mun, New Territories	Plan 3 (P 23046)