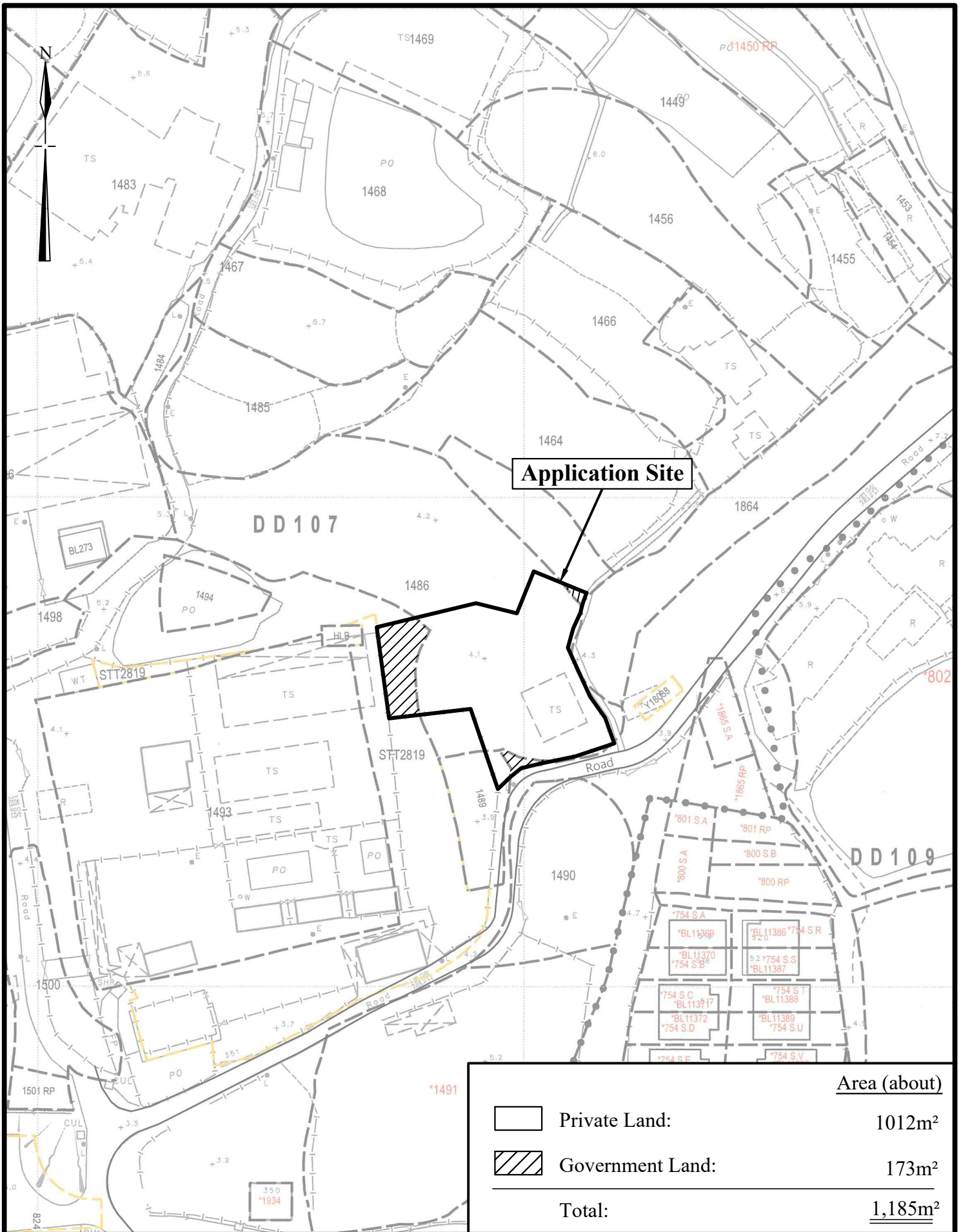


Application Site



Access Roads

Extracted from Approved Kam Tin North Outline Zoning Plan No. S/YL-KTN/11

<p>Not to Scale</p>	<p>Location Plan</p>	<p>Goldrich Planners & Surveyors Ltd.</p>
<p>January 2024</p>	<p>Lots 1486(Part), 1489(Part) and adjoining Government Land in D. D. 107 Yuen Long, New Territories</p>	<p>Plan 1 (P 20039)</p>



Application Site

	Area (about)
 Private Land:	1012m ²
 Government Land:	173m ²
Total:	<u>1,185m²</u>

1 : 1000

Site Plan

**Goldrich Planners &
Surveyors Ltd.**

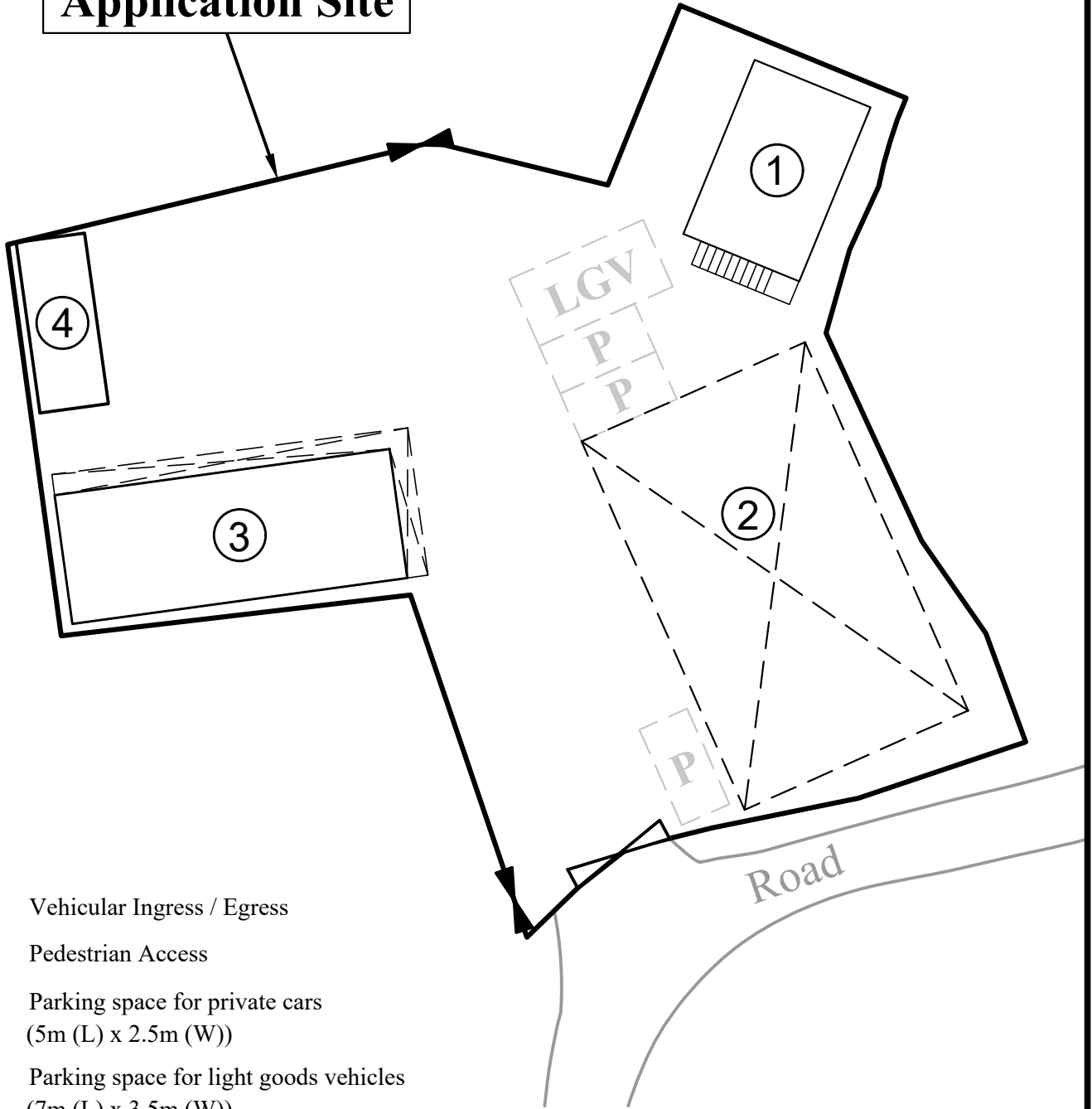
December 2023

**Lots 1486(Part), 1489(Part)
and adjoining Government Land in D. D. 107
Yuen Long, New Territories**





**Plan 2
(P 20039)**



Application Site



Legend:

-  Vehicular Ingress / Egress
-  Pedestrian Access
-  Parking space for private cars
(5m (L) x 2.5m (W))
-  Parking space for light goods vehicles
(7m (L) x 3.5m (W))

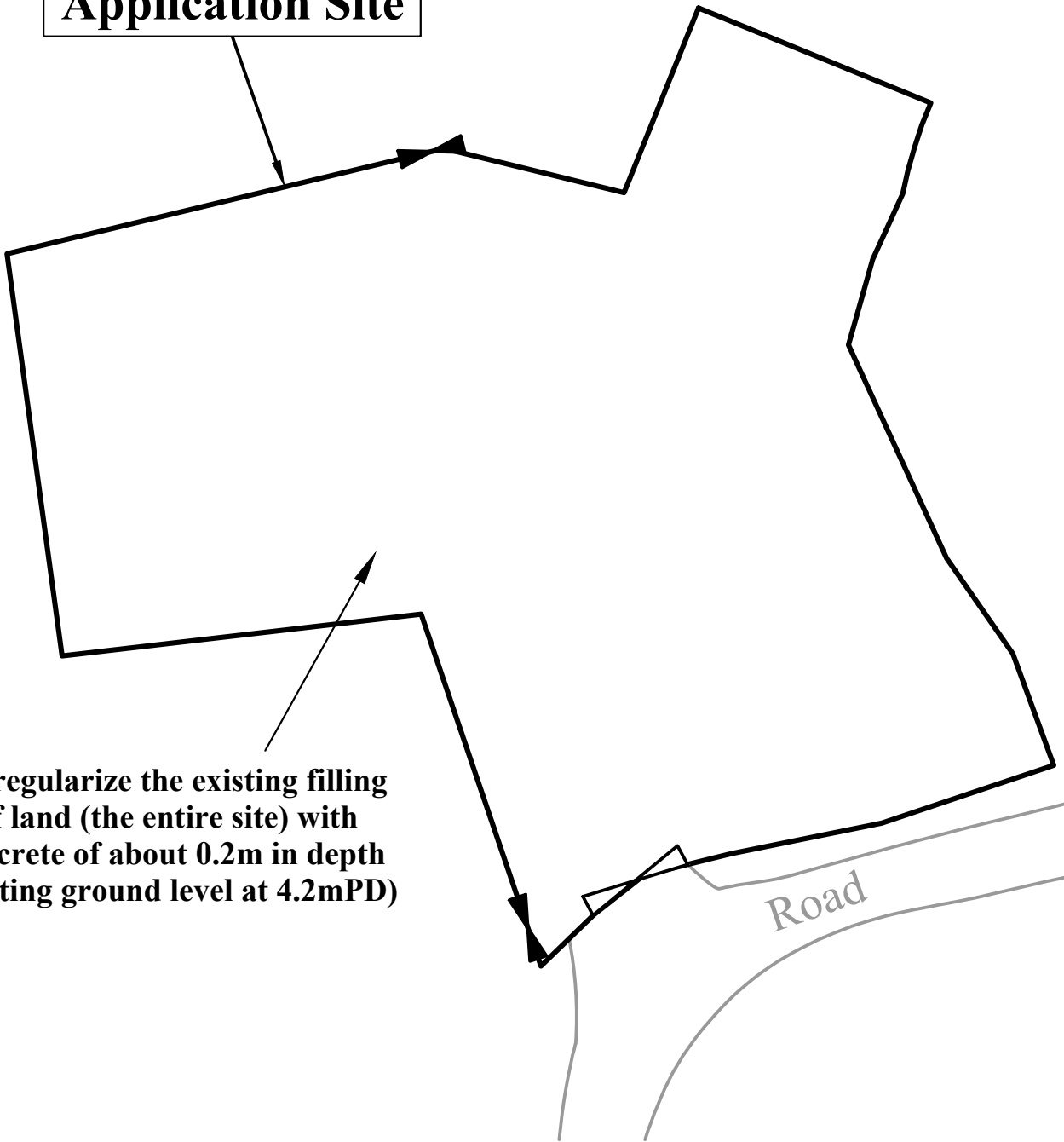
Site Area (about): 1,185m²

No.	Structure / Use	Covered Area	Floor Area	Height	Storeys
1	Office cum dog kennel	54m ²	108m ²	7m	2
2	Open Shed	226m ²	226m ²	7m	1
3	Multi-function Rooms	123m ²	225m ²	7m	2
4	Toilet	27m ²	27m ²	5m	1
Total:		<u>430m²</u>	<u>586m²</u>		

1 : 300	Layout Plan	Goldrich Planners & Surveyors Ltd.
January 2024	Lots 1486(Part), 1489(Part) and adjoining Government Land in D. D. 107 Yuen Long, New Territories	Plan 3 (P 20039)



Application Site



**To regularize the existing filling
of land (the entire site) with
concrete of about 0.2m in depth
(existing ground level at 4.2mPD)**

Road

Site Area (about): 1,185m²

1 : 300

Plan showing Existing Filling of Land

**Goldrich Planners &
Surveyors Ltd.**

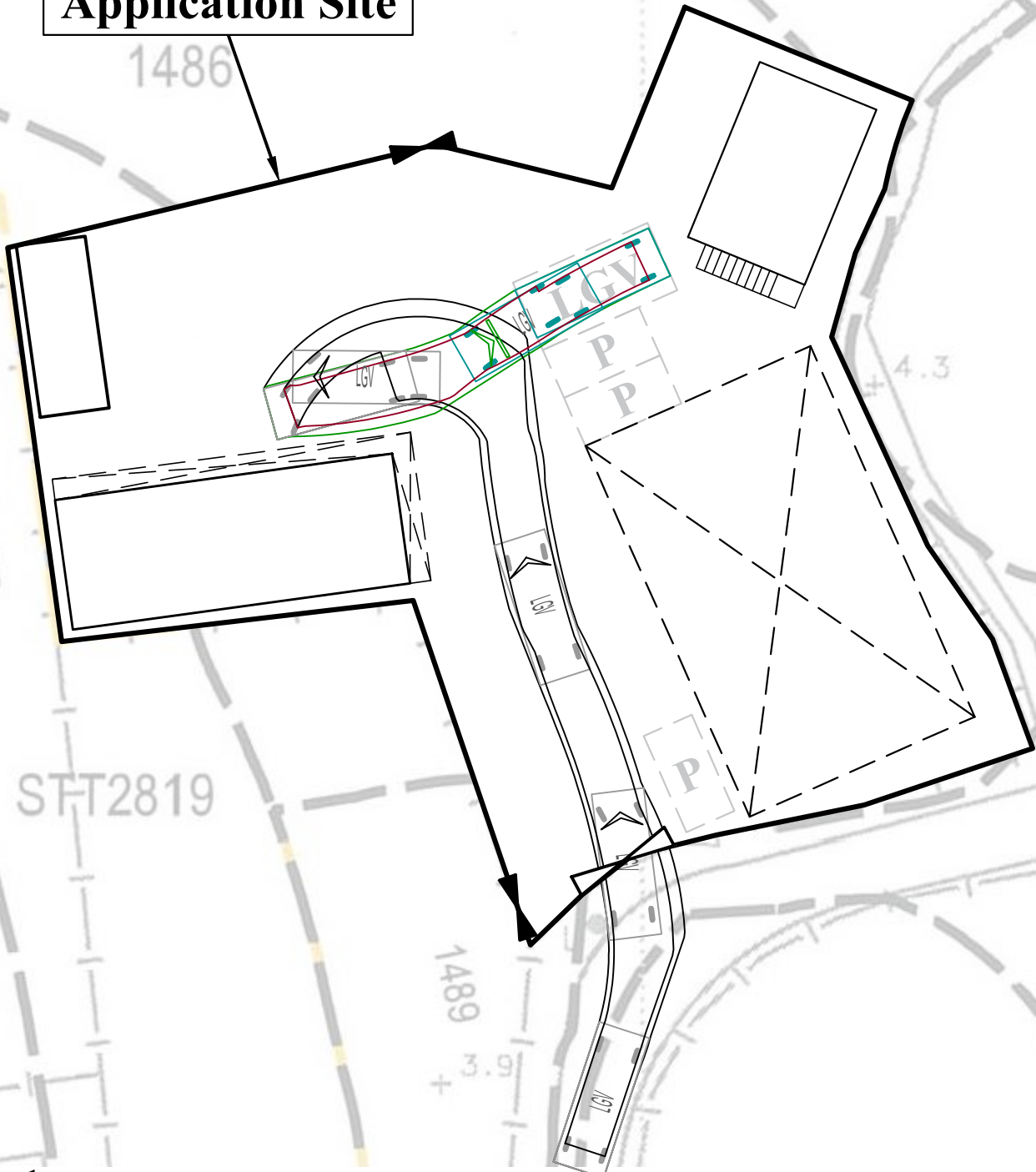
January 2024

**Lots 1486(Part), 1489(Part)
and adjoining Government Land in D. D. 107
Yuen Long, New Territories**




**Plan 3a
(P 20039)**





Application Site



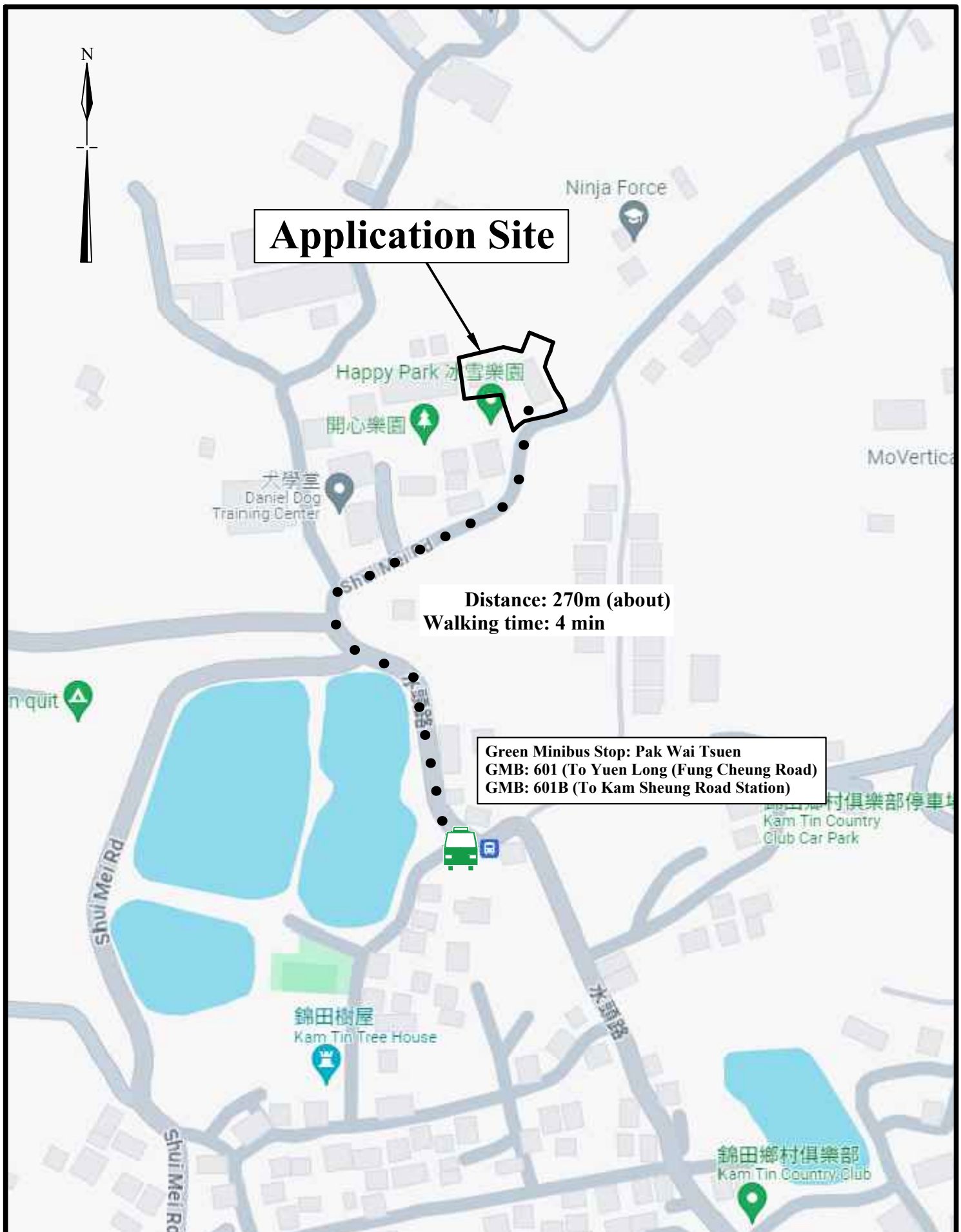
Legend:

-  Parking space for private cars
(5m (L) x 2.5m (W))
-  Parking space for light goods vehicles
(7m (L) x 3.5m (W))
-  Light goods vehicles
(7m (L) x 2.5m (W))

-  Vehicular Ingress / Egress
-  Pedestrian Access

Site Area (about): 1,185m²

1 : 300	Swept Path Analysis Lots 1486(Part), 1489(Part) and adjoining Government Land in D. D. 107 Yuen Long, New Territories	Goldrich Planners & Surveyors Ltd.
January 2024		Plan 4 (P 20039)



N.T.S	Plan Showing Nearest Public Transport Services	Goldrich Planners & Surveyors Ltd.
December 2023	Lots 1486(Part), 1489(Part) and adjoining Government Land in D. D. 107 Yuen Long, New Territories	Plan 5 (P 20039)