

Extracted from Approved Kam Tin South Outline Zoning Plan No. S/YL-KTS/15

1:1000

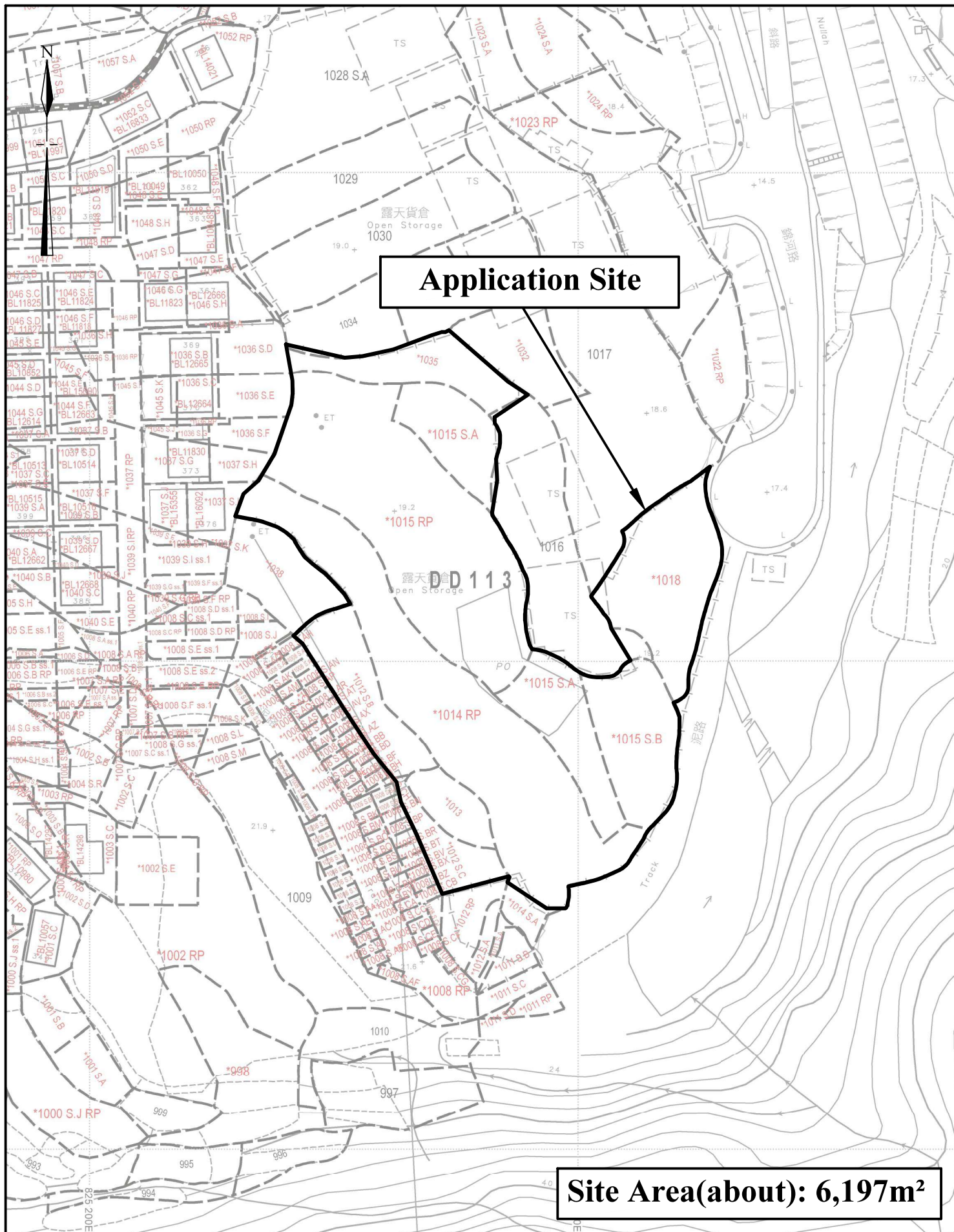
Location Plan

**Goldrich Planners &
Surveyors Ltd.**

February 2025

**Lots 1012 S.B, 1012 S.C, 1013, 1014RP, 1015 S.A, 1015 S.B,
1015 RP, 1016(part), 1018, 1034(part) and 1035 in D.D. 113
Yuen Long, N.T.**

**Plan 1
(P 25012)**



Application Site

Site Area(about): 6,197m²

1:1000

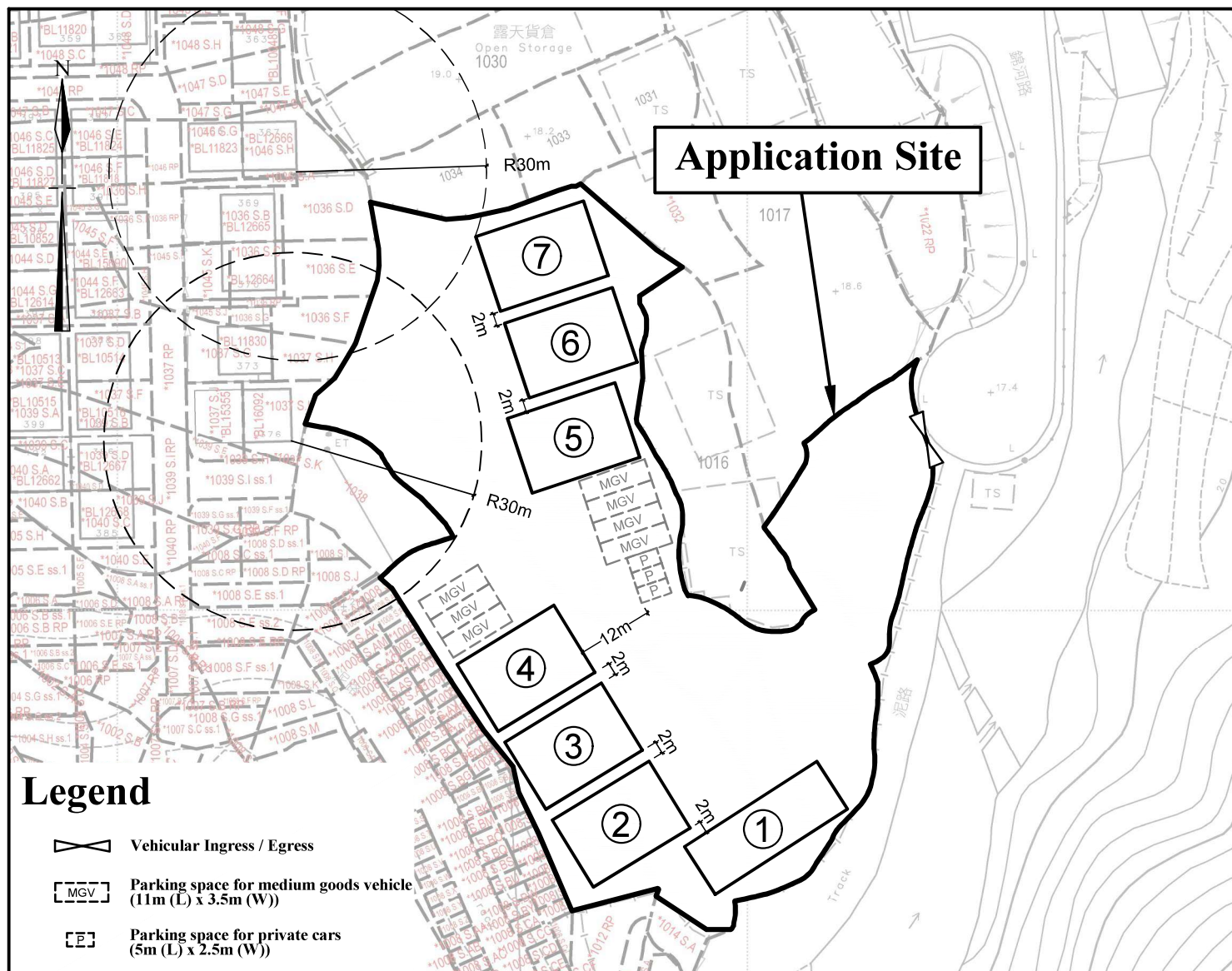
Lot Index Plan

**Goldrich Planners &
Surveyors Ltd.**

February 2025

**Lots 1012 S.B, 1012 S.C, 1013, 1014RP, 1015 S.A, 1015 S.B,
1015 RP, 1016(part), 1018, 1034(part) and 1035 in D.D. 113
Yuen Long, N.T.**

**Plan 2
(P 25012)**



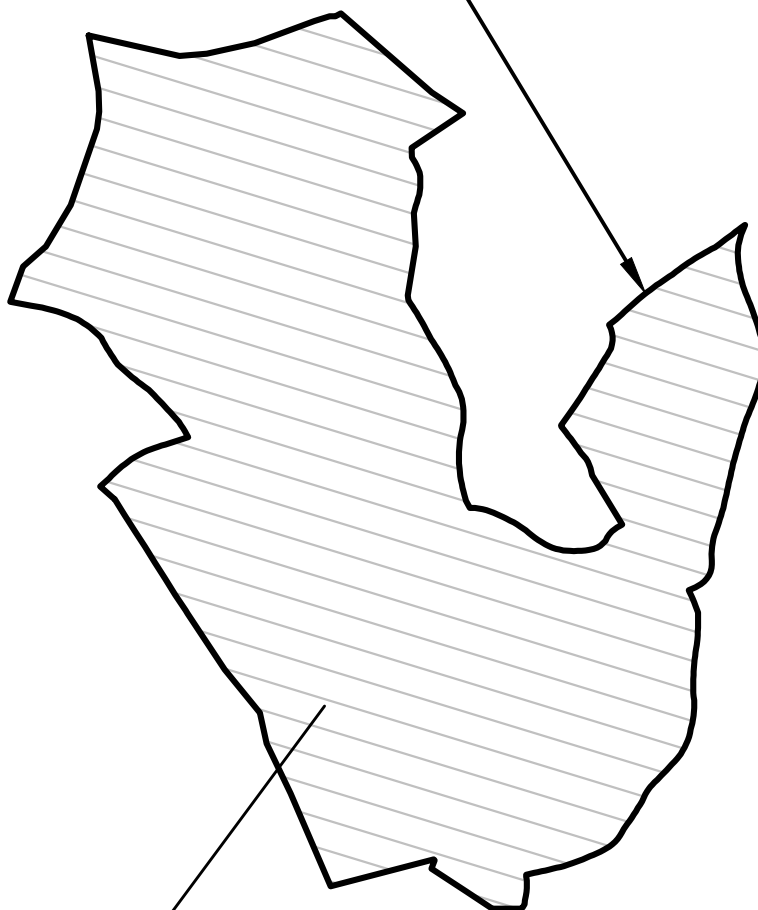
Site Area(about): 6,197m²

No.	Uses	Covered Area (about)	Floor Area (about)	Storeys	Height
1	Warehouse with Ancillary Office	225 m ²	225 m ²	1	11m
2	Warehouse with Ancillary Office	225 m ²	225 m ²	1	11m
3	Warehouse with Ancillary Office	225 m ²	225 m ²	1	11m
4	Warehouse with Ancillary Office	225 m ²	225 m ²	1	11m
5	Warehouse with Ancillary Office	225 m ²	225 m ²	1	11m
6	Warehouse with Ancillary Office	225 m ²	225 m ²	1	11m
7	Warehouse with Ancillary Office	225 m ²	225 m ²	1	11m
Total		<u>1,575 m²</u>	<u>1,575 m²</u>		

1:1000	Layout Plan Lots 1012 S.B, 1012 S.C, 1013, 1014RP, 1015 S.A, 1015 S.B, 1015 RP, 1016(part), 1018, 1034(part) and 1035 in D.D. 113 Yuen Long, N.T.	Goldrich Planners & Surveyors Ltd.
March 2025		Plan 3 (P 25012)



Application Site



The whole site will be filled with concrete of about 0.2m in depth (from 19.2mPD to 19.4mPD) for erection of structures and vehicle maneuvering

Site Area(about): 6,197m²

1:1000

Plan Showing Proposed Filling of Land

Goldrich Planners & Surveyors Ltd.

June 2025

Lots 1012 S.B, 1012 S.C, 1013, 1014RP, 1015 S.A, 1015 S.B, 1015 RP, 1016(part), 1018, 1034(part) and 1035 in D.D. 113
Yuen Long, N.T.

**Plan 5
(P 25012)**