

參考編號 REFERENCE No. A/YL-LFS/581	繪圖 DRAWING A-1
---------------------------------------	-------------------

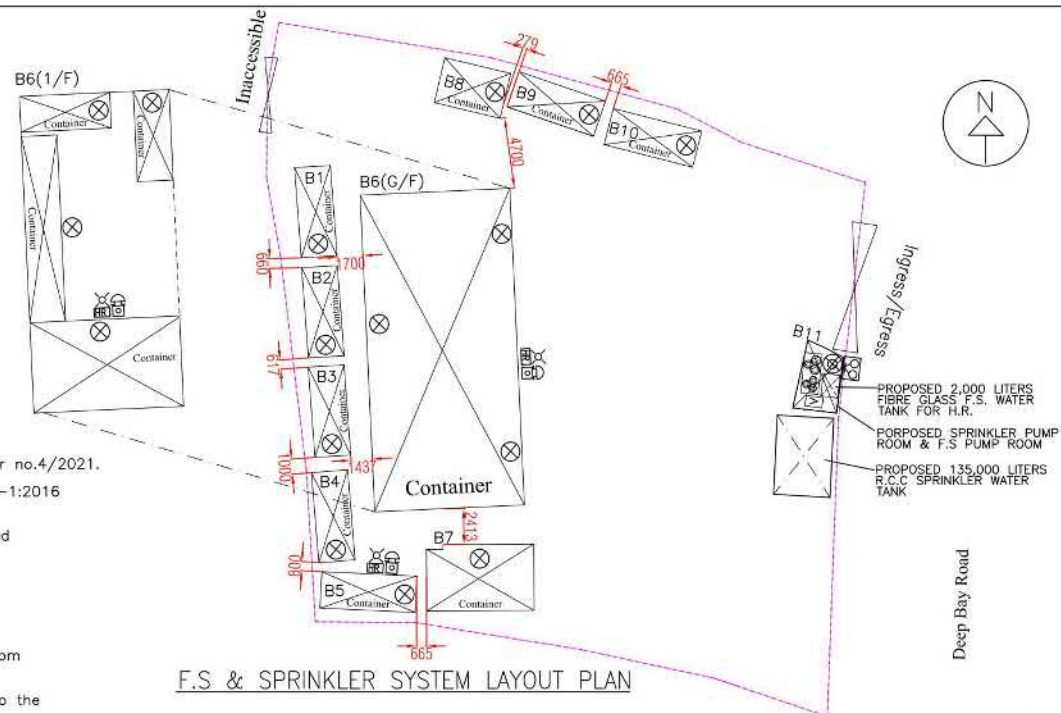
(摘錄自申請人於23. 10. 2025呈交的申請書)  
(Extract from Applicant's  
Submission of 23.10.2025)

## LEGEND

	FLASHING LIGHT		SPRINKLER PUMP & H.R. PUMP SET
	FIRE ALARM BELL		NEW INSTALLATIONS
	MFA CALL POINT		BOUNDARY LINE
	HOSE REEL SET (30M LENGTH)		GFA
	SPRINKLER INLET		
	SPRINKLER CONTROL VALVE GROUP		
	4KG DRY POWDER TYPE FIRE EXTINGUISHER		
	5KG CO2 GAS TYPE FIRE EXTINGUISHER		

## Fire Notes:

- Sufficient emergency lighting shall be provided throughout the entire building in accordance with BS 5266-1:2016, BS EN 1838:2013 and FSD Circular Letter no.4/2021.
- Sufficient directional and exit sign shall be provided in accordance with BS 5266-1:2016 and FSD Circular letter 5/2008.
- Sufficient portable hand-operated approved appliance shall be provided as required by occupancy and as marked on plans.
- An Automatic Sprinkler System Supplied by 135 m3 Sprinkler Water Tank and Hazard Class OH 3 shall be provided to the building/structure B1-B7. in accordance with BS EN 12845:2015 and FSD Circular Letter No.5/2020. The Sprinkler Inlet and Sprinkler Control Valve Group as marked on plans. & the sprinkler water tank, F.S water tank, sprinker pump room and F.S pump room as marked on plans too.
- The storage configuration is ST1: free standing or block stacking with reference to the section 6.3.2 of B.S 12845 and storage pattern is the maximum storage heights shall not exceed 4 m & the maximum storage areas shall be 50m2 for any single block with no less than 2.4m clearance around the block as Ordinary Hazard Group 3 in accordance with LPC BS EN 12845.(Storage Category : Category I )
- A hose reel system should be supplied by 2.0m3 F.S Water tank. There shall be sufficient hose reel to ensure that every part of each building can be reached by a length of not more than 30m of hose reel tubing. The F.S water tank, F.S pump room and hose reel shall be clearly marked on plans.
- Fire alarm system shall be provided throughout the entire building in accordance with BS 5839-1:2017 and FSD Circular Letter no 6/2021. One actuation point and one audio warning device to be located at each hose reel point. The actuation point should include facilities for fire pump start and audio/visual warning device initiation.
- The Sprinkler Tank & F.S water supply pipe be connected to Town Main.
- The Sprinkler pump (SP1, SP2, JP) & F.S Hose Reel pump (HP1, HP2, JP) shall be provided at Sprinkler pump Room & F.S Pump Room.
- Source of secondary power supply for the proposed FSIs shall be provided.



F.S & SPRINKLER SYSTEM LAYOUT PLAN

NO.	Structure Content	Covered Area (sq.m) (About)	Storey	Height (m) (About)	GFA (sq.m) (About)
B1	Storage	14.6	1	2.59	14.6
B2	Storage	14.6	1	2.59	14.6
B3	Storage	14.6	1	2.59	14.6
B4	Container-Type F.Toilet	14.6	1	2.59	14.6
B5	Container-Type M.Toilet	14.6	1	2.59	14.6
B6	G/F: Storage 1/F: Office & Storage	214.15	2	5.18	335.0
B7	Office & Storage	31.7	1	2.59	31.7
B8	Storage	14.0	1	2.59	14.0
B9	Storage	14.6	1	2.59	14.6
B10	Storage	14.6	1	2.59	14.6
B11	F.S Pump Room	12.0	1	2.59	12.0

INTERCEPT FIRE & SECURITY  
TECHNICIANS LIMITED

Registered Address :  
Shop 25, G/F, Man Fung Building, YTL 329,  
Fung Kwan Street, Yuen Long, N.T.  
Tel : 9263 7766 Fax : 2428 5932

Business Address :  
B / F, Block L, Phase 2, Wah Fung Industrial Centre,  
33 - 39 Kwai Fung Street, Kwai Chung, N.T., H.K.  
Tel : 2425 5404 Fax : 2428 5932

Project :

PROPOSED TEMPORARY WAREHOUSE FOR  
STORAGE OF METAL WARE, SPARE PARTS  
AND WIRES WITH ANCILLARY OFFICE FOR  
A PERIOD OF 3 YEARS AT LOT NOS.  
2393 RP(PART) AND 2394 RP IN  
D.D129, LAU FAU SHAN, YUEN LONG, N.T.

TITLE :

PROPOSED FIRE SERVICE  
INSTALLATION LAYOUT PLAN.

Drawn By:

W.C WONG

Date:

2025-09-10

Scale:

1:300 @A2

Ref No:

TPB/A/YL-LFS/

Drawing No:

2025-FS/23

參考編號  
REFERENCE No.  
A/YL-LFS/581

繪圖 DRAWING  
A-2

(摘錄自申請人於23. 10. 2025呈交的申請書)  
(Extract from Applicant's  
Submission of 23.10.2025)



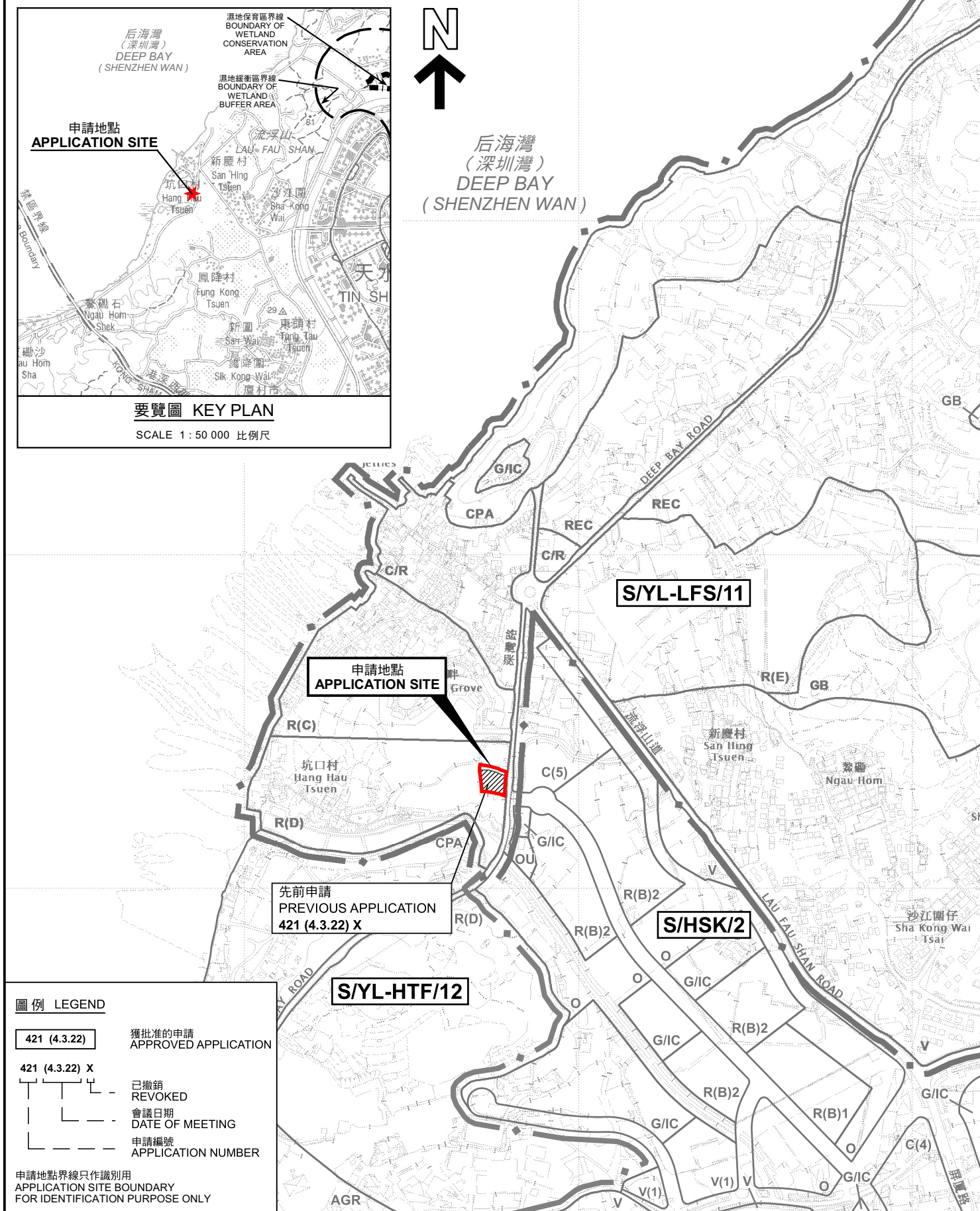


要覽圖 KEY PLAN

SCALE 1 : 50 000 比例尺



后海湾  
(深圳灣)  
DEEP BAY  
(SHENZHEN WAN)



申請地點  
APPLICATION SITE

先前申請  
PREVIOUS APPLICATION  
421 (4.3.22) X

S/YL-HTF/12

S/YL-LFS/11

S/HSK/2

圖例 LEGEND

- 421 (4.3.22) 獲批准的申請 APPROVED APPLICATION
- 421 (4.3.22) X 已撤銷 REVOKED
- 會議日期 DATE OF MEETING
- 申請編號 APPLICATION NUMBER

申請地點界線只作識別用  
APPLICATION SITE BOUNDARY  
FOR IDENTIFICATION PURPOSE ONLY

位置圖 LOCATION PLAN

臨時貨倉存放金屬製品、零件及電線連附屬辦公室(為期3年)  
新界元朗流浮山丈量約份第129約地段第2393號餘段及第2394號餘段  
TEMPORARY WAREHOUSE FOR STORAGE OF METAL WARE,  
SPARE PARTS AND WIRES WITH ANCILLARY OFFICE  
FOR A PERIOD OF 3 YEARS  
LOTS 2393 RP AND 2394 RP IN D.D. 129,  
LAU FAU SHAN, YUEN LONG, NEW TERRITORIES  
SCALE 1 : 7 500 比例尺

米 100 0 100 200 300 米  
METRES

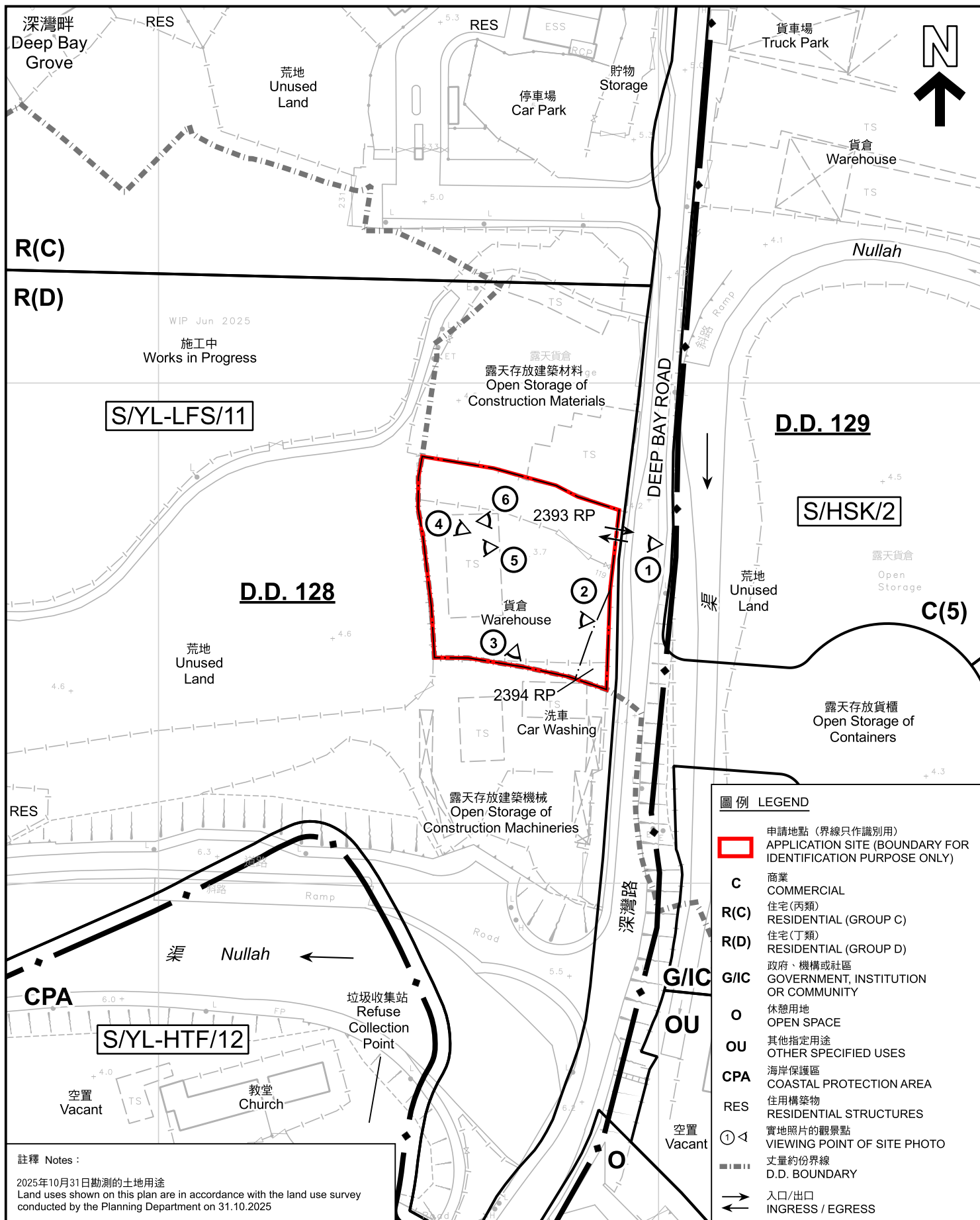


規劃署  
Planning Department

參考編號  
REFERENCE No.  
A/YL-LFS/581

圖 PLAN  
A-1

本摘要圖於2025年11月27日擬備，  
所根據的資料為於2022年4月12日  
核准的分區計劃大綱圖編號 S/YL-LFS/11  
EXTRACT PLAN PREPARED ON 27.11.2025  
BASED ON OUTLINE ZONING PLAN No.  
S/YL-LFS/11 APPROVED ON 12.4.2022



### 平面圖 SITE PLAN

臨時貨倉存放金屬製品、零件及電線連附屬辦公室(為期3年)  
新界元朗流浮山丈量約份第129約地段第2393號餘段及第2394號餘段  
TEMPORARY WAREHOUSE FOR STORAGE OF METAL WARE,  
SPARE PARTS AND WIRES WITH ANCILLARY OFFICE  
FOR A PERIOD OF 3 YEARS  
LOTS 2393 RP AND 2394 RP IN D.D. 129,  
LAU FAU SHAN, YUEN LONG, NEW TERRITORIES  
SCALE 1 : 1 000 比例尺



規劃署  
Planning Department

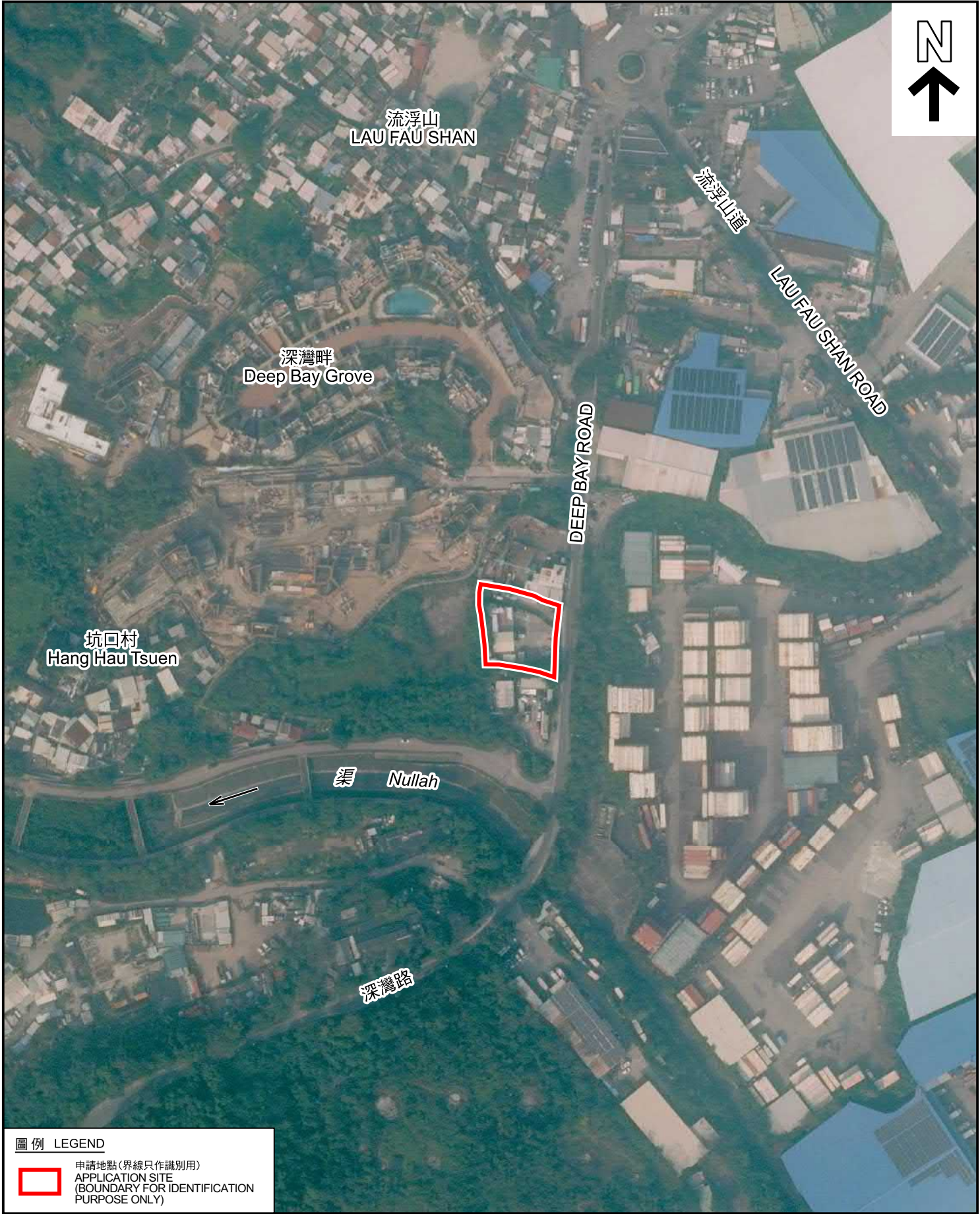
參考編號  
REFERENCE No.  
A/YL-LFS/581

圖 PLAN  
A-2

本摘要圖於2025年12月11日擬備，所根據的資料為測量圖編號 2-SW-21D  
EXTRACT PLAN PREPARED ON 11.12.2025  
BASED ON SURVEY SHEET No.  
2-SW-21D

米 20 0 20 40 米  
METRES





圖例 LEGEND

 申請地點 (界線只作識別用)  
APPLICATION SITE  
(BOUNDARY FOR IDENTIFICATION  
PURPOSE ONLY)

本摘要圖於2025年12月1日擬備，所根據  
的資料為地政總署於2024年12月6日拍得  
的航攝照片編號 E244088C  
EXTRACT PLAN PREPARED ON 1.12.2025  
BASED ON AERIAL PHOTO No.  
E244088C TAKEN ON 6.12.2024  
BY LANDS DEPARTMENT

航攝照片 AERIAL PHOTO

臨時貨倉存放金屬製品、零件及電線連附屬辦公室 (為期3年)  
新界元朗流浮山丈量約份第129約地段第2393號餘段及第2394號餘段  
TEMPORARY WAREHOUSE FOR STORAGE OF METAL WARE,  
SPARE PARTS AND WIRES WITH ANCILLARY OFFICE  
FOR A PERIOD OF 3 YEARS  
LOTS 2393 RP AND 2394 RP IN D.D. 129,  
LAU FAU SHAN, YUEN LONG, NEW TERRITORIES

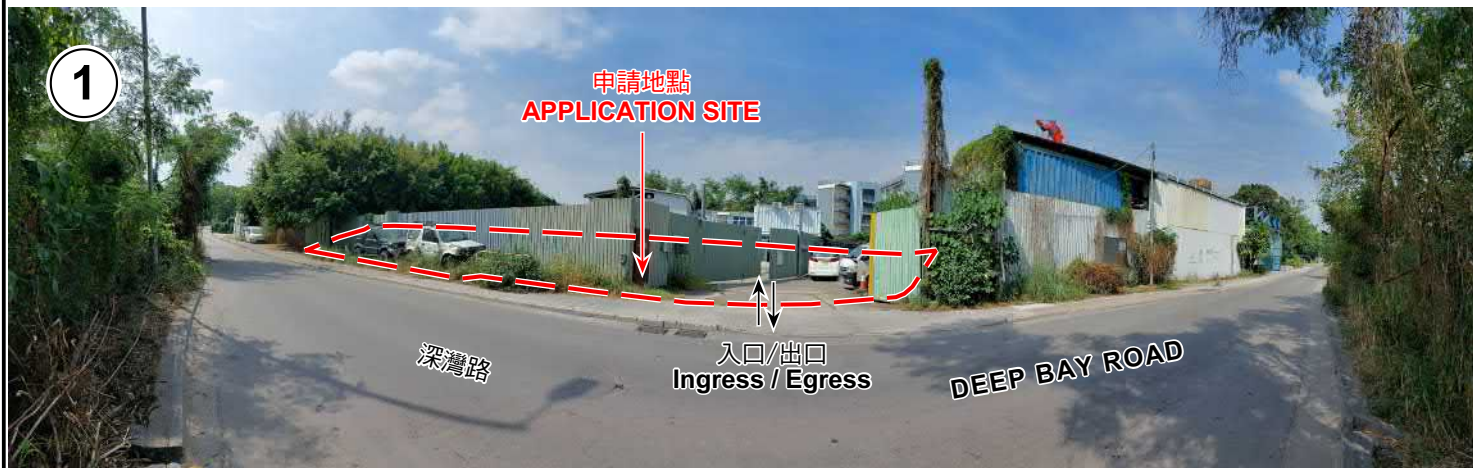


規劃署  
Planning Department

參考編號  
REFERENCE No.  
A/YL-LFS/581

圖 PLAN  
A-3





申請地點界線只作識別用 APPLICATION SITE BOUNDARY FOR IDENTIFICATION PURPOSE ONLY

### 實地照片 SITE PHOTOS

臨時貨倉存放金屬製品、零件及電線連附屬辦公室(為期3年)  
新界元朗流浮山丈量約份第129約地段第2393號餘段及第2394號餘段  
TEMPORARY WAREHOUSE FOR STORAGE OF METAL WARE,  
SPARE PARTS AND WIRES WITH ANCILLARY OFFICE  
FOR A PERIOD OF 3 YEARS  
LOTS 2393 RP AND 2394 RP IN D.D. 129,  
LAU FAU SHAN, YUEN LONG, NEW TERRITORIES



規劃署  
Planning Department

參考編號  
REFERENCE No.  
A/YL-LFS/581

圖 PLAN  
A-4a

本圖於2025年12月11日擬備，所根據的資料為攝於2025年10月31日的實地照片  
PLAN PREPARED ON 11.12.2025  
BASED ON SITE PHOTOS  
TAKEN ON 31.10.2025



### 實地照片 SITE PHOTOS

臨時貨倉存放金屬製品、零件及電線連附屬辦公室(為期3年)  
新界元朗流浮山丈量約份第129約地段第2393號餘段及第2394號餘段  
TEMPORARY WAREHOUSE FOR STORAGE OF METAL WARE,  
SPARE PARTS AND WIRES WITH ANCILLARY OFFICE  
FOR A PERIOD OF 3 YEARS  
LOTS 2393 RP AND 2394 RP IN D.D. 129,  
LAU FAU SHAN, YUEN LONG, NEW TERRITORIES



規劃署  
Planning Department

參考編號  
REFERENCE No.  
A/YL-LFS/581

圖 PLAN  
A-4b

本圖於2025年12月11日擬備，所根據的資料為攝於2025年10月31日的實地照片  
PLAN PREPARED ON 11.12.2025  
BASED ON SITE PHOTOS  
TAKEN ON 31.10.2025