

DEVELOPMENT PARAMETERS

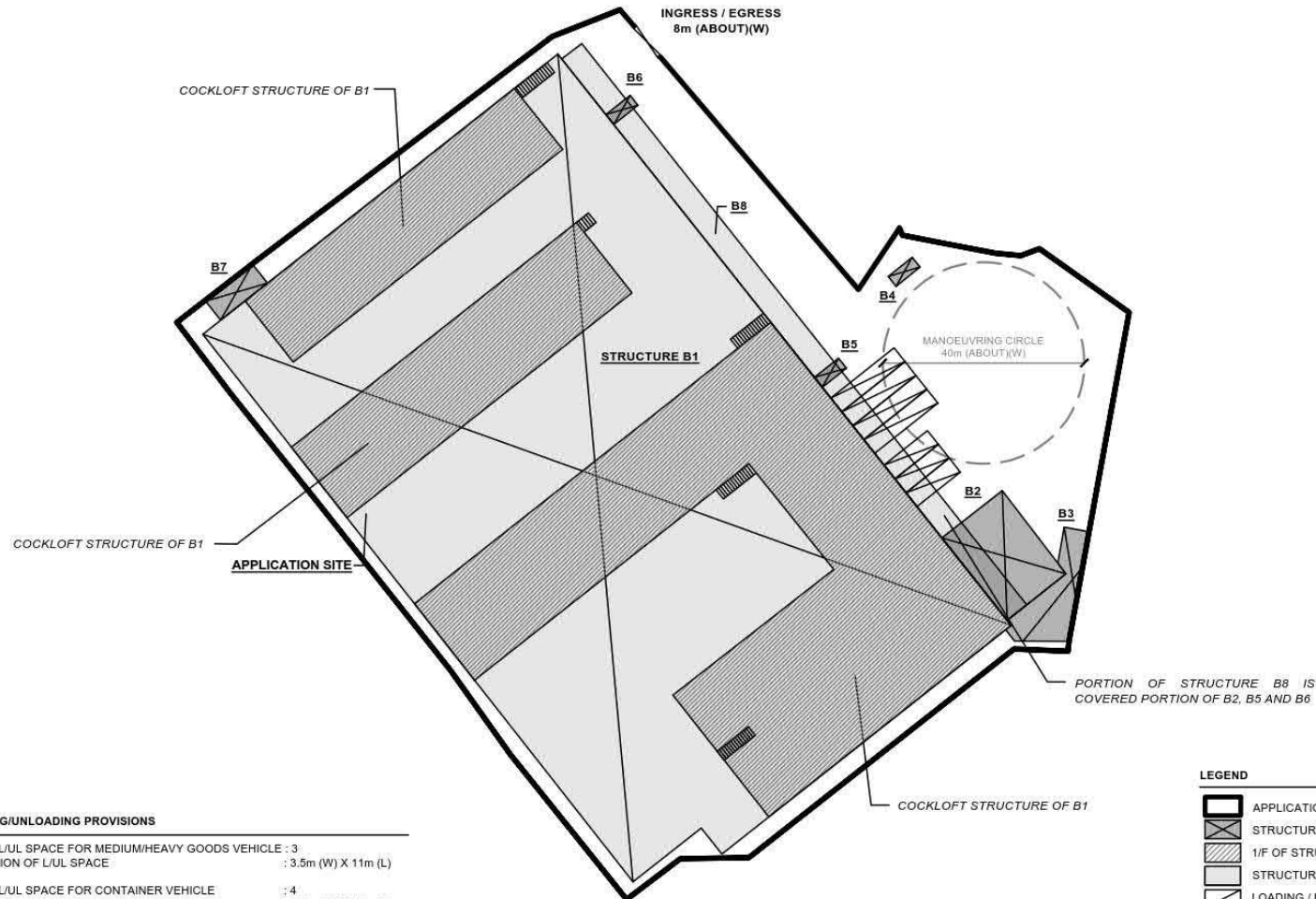
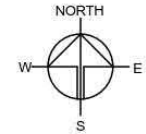
APPLICATION SITE AREA : 18,505m² (ABOUT)
COVERED AREA : 14,076m² (ABOUT)
UNCOVERED AREA : 4,429m² (ABOUT)

PLOT RATIO : 0.96 (ABOUT)
SITE COVERAGE : 76% (ABOUT)

NO. OF STRUCTURE : 8
DOMESTIC GFA : N/A
NON-DOMESTIC GFA : 17,759m² (ABOUT)
BUILDING HEIGHT : 3m - 12m (ABOUT)
NO. OF STOREY : 1 - 2

STRUCTURE	USE	COVERED AREA	GFA	BUILDING HEIGHT
B1	LOGISTIC CENTRE	12,917m ² (ABOUT)	16,287m ² (ABOUT)	12m (ABOUT)(2-STOREY)
B2	SITE OFFICE	313m ² (ABOUT)	626m ² (ABOUT)	6m (ABOUT)(2-STOREY)
B3	STAFF CANTEEN	167m ² (ABOUT)	167m ² (ABOUT)	3.5m (ABOUT)(1-STOREY)
B4	SITE OFFICE	15m ² (ABOUT)	15m ² (ABOUT)	3m (ABOUT)(1-STOREY)
B5	SITE OFFICE	15m ² (ABOUT)	15m ² (ABOUT)	3m (ABOUT)(1-STOREY)
B6	SITE OFFICE	15m ² (ABOUT)	15m ² (ABOUT)	3m (ABOUT)(1-STOREY)
B7	FS WATER TANK	56m ² (ABOUT)	56m ² (ABOUT)	5m (ABOUT)(1-STOREY)
B8	RAIN SHELTER	578m ² (ABOUT)**	578m ² (ABOUT)**	6.2m (ABOUT)(1-STOREY)
		14,076m ² (ABOUT)	17,759m ² (ABOUT)	

**EXCLUDING COMMON AREA OF B2, B5 AND B6



LOADING/UNLOADING PROVISIONS

NO. OF L/U SPACE FOR MEDIUM/HEAVY GOODS VEHICLE : 3
DIMENSION OF L/U SPACE : 3.5m (W) X 11m (L)

NO. OF L/U SPACE FOR CONTAINER VEHICLE : 4
DIMENSION OF L/U SPACE : 3.5m (W) X 16m (L)

LEGEND

	APPLICATION SITE
	STRUCTURE (ENCLOSED)
	1/F OF STRUCTURE B1
	STRUCTURE (CANOPY)
	LOADING / UNLOADING SPACE
	INGRESS / EGRESS

PLANNING CONSULTANT

R-RICHES PROPERTY CONSULTANTS LIMITED

PROJECT

PROPOSED LOGISTIC CENTRE WITH ANCILLARY OFFICE AND CANTEEN FOR A PERIOD OF 3 YEARS

SITE LOCATION

VARIOUS LOTS IN D.D. 129, AND ADJOINING GL LAU FAU SHAN, YUEN LONG, NEW TERRITORIES

SCALE

1:1250 @ A+

DRAWN BY	DATE
MN	15.12.2021
REVISED BY	DATE
LT	10.04.2024
APPROVED BY	DATE
DWS TITLE	
LAYOUT PLAN	
DWG NO.	VER.
PLAN 1	003

(摘錄自申請人於 25. 4. 2024 呈交的進一步資料)
(Extract from Applicant's Further Information Submitted on 25.4.2024)

參考編號
REFERENCE No.
A/HSK/510

繪圖 DRAWING
A-2

F.S.NOTES:

1. GENERAL

- 1.1 FIRE SERVICE INSTALLATIONS SHALL BE PROVIDED IN ACCORDANCE WITH THE CODES OF PRACTICE FOR MINIMUM FIRE SERVICE INSTALLATIONS AND EQUIPMENT AND INSPECTION, TESTING AND MAINTENANCE OF INSTALLATIONS AND EQUIPMENT 2022 (COP 2022), FSD CIRCULAR LETTERS AND THE HONG KONG WATERWORKS STANDARD REQUIREMENTS.
- 1.2 ALL TUBES AND FITTINGS SHALL BE G.M.S. TO BS1387 MEDIUM GRADE WHERE PIPEWORK UP TO Ø150mm.
- 1.3 ALL TUBES AND FITTINGS SHALL BE DUCTILE IRON TO BS EN45 K12 WHERE PIPEWORK ABOVE Ø150mm.
- 1.4 ALL DRAIN PIPES SHALL BE DISCHARGED TO A CONSPICUOUS POSITION WITHOUT THE POSSIBILITY OF BEING SUBMERGED.
- 1.5 ALL PUDDLE FLANGES SHALL BE MADE OF DUCTILE IRON
- 1.6 THE AGGREGATE AREA OF OPENABLE WINDOWS NOT LESS THAN 6.25% OF THE FLOOR AREA OF THE STRUCTURE
- 1.7 VENTILATION/AIR CONDITIONING SYSTEM NOT TO BE PROVIDED.

2. HOSE REEL SYSTEM

- 2.1 NEW FIRE HOSE REEL SHALL BE PROVIDED AS INDICATED ON PLAN TO ENSURE THAT EVERY PART OF THE BUILDING CAN BE REACHED BY A LENGTH OF NOT MORE THAN 30m HOSE REEL TUBING.
- 2.2 THE WATER SUPPLY FOR HOSE REEL SYSTEM WILL BE FED FROM A NEW 2m²F.S. FIBREGLASS WATER TANK VIA TWO HOSE REEL PUMPS (DUTY/STANDBY) LOCATED INSIDE FS PUMP ROOM AT EXTERNAL AREA.
- 2.3 HOSE REEL PUMPS SHALL BE STARTED BY ACTUATION OF ANY BREAKGLASS UNIT FITTED ASIDE EACH HOSE REEL SETS
- 2.4 ALL FIRE HOSE REEL OUTLETS SHOULD BE HOUSED IN GLASS FRONTED CABINET SECURED UNDER LOCK & KEY.
- 2.5 ALL FIRE HOSE REEL SHOULD BE PROVIDED WITH FSD APPROVED TYPE INSTRUCTION PLATE & WSD WARNING PLATE
- 2.6 SECONDARY ELECTRICITY SUPPLY DIRECTLY TEE OFF BEFORE CLP'S INCOMING MAIN SWITCH SHALL BE PROVIDED FOR THE FH/HR PUMPS.

3. AUTOMATIC SPRINKLER SYSTEM

- 3.1 NEW AUTOMATIC SPRINKLER SYSTEM SHALL BE PROVIDED AND INSTALLED IN ACCORDANCE WITH LPC RULES FOR AUTOMATIC SPRINKLER INSTALLATIONS INCORPORATING BS EN 12845: 2015 (INCLUDING TECHNICAL BULLETINS, NOTES, COMMENTAR AND RECOMMENDATIONS) AND FSD CIRCULAR LETTER NO. 5/2020. THE CLASSIFICATION OF THE OCCUPANCIES WILL BE ORDINARY HAZARD GROUP III.
- 3.2 ONE NEW 135m³ SPRINKLER WATER TANK WILL BE PROVIDED AS INDICATED ON PLAN. THE TOWN MAIN WATER SUPPLY WILL BE FED FROM SINGLE END.
- 3.3 TWO NEW SPRINKLER PUMPS (DUTY/STANDBY) AND ONE JOCKEY PUMP SHALL BE PROVIDED IN FS PUMP ROOM LOCATED AT EXTERNAL AREA.
- 3.4 NEW SPRINKLER CONTROL VALVE SET AND SPRINKLER INLET SHALL BE PROVIDED AS INDICATED ON PLAN.
- 3.5 A TEST VALVE SHALL BE PROVIDED FOR EACH ZONE OF SPRINKLER PIPE. THIS VALVE SHALL BE AT A CONSPICUOUS POSITION THAT WATER CAN BE DRAINED AWAY EASILY.
- 3.6 ALL SUBSIDIARY STOP VALVES TO BE ELECTRIC MONITORING TYPE.
- 3.7 ALL ELECTRIC TYPE VALVES SHOULD GIVE VISUAL SIGNALS TO FIRE SERVICE MAIN SUPERVISORY CONTROL PANEL TO INDICATE THE STATUS (OPEN/CLOSE) OF THE VALVES.
- 3.8 SECONDARY ELECTRICITY SUPPLY DIRECTLY TEE OFF BEFORE CLP'S INCOMING MAIN SWITCH SHALL BE PROVIDED FOR THE SPRINKLER PUMPS.
- 3.9 THE SPRINKLER SYSTEM DESIGN IS BASED ON THE FOLLOWINGS:
HAZARD CLASS : ORDINARY HAZARD GROUP III
TYPE OF STORAGE : POST-PALLET (ST2)
STORAGE CATEGORY : CATEGORY 1
MAXIMUM STORAGE HEIGHT : 3.5m
SPRINKLER PROTECTION : CEILING PROTECTION ONLY
THE MAXIMUM STORAGE AREAS SHALL BE 50m² FOR SINGLE BLOCK
THE MINIMUM CLEARANCE AROUND EACH SINGLE STORAGE CLOCK : 2.4m

4. FIRE ALARM SYSTEM

- 4.1 NEW FIRE ALARM SYSTEM SHALL BE PROVIDED IN ACCORDANCE WITH BS 5839-1:2017 AND FSD CIRCULAR LETTERS NO. 6/2021.
- 4.2 NEW BREAKGLASS UNITS AND FIRE ALARM BELLS SHALL BE PROVIDED AT ALL NEW FIRE HOSE REEL POINTS. THE FIRE ALARM INTALLATION WILL BE INTEGRATED WITH THE HOSE REEL SYSTEM.

5. EMERGENCY LIGHTING

- 5.1 EMERGENCY LIGHTING SHALL BE PROVIDED IN ACCORDANCE WITH 'BS 5266-1 :2016 AND BS EN 1838 :2013', AND THE FSD CIRCULAR LETTER NO. 4/2021, COVERING ALL AREA. EMERGENCY LIGHTINGS SHALL BE BACKED UP BY BUILT-IN BATTERY AND CAPABLE OF MAINTAINING FUNCTION OF NOT LESS THAN 2 HOURS IN CASE OF POWER FAILURE.

6. EXIT SIGN

- 6.1 ALL EXIT SIGNS/DIRECTIONAL EXIT SIGNS SHALL BE PROVIDED IN ACCORDANCE WITH BS 5266-1 :2016 AND FSD CIRCULAR LETTER NO. 5/2008, FOR THE BUILDING. EXIT SIGNS/DIRECTIONAL EXIT SIGNS SHALL BE BACKED UP BY BUILT-IN BATTERY AND CAPABLE OF MAINTAINING FUNCTION OF NOT LESS THAN 2 HOURS IN CASE OF POWER FAILURE.

7. PORTABLE APPLIANCES

- 7.1 PORTABLE HAND OPERATED APPLIANCES SHALL BE PROVIDED AS INDICATED ON PLAN.

LEGEND

[HTR] HOSE REEL

[B] BREAK GLASS UNIT

[FAB] FIRE ALARM BELL

[E] EMERGENCY LIGHT

[EXIT] EXIT SIGN

[N] NON-RETURN VALVE

[F] 5KG CO2 FIRE EXTINGUISHER

[SB] SAND BUCKET

[S] SUBSIDIARY VALVE / FLOW SWITCH

[SVC] SPRINKLER CONTROL VALVE SET

[G] GATE VALVE

[GTM] GATE TYPE (With MONITORING)

[P] PUMP SET

[Y] Y-TYPE STRAINER

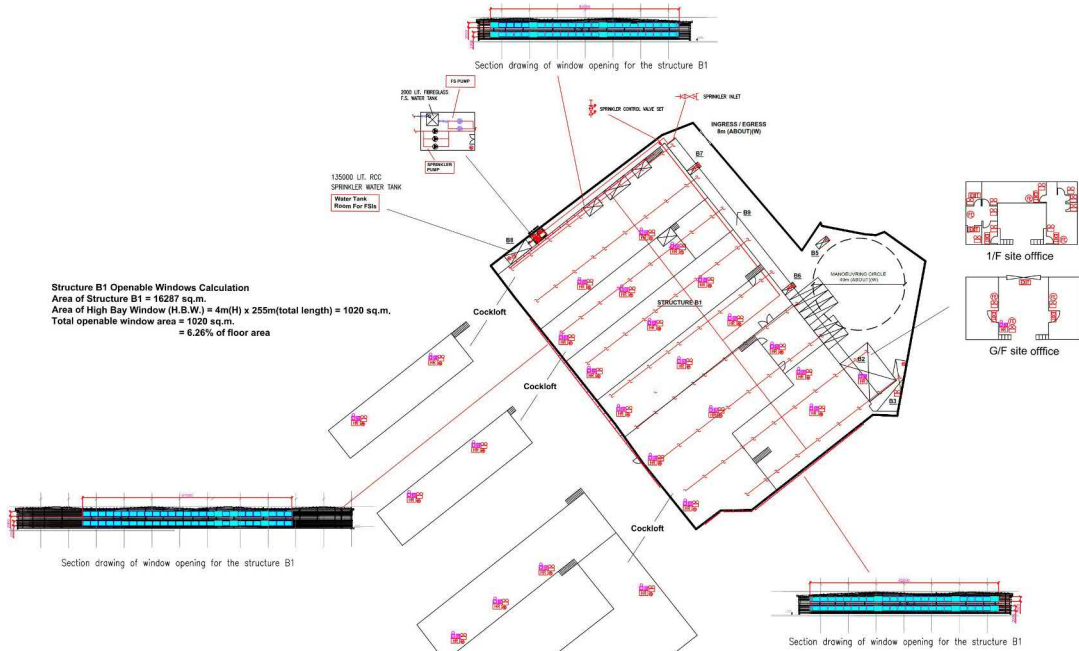
[SIN] SPRINKLER INLET

[PG] PRESSURE GAUGE

[SH] SPRINKLER HEAD (ON PLAN)

[P] 5KG DRY POWDER FIRE EXTINGUISHER

STRUCTURE	USE	COVERED AREA	GFA	BUILDING HEIGHT
B1	LOGISTIC CENTRE	12,217sq. (ABOUT)	16,207sq. (ABOUT)	12m (ABOUT) (3 STOREY)
B2	SITE OFFICE	1,000sq. (ABOUT)	1,000sq. (ABOUT)	10m (ABOUT) (3 STOREY)
B3	SITE OFFICE	1,000sq. (ABOUT)	1,000sq. (ABOUT)	10m (ABOUT) (3 STOREY)
B4	SITE OFFICE	1,000sq. (ABOUT)	1,000sq. (ABOUT)	10m (ABOUT) (3 STOREY)
B5	SITE OFFICE	1,000sq. (ABOUT)	1,000sq. (ABOUT)	10m (ABOUT) (3 STOREY)
B6	SITE OFFICE	1,000sq. (ABOUT)	1,000sq. (ABOUT)	10m (ABOUT) (3 STOREY)
B7	SITE OFFICE	1,000sq. (ABOUT)	1,000sq. (ABOUT)	10m (ABOUT) (3 STOREY)
B8	SITE OFFICE	1,000sq. (ABOUT)	1,000sq. (ABOUT)	10m (ABOUT) (3 STOREY)
B9	WATER TANK	1,000sq. (ABOUT)	1,000sq. (ABOUT)	10m (ABOUT) (3 STOREY)
B10	WATER TANK	1,000sq. (ABOUT)	1,000sq. (ABOUT)	10m (ABOUT) (3 STOREY)
B11	WATER TANK	1,000sq. (ABOUT)	1,000sq. (ABOUT)	10m (ABOUT) (3 STOREY)
B12	WATER TANK	1,000sq. (ABOUT)	1,000sq. (ABOUT)	10m (ABOUT) (3 STOREY)
B13	WATER TANK	1,000sq. (ABOUT)	1,000sq. (ABOUT)	10m (ABOUT) (3 STOREY)
B14	WATER TANK	1,000sq. (ABOUT)	1,000sq. (ABOUT)	10m (ABOUT) (3 STOREY)
B15	WATER TANK	1,000sq. (ABOUT)	1,000sq. (ABOUT)	10m (ABOUT) (3 STOREY)
B16	WATER TANK	1,000sq. (ABOUT)	1,000sq. (ABOUT)	10m (ABOUT) (3 STOREY)
B17	WATER TANK	1,000sq. (ABOUT)	1,000sq. (ABOUT)	10m (ABOUT) (3 STOREY)
B18	WATER TANK	1,000sq. (ABOUT)	1,000sq. (ABOUT)	10m (ABOUT) (3 STOREY)
B19	WATER TANK	1,000sq. (ABOUT)	1,000sq. (ABOUT)	10m (ABOUT) (3 STOREY)
B20	WATER TANK	1,000sq. (ABOUT)	1,000sq. (ABOUT)	10m (ABOUT) (3 STOREY)
B21	WATER TANK	1,000sq. (ABOUT)	1,000sq. (ABOUT)	10m (ABOUT) (3 STOREY)
B22	WATER TANK	1,000sq. (ABOUT)	1,000sq. (ABOUT)	10m (ABOUT) (3 STOREY)
B23	WATER TANK	1,000sq. (ABOUT)	1,000sq. (ABOUT)	10m (ABOUT) (3 STOREY)
B24	WATER TANK	1,000sq. (ABOUT)	1,000sq. (ABOUT)	10m (ABOUT) (3 STOREY)
B25	WATER TANK	1,000sq. (ABOUT)	1,000sq. (ABOUT)	10m (ABOUT) (3 STOREY)
B26	WATER TANK	1,000sq. (ABOUT)	1,000sq. (ABOUT)	10m (ABOUT) (3 STOREY)
B27	WATER TANK	1,000sq. (ABOUT)	1,000sq. (ABOUT)	10m (ABOUT) (3 STOREY)
B28	WATER TANK	1,000sq. (ABOUT)	1,000sq. (ABOUT)	10m (ABOUT) (3 STOREY)
B29	WATER TANK	1,000sq. (ABOUT)	1,000sq. (ABOUT)	10m (ABOUT) (3 STOREY)
B30	WATER TANK	1,000sq. (ABOUT)	1,000sq. (ABOUT)	10m (ABOUT) (3 STOREY)
B31	WATER TANK	1,000sq. (ABOUT)	1,000sq. (ABOUT)	10m (ABOUT) (3 STOREY)
B32	WATER TANK	1,000sq. (ABOUT)	1,000sq. (ABOUT)	10m (ABOUT) (3 STOREY)
B33	WATER TANK	1,000sq. (ABOUT)	1,000sq. (ABOUT)	10m (ABOUT) (3 STOREY)
B34	WATER TANK	1,000sq. (ABOUT)	1,000sq. (ABOUT)	10m (ABOUT) (3 STOREY)
B35	WATER TANK	1,000sq. (ABOUT)	1,000sq. (ABOUT)	10m (ABOUT) (3 STOREY)
B36	WATER TANK	1,000sq. (ABOUT)	1,000sq. (ABOUT)	10m (ABOUT) (3 STOREY)
B37	WATER TANK	1,000sq. (ABOUT)	1,000sq. (ABOUT)	10m (ABOUT) (3 STOREY)
B38	WATER TANK	1,000sq. (ABOUT)	1,000sq. (ABOUT)	10m (ABOUT) (3 STOREY)
B39	WATER TANK	1,000sq. (ABOUT)	1,000sq. (ABOUT)	10m (ABOUT) (3 STOREY)
B40	WATER TANK	1,000sq. (ABOUT)	1,000sq. (ABOUT)	10m (ABOUT) (3 STOREY)
B41	WATER TANK	1,000sq. (ABOUT)	1,000sq. (ABOUT)	10m (ABOUT) (3 STOREY)
B42	WATER TANK	1,000sq. (ABOUT)	1,000sq. (ABOUT)	10m (ABOUT) (3 STOREY)
B43	WATER TANK	1,000sq. (ABOUT)	1,000sq. (ABOUT)	10m (ABOUT) (3 STOREY)
B44	WATER TANK	1,000sq. (ABOUT)	1,000sq. (ABOUT)	10m (ABOUT) (3 STOREY)
B45	WATER TANK	1,000sq. (ABOUT)	1,000sq. (ABOUT)	10m (ABOUT) (3 STOREY)
B46	WATER TANK	1,000sq. (ABOUT)	1,000sq. (ABOUT)	10m (ABOUT) (3 STOREY)
B47	WATER TANK	1,000sq. (ABOUT)	1,000sq. (ABOUT)	10m (ABOUT) (3 STOREY)
B48	WATER TANK	1,000sq. (ABOUT)	1,000sq. (ABOUT)	10m (ABOUT) (3 STOREY)
B49	WATER TANK	1,000sq. (ABOUT)	1,000sq. (ABOUT)	10m (ABOUT) (3 STOREY)
B50	WATER TANK	1,000sq. (ABOUT)	1,000sq. (ABOUT)	10m (ABOUT) (3 STOREY)
B51	WATER TANK	1,000sq. (ABOUT)	1,000sq. (ABOUT)	10m (ABOUT) (3 STOREY)
B52	WATER TANK	1,000sq. (ABOUT)	1,000sq. (ABOUT)	10m (ABOUT) (3 STOREY)
B53	WATER TANK	1,000sq. (ABOUT)	1,000sq. (ABOUT)	10m (ABOUT) (3 STOREY)
B54	WATER TANK	1,000sq. (ABOUT)	1,000sq. (ABOUT)	10m (ABOUT) (3 STOREY)
B55	WATER TANK	1,000sq. (ABOUT)	1,000sq. (ABOUT)	10m (ABOUT) (3 STOREY)
B56	WATER TANK	1,000sq. (ABOUT)	1,000sq. (ABOUT)	10m (ABOUT) (3 STOREY)
B57	WATER TANK	1,000sq. (ABOUT)	1,000sq. (ABOUT)	10m (ABOUT) (3 STOREY)
B58	WATER TANK	1,000sq. (ABOUT)	1,000sq. (ABOUT)	10m (ABOUT) (3 STOREY)
B59	WATER TANK	1,000sq. (ABOUT)	1,000sq. (ABOUT)	10m (ABOUT) (3 STOREY)
B60	WATER TANK	1,000sq. (ABOUT)	1,000sq. (ABOUT)	10m (ABOUT) (3 STOREY)
B61	WATER TANK	1,000sq. (ABOUT)	1,000sq. (ABOUT)	10m (ABOUT) (3 STOREY)
B62	WATER TANK	1,000sq. (ABOUT)	1,000sq. (ABOUT)	10m (ABOUT) (3 STOREY)
B63	WATER TANK	1,000sq. (ABOUT)	1,000sq. (ABOUT)	10m (ABOUT) (3 STOREY)
B64	WATER TANK	1,000sq. (ABOUT)	1,000sq. (ABOUT)	10m (ABOUT) (3 STOREY)
B65	WATER TANK	1,000sq. (ABOUT)	1,000sq. (ABOUT)	10m (ABOUT) (3 STOREY)
B66	WATER TANK	1,000sq. (ABOUT)	1,000sq. (ABOUT)	10m (ABOUT) (3 STOREY)
B67	WATER TANK	1,000sq. (ABOUT)	1,000sq. (ABOUT)	10m (ABOUT) (3 STOREY)
B68	WATER TANK	1,000sq. (ABOUT)	1,000sq. (ABOUT)	10m (ABOUT) (3 STOREY)
B69	WATER TANK	1,000sq. (ABOUT)	1,000sq. (ABOUT)	10m (ABOUT) (3 STOREY)
B70	WATER TANK	1,000sq. (ABOUT)	1,000sq. (ABOUT)	10m (ABOUT) (3 STOREY)
B71	WATER TANK	1,000sq. (ABOUT)	1,000sq. (ABOUT)	10m (ABOUT) (3 STOREY)
B72	WATER TANK	1,000sq. (ABOUT)	1,000sq. (ABOUT)	10m (ABOUT) (3 STOREY)
B73	WATER TANK	1,000sq. (ABOUT)	1,000sq. (ABOUT)	10m (ABOUT) (3 STOREY)
B74	WATER TANK	1,000sq. (ABOUT)	1,000sq. (ABOUT)	10m (ABOUT) (3 STOREY)
B75	WATER TANK	1,000sq. (ABOUT)	1,000sq. (ABOUT)	10m (ABOUT) (3 STOREY)
B76	WATER TANK	1,000sq. (ABOUT)	1,000sq. (ABOUT)	10m (ABOUT) (3 STOREY)
B77	WATER TANK	1,000sq. (ABOUT)	1,000sq. (ABOUT)	10m (ABOUT) (3 STOREY)
B78	WATER TANK	1,000sq. (ABOUT)	1,000sq. (ABOUT)	10m (ABOUT) (3 STOREY)
B79	WATER TANK	1,000sq. (ABOUT)	1,000sq. (ABOUT)	10m (ABOUT) (3 STOREY)
B80	WATER TANK	1,000sq. (ABOUT)	1,000sq. (ABOUT)	10m (ABOUT) (3 STOREY)
B81	WATER TANK	1,000sq. (ABOUT)	1,000sq. (ABOUT)	10m (ABOUT) (3 STOREY)
B82	WATER TANK	1,000sq. (ABOUT)	1,000sq. (ABOUT)	10m (ABOUT) (3 STOREY)
B83	WATER TANK	1,000sq. (ABOUT)	1,000sq. (ABOUT)	10m (ABOUT) (3 STOREY)
B84	WATER TANK	1,000sq. (ABOUT)	1,000sq. (ABOUT)	10m (ABOUT) (3 STOREY)
B85	WATER TANK	1,000sq. (ABOUT)	1,000sq. (ABOUT)	10m (ABOUT) (3 STOREY)
B86	WATER TANK	1,000sq. (ABOUT)	1,000sq. (ABOUT)	10m (ABOUT) (3 STOREY)
B87	WATER TANK	1,000sq. (ABOUT)	1,000sq. (ABOUT)	10m (ABOUT) (3 STOREY)
B88	WATER TANK	1,000sq. (ABOUT)	1,000sq. (ABOUT)	10m (ABOUT) (3 STOREY)
B89	WATER TANK	1,000sq. (ABOUT)	1,000sq. (ABOUT)	10m (ABOUT) (3 STOREY)
B90	WATER TANK	1,000sq. (ABOUT)	1,000sq. (ABOUT)	10m (ABOUT) (3 STOREY)
B91	WATER TANK	1,000sq. (ABOUT)	1,000sq. (ABOUT)	10m (ABOUT) (3 STOREY)
B92	WATER TANK	1,000sq. (ABOUT)	1,000sq. (ABOUT)	10m (ABOUT) (3 STOREY)
B93	WATER TANK	1,000sq. (ABOUT)	1,000sq. (ABOUT)	10m (ABOUT) (3 STOREY)
B94	WATER TANK	1,000sq. (ABOUT)	1,000sq. (ABOUT)	10m (ABOUT) (3 STOREY)
B95	WATER TANK	1,000sq. (ABOUT)	1,000sq. (ABOUT)	10m (ABOUT) (3 STOREY)
B96	WATER TANK	1,000sq. (ABOUT)	1,000sq. (ABOUT)	10m (ABOUT) (3 STOREY)
B97	WATER TANK	1,000sq. (ABOUT)	1,000sq. (ABOUT)	10m (ABOUT) (3 STOREY)
B98	WATER TANK	1,000sq. (ABOUT)	1,000sq. (ABOUT)	10m (ABOUT) (3 STOREY)
B99	WATER TANK	1,000sq. (ABOUT)	1,000sq. (ABOUT)	10m (ABOUT) (3 STOREY)
B100	WATER TANK	1,000sq. (ABOUT)	1,000sq. (ABOUT)	10m (ABOUT) (3 STOREY)



Structure B1 Openable Windows Calculation
Area of Structure B1 = 16287 sq.m.
Area of High Bay Window (H.B.W.) = 4m(H) x 255m(total length) = 1020 sq.m.
Total openable window area = 1020 sq.m.
= 6.26% of floor area



PROJECT :
PROPOSED TEMPORARY LOGISTIC CENTRE ANCILLARY OFFICE CANTEEN FOR A PERIOD OF 3 YEARS VARIOUS LOTS IN D.D. 129, AND ADJOINING GL LAU FAU SHAN, YUEN LONG, NEW TERRITORIES

DRAWING TITLE :
F.S. Notes, Legend, Fire Service Installation Layout Plan

ARCHITECT :	
CONSULTANT :	
FIRE SERVICE CONTRACTOR :	
NAME :	
DATE :	
DRAWING NO. :	
REV. :	
DRAWN BY :	
CHECKED BY :	
APPROVED BY :	

ARCHITECT :
CONSULTANT :
FIRE SERVICE CONTRACTOR :
Century Fire Service Engineering Co., Ltd.

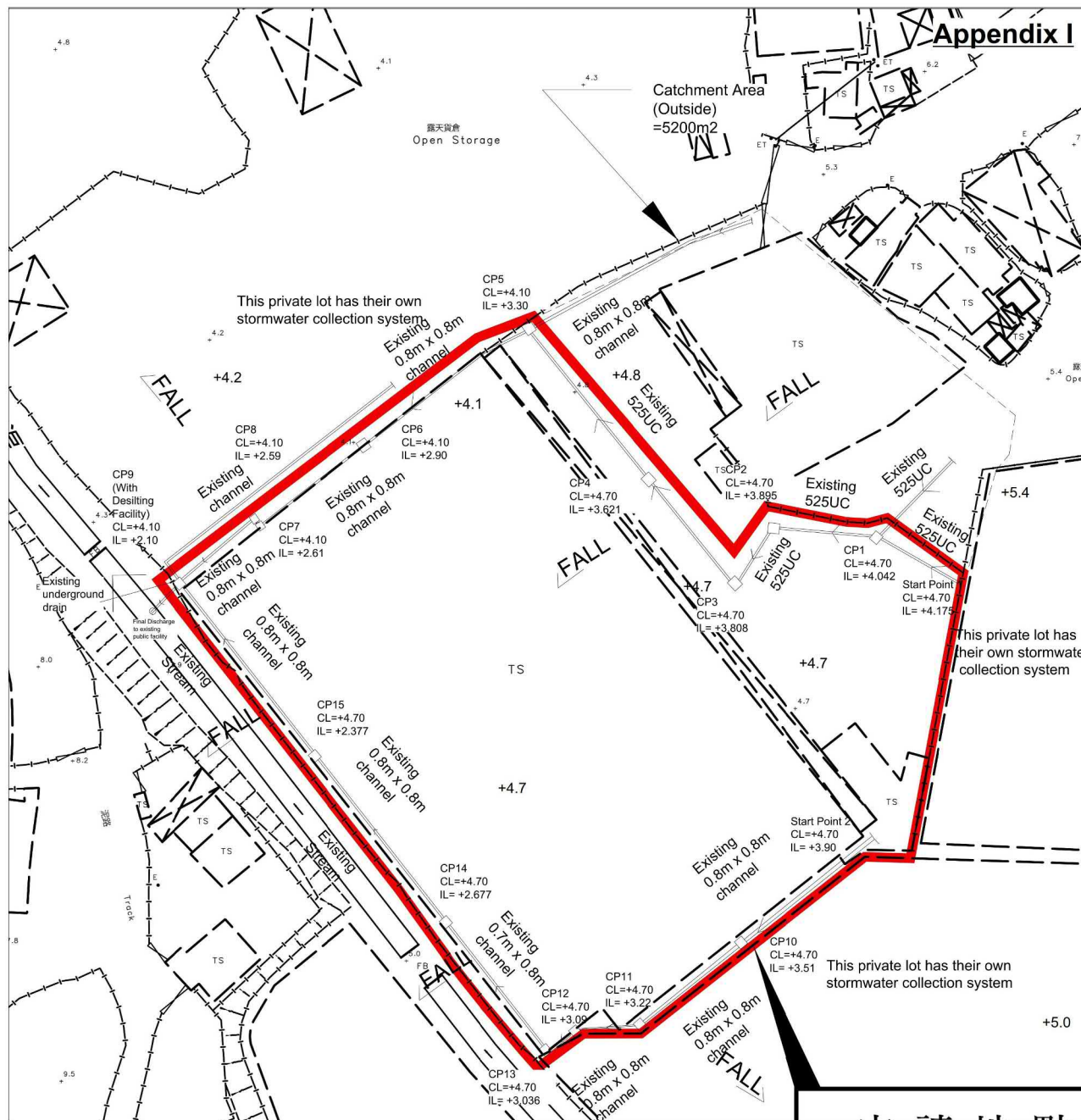
NAME :	C.K. NG	DATE :	21 May 2024
DRAWN BY :			
CHECKED BY :			
APPROVED BY :			

DRAWING NO. :	FS-01	REV. :	0
SCALE :	1:1000 (A1)		
SOURCE :	B.O.O. Ref. BD F.S.D. Ref. FP		

(摘錄自申請人於 24. 5. 2024 呈交的進一步資料)
(Extract from Applicant's Further Information Submitted on 24.5.2024)

參考編號
REFERENCE No.
A/HSK/510

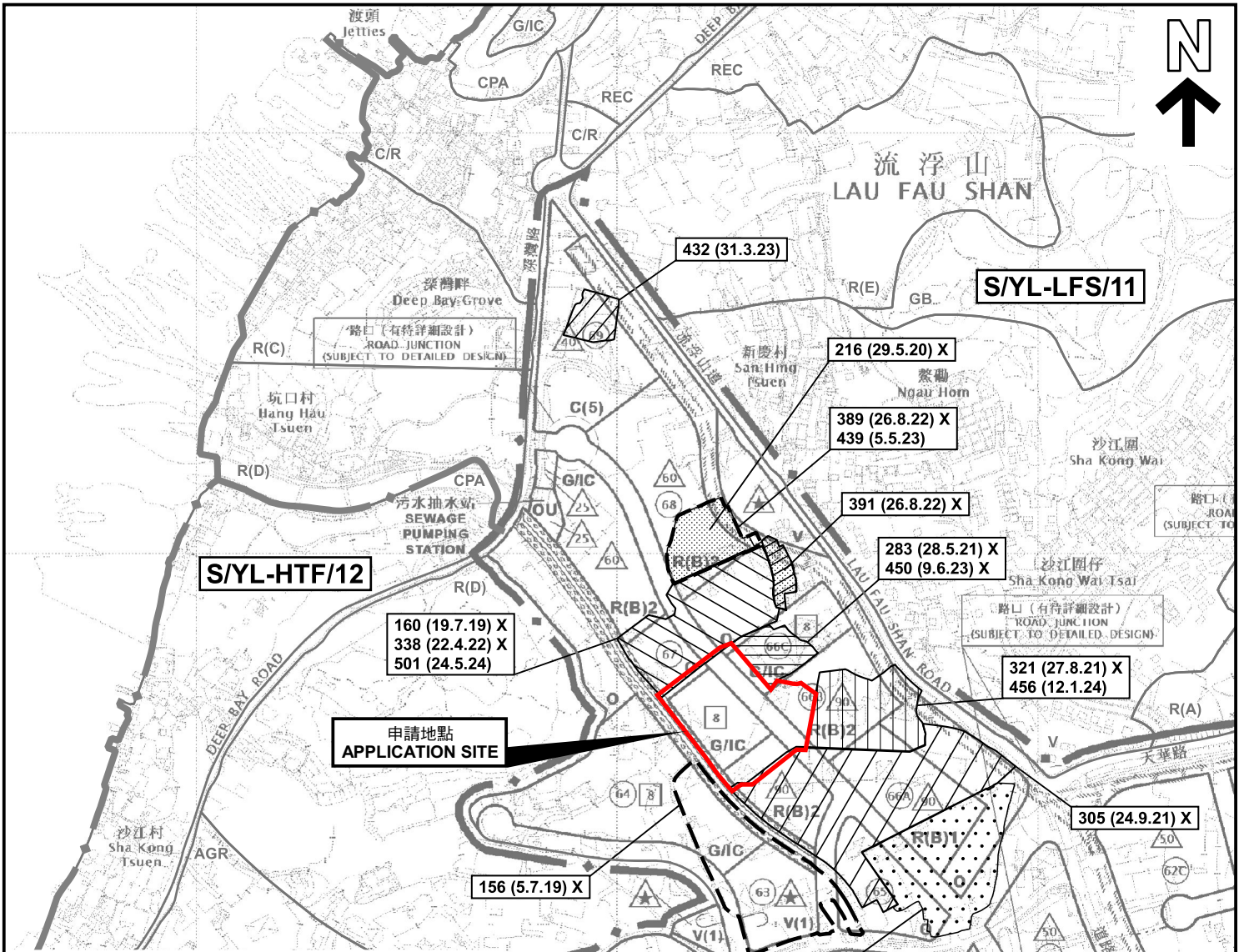
繪圖
DRAWING A-3



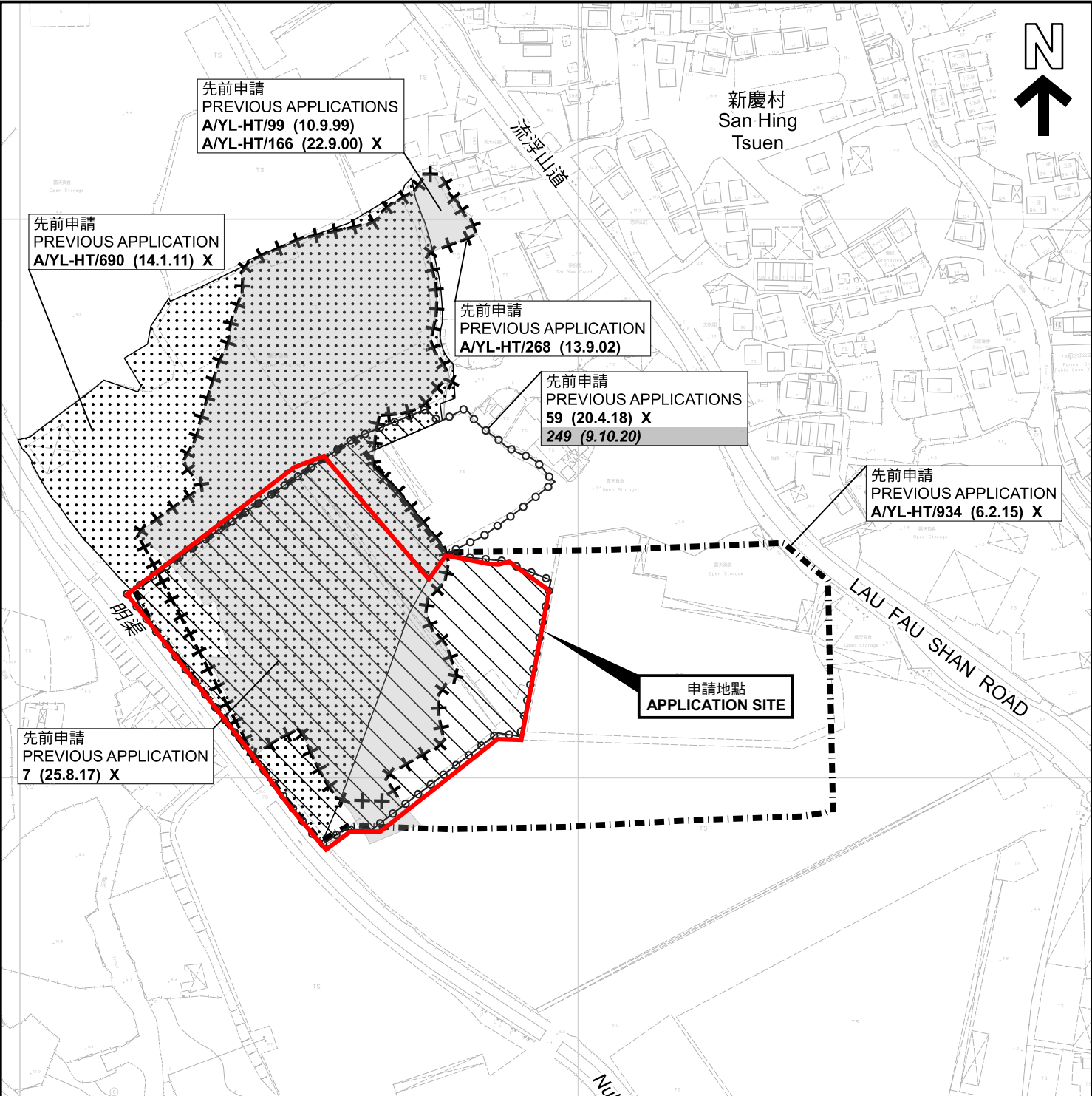
(摘錄自申請人於 8. 3. 2024 呈交的申請書)
(Extract from Applicant's Submission of 8.3.2024)

參考編號
REFERENCE No.
A/HSK/510

繪圖 DRAWING
A-4



<p>本摘要圖於2024年6月3日擬備， 所根據的資料為於2018年10月16日 核准的分區計劃大綱圖編號 S/HSK/2 EXTRACT PLAN PREPARED ON 3.6.2024 BASED ON OUTLINE ZONING PLAN No. S/HSK/2 APPROVED ON 16.10.2018</p>	<p>位置圖及同類申請 LOCATION PLAN WITH SIMILAR APPLICATIONS</p> <p>臨時物流中心連附屬辦公室及飯堂（為期3年） 新界元朗流浮山丈量約份第129約多個地段和毗連政府土地 TEMPORARY LOGISTIC CENTRE WITH ANCILLARY OFFICE AND CANTEN FOR A PERIOD OF 3 YEARS VARIOUS LOTS IN D.D. 129 AND ADJOINING GOVERNMENT LAND, LAU FAU SHAN, YUEN LONG, NEW TERRITORIES</p> <p>SCALE 1 : 7 500 比例尺</p> <p>米 100 0 100 200 300 米 METRES</p>	<p>規劃署 PLANNING DEPARTMENT</p> <p>參考編號 REFERENCE No. A/HSK/510</p> <p>圖 PLAN A-1a</p>
---	---	---



先前申請
PREVIOUS APPLICATIONS
A/YL-HT/99 (10.9.99)
A/YL-HT/166 (22.9.00) X

先前申請
PREVIOUS APPLICATION
A/YL-HT/690 (14.1.11) X

先前申請
PREVIOUS APPLICATION
A/YL-HT/268 (13.9.02)

先前申請
PREVIOUS APPLICATIONS
59 (20.4.18) X
249 (9.10.20)

先前申請
PREVIOUS APPLICATION
A/YL-HT/934 (6.2.15) X

先前申請
PREVIOUS APPLICATION
7 (25.8.17) X

申請地點
APPLICATION SITE

圖例 LEGEND

243 (17.7.04)	獲批准的申請 APPROVED APPLICATION
244 (17.7.04)	被拒絕的申請 REJECTED APPLICATION
72 (10.9.99) X	已撤銷 REVOKED
	會議日期 DATE OF MEETING
	申請編號 APPLICATION NUMBER

申請地點界線只作識別用
APPLICATION SITE BOUNDARY
FOR IDENTIFICATION PURPOSE ONLY

先前申請圖 PREVIOUS APPLICATIONS PLAN

臨時物流中心連附屬辦公室及飯堂（為期3年）
新界元朗流浮山丈量約份第129約多個地段和毗連政府土地
TEMPORARY LOGISTIC CENTRE WITH ANCILLARY OFFICE AND
CANTEN FOR A PERIOD OF 3 YEARS
VARIOUS LOTS IN D.D. 129 AND ADJOINING GOVERNMENT LAND,
LAU FAU SHAN, YUEN LONG, NEW TERRITORIES

SCALE 1 : 2 500 比例尺

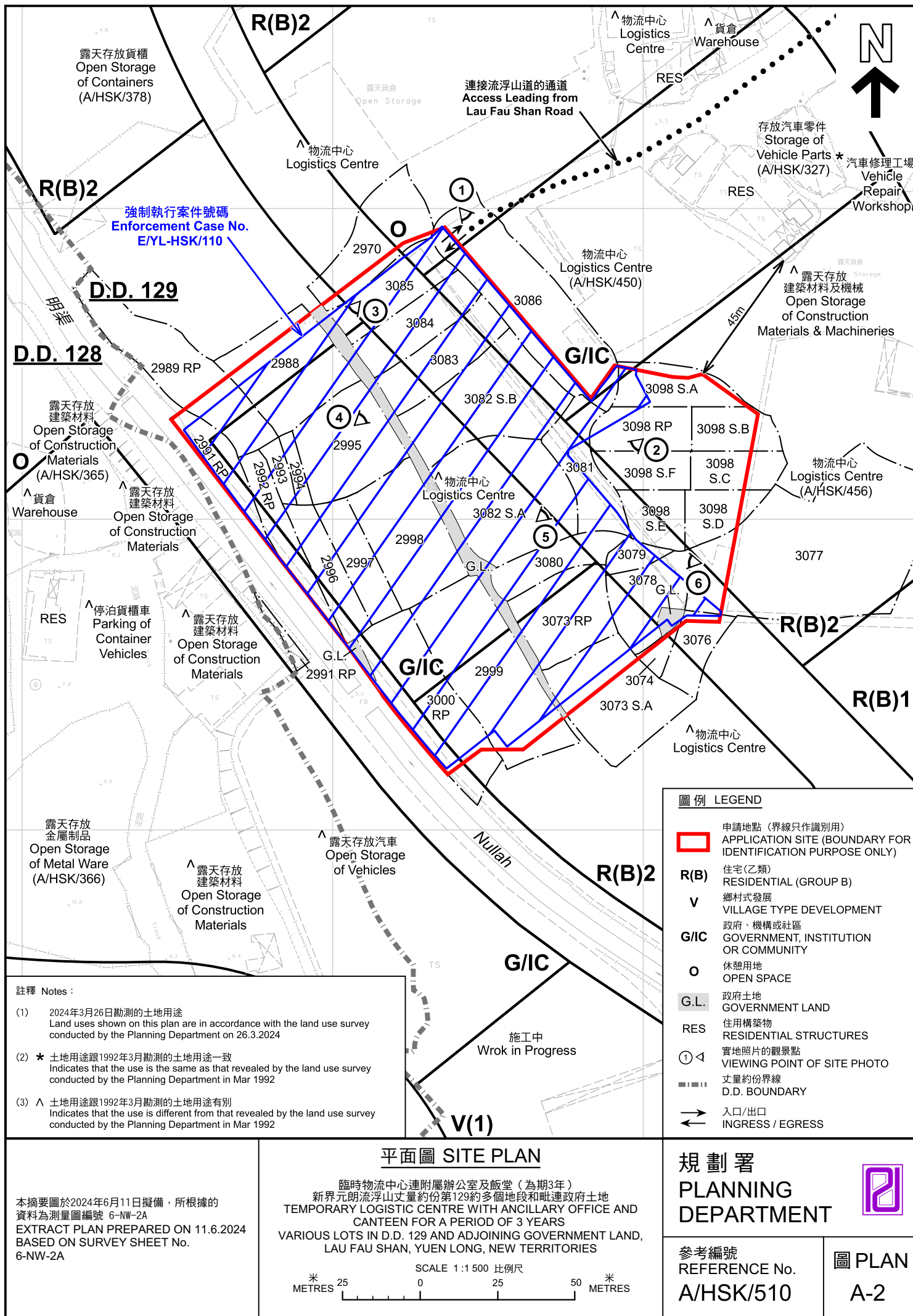
米 50 0 50 100 米
METRES

規 劃 署
PLANNING
DEPARTMENT

參考編號
REFERENCE No.
A/HSK/510

圖 PLAN
A-1b

本摘要圖於2024年5月31日擬備，所根據的資料為測量圖編號 2-SW-21D, 2-SW-22C, 6-NW-1B 和 6-NW-2A
EXTRACT PLAN PREPARED ON 31.5.2024
BASED ON SURVEY SHEETS No. 2-SW-21D, 2-SW-22C, 6-NW-1B and 6-NW-2A





圖例 LEGEND

 申請地點(界線只作識別用)
APPLICATION SITE
(BOUNDARY FOR IDENTIFICATION
PURPOSE ONLY)

本摘要圖於2024年5月31日擬備，所根據的資料為地政總署於2023年2月24日拍得的航攝照片編號 E187430C
EXTRACT PLAN PREPARED ON 31.5.2024
BASED ON AERIAL PHOTO No.
E187430C TAKEN ON 24.2.2023
BY LANDS DEPARTMENT

航攝照片 AERIAL PHOTO

臨時物流中心連附屬辦公室及飯堂（為期3年）
新界元朗流浮山丈量約份第129約多個地段和毗連政府土地
TEMPORARY LOGISTIC CENTRE WITH ANCILLARY OFFICE AND
CANTEEN FOR A PERIOD OF 3 YEARS
VARIOUS LOTS IN D.D. 129 AND ADJOINING GOVERNMENT LAND,
LAU FAU SHAN, YUEN LONG, NEW TERRITORIES

規 劃 署
PLANNING
DEPARTMENT



參考編號
REFERENCE No.
A/HSK/510

圖 PLAN
A-3



申請地點界線只作識別用 APPLICATION SITE BOUNDARY FOR IDENTIFICATION PURPOSE ONLY

實地照片 SITE PHOTOS

臨時物流中心連附屬辦公室及飯堂（為期3年）
新界元朗流浮山丈量約份第129約多個地段和毗連政府土地
TEMPORARY LOGISTIC CENTRE WITH ANCILLARY OFFICE AND
CANTEEN FOR A PERIOD OF 3 YEARS
VARIOUS LOTS IN D.D. 129 AND ADJOINING GOVERNMENT LAND,
LAU FAU SHAN, YUEN LONG, NEW TERRITORIES

規劃署
PLANNING
DEPARTMENT



參考編號
REFERENCE No.
A/HSK/510

圖 PLAN
A-4a

本圖於2024年5月31日擬備，所根據的
資料為攝於2024年3月26日的實地照片
PLAN PREPARED ON 31.5.2024
BASED ON SITE PHOTOS
TAKEN ON 26.3.2024



實地照片 SITE PHOTOS

臨時物流中心連附屬辦公室及飯堂（為期3年）
 新界元朗流浮山丈量約份第129約多個地段和毗連政府土地
 TEMPORARY LOGISTIC CENTRE WITH ANCILLARY OFFICE AND
 CANTEEN FOR A PERIOD OF 3 YEARS
 VARIOUS LOTS IN D.D. 129 AND ADJOINING GOVERNMENT LAND,
 LAU FAU SHAN, YUEN LONG, NEW TERRITORIES

規劃署
 PLANNING
 DEPARTMENT



參考編號
 REFERENCE No.
 A/HSK/510

圖 PLAN
 A-4b

本圖於2024年5月31日擬備，所根據的
 資料為攝於2024年3月26日的實地照片
 PLAN PREPARED ON 31.5.2024
 BASED ON SITE PHOTOS
 TAKEN ON 26.3.2024